


Producer Prices and Price Indexes Data for March 1984



U. S. Department of Labor
Bureau of Labor Statistics





U.S. DEPARTMENT OF LABOR
Raymond J. Donovan, Secretary

BUREAU OF LABOR STATISTICS
Janet L. Norwood, Commissioner

OFFICE OF PRICES AND LIVING CONDITIONS
Kenneth V. Dalton, Associate Commissioner

Producer Prices and Price Indexes is a monthly report on producer price movements including text, tables, and technical notes. An annual supplement contains monthly data for the calendar year, annual averages, and information on weights. A subscription may be ordered from the Superintendent of Documents, U.S. Government Printing Office, Washington, D.C. 20402.

Subscription price:

\$34 a year domestic (includes
supplement)
\$8.50 additional foreign

Single copy \$5.00

Supplement \$6.00

The Secretary of Labor has determined that the publication of this periodical is necessary in the transaction of the public business required by law of this Department. Use of funds for printing this periodical has been approved by the Director of the Office of Management and Budget through July 31, 1987. Second-class postage paid at Laurel, Md. Material in this publication is in the public domain and may be reproduced without permission of the Federal Government. Please credit the Bureau of Labor Statistics.

ISSN 0101-7311

May 1984

Producer Prices and Price Indexes Data for March 1984

Contents

	<i>Page</i>		<i>Page</i>
Price movements, March 1984.....	1	7. Producer prices and price indexes for refined petroleum products by region ...	136
Tables:		8. Producer price indexes for special commodity groupings	138
1. Producer price indexes and percent changes by stage of processing	4	9. Producer price indexes for the output of selected SIC industries	139
2. Producer price indexes and percent changes for selected commodity groupings by stage of processing	5	10. Producer price indexes for the output of selected census product classes	140
3. Producer price indexes for selected stage-of-processing groupings, seasonally adjusted	9	11. Producer price indexes and percent changes for total railroad freight and selected STCC groups	143
4. Producer price indexes for the net output of selected industries and their products	10	12. Producer price indexes and percent changes for selected telephone services ..	143
5. Producer price indexes by durability of product	88	13. Producer price indexes and percent changes for postal services	144
6. Producer prices and price indexes for commodity groupings and individual items	89	Technical notes	145

Price Movements

March 1984

The Producer Price Index for Finished Goods moved up 0.5 percent on a seasonally adjusted basis from February to March. This was about the same as in each of the preceding 2 months but was considerably larger than in most months of 1983. The index of intermediate goods also climbed 0.5 percent, more than in any of the 5 previous months. Prices received by producers of crude goods jumped 2.0 percent, after falling 1.5 percent in February and rising 0.7 percent in January. (See table A.)

Among finished goods, consumer food prices were up 0.8 percent, about the same as in the month before but far less than the 2.7 percent surge recorded in January. The index for finished energy goods fell for the seventh time in the last 9 months. Price increases accelerated for finished consumer goods other than foods and energy, while the advance in the capital equipment index moderated. During the first quarter of 1984, the Finished Goods Price Index climbed at a seasonally adjusted annual rate of 6.1 percent, up from a rate of 1.0 percent in the final quarter of 1983. Most of this acceleration was due to finished consumer food prices, which advanced at a 17.8 percent rate during the first quarter, after a 5.4 percent rate of increase in the previous 3

months. Prices for finished goods other than foods rose at a rate of 2.6 percent in the first quarter, after declining marginally in the previous quarter.

Before seasonal adjustment, the Producer Price Index for Finished Goods moved up 0.4 percent to 291.7 (1967=100). From March 1983 to March 1984, the Finished Goods Price Index rose 2.9 percent. Over the year, prices for finished consumer foods climbed 6.1 percent, the finished energy goods index decreased 1.8 percent, the index for finished consumer goods other than foods and energy rose 2.8 percent, and capital equipment prices increased 2.5 percent. Prices received by producers of intermediate goods moved up 3.2 percent in the 12 months ended in March 1984, and crude material prices advanced 5.5 percent.

Finished goods

Finished consumer goods. The Producer Price Index for Finished consumer goods increased 0.6 percent in March on a seasonally adjusted basis, after moving up 0.3 percent in February.

When energy goods and foods are excluded, the rise in the index for other consumer goods was 0.9 percent

Table A. Percent changes from preceding month in selected stage-of-processing price indexes, seasonally adjusted¹

Month	Finished goods			Intermediate goods			Crude goods		
	Total	Consumer foods	Other	Total	Foods and feeds ²	Other	Total	Foodstuffs and feedstuffs	Other
1983:									
March	-0.1	0	-0.2	-0.3	0	-0.3	0.5	0.4	0.6
April	0	.8	-3	-4	2.0	-5	.9	1.8	0
May3	-4	.5	.4	-6	.4	-5	-1.7	.9
June4	-6	.7	.7	-3	.8	-2	-1.5	1.4
July	0	-5	.2	.3	-2	.3	-1.0	-2.1	.2
August4	.3	.3	.4	3.0	.3	2.2	4.1	.3
September1	.7	-1	.6	4.8	.4	1.2	1.7	.5
October2	1.0	-1	.3	-1.1	.3	.1	.8	-6
November	-1	-3	.1	.1	.2	.1	.4	.5	.2
December1	.6	0	.2	-5	.2	1.0	1.6	.4
1984:									
January6	2.7	0	.1	1.4	0	.7	2.2	-1.0
February4	.7	.3	0	-1.9	.2	-1.5	-3.1	.3
March5	.8	.4	.5	1.3	.5	2.0	4.2	-5

¹ Data for November 1983 have been revised to reflect the availability of late reports and corrections by respondents. For this reason, some of the figures shown above and elsewhere in this report

may differ from those previously reported.

² Intermediate materials for food manufacturing and feeds.

Table B. Percent changes in finished goods price indexes, selected periods¹

Month	Changes from preceding month, seasonally adjusted						Changes in finished goods from 12 months ago (unadjusted)
	Finished goods	Capital equipment	Finished consumer goods	Finished consumer goods excluding foods			
				Total	Durables	Nondurables	
1983:							
March	-0.1	0.3	-0.2	-0.3	0.3	-0.7	2.2
April	0	0	0	-4	0	-7	2.1
May3	.2	.3	.6	.2	.9	2.3
June4	.2	.4	.9	.3	1.2	1.8
July	0	.2	0	.1	.1	.2	1.4
August4	.5	.3	.3	.3	.4	1.3
September1	-.1	.2	0	-.1	0	1.4
October2	0	.2	-.2	-.6	.1	1.2
November	-.1	.1	-.1	0	.3	-.2	.7
December1	.3	.1	-.2	0	-.3	.6
1984:							
January6	.1	.7	-.1	.1	-.3	1.9
February4	.5	.3	.2	.6	.1	2.3
March5	.3	.6	.4	.8	.1	2.9

¹ Data for November 1983 have been revised to reflect the availability of late reports and corrections by respondents. For this

reason, some of the figures shown above and elsewhere in this report may differ from those previously reported.

in March, compared to increases of 0.2 percent in both of the previous 2 months. Prices turned up after falling in February for cosmetics, electric lamps and bulbs, costume jewelry, textile housefurnishings, tires and tubes, cutlery, and luggage and small leather goods. Price increases accelerated for newspapers, gold jewelry, prescription drugs, light motor trucks, footwear, and household glassware. Prices were unchanged for household flatware after a sharp drop in February. On the other hand, price increases slowed noticeably for passenger cars, household appliances, book publishing, over-the-counter drugs, lawn and garden equipment, and rubber footwear. Prices turned down for soaps and detergents, alcoholic beverages, and tableware and kitchenware after rising a month earlier.

The index for finished consumer foods advanced 0.8 percent in March, about the same as in February. Prices rose for fish, fresh and dried vegetables, processed poultry, soft drinks, and shortening and cooking oils. In contrast, egg prices fell 18.5 percent, following a 2.6 percent decrease in February. Prices also declined for pork, fresh fruits, and roasted coffee.

The index for finished energy goods (which is almost entirely based on products whose prices are lagged 1 month) fell 1.2 percent, following a 0.4 percent increase in February. Natural gas prices fell 2.3 percent, after edging down 0.1 percent a month earlier. The home heating oil index rose, but much less than the sharp increase for February. The gasoline index declined for the eighth consecutive month after seasonal adjustment.

Capital equipment. The Producer Price Index for capital equipment moved up 0.3 percent, after increasing 0.5 percent in February. Increases were registered for motor vehicles, transformers, agricultural machinery, aircraft, commercial furniture, and plastics machin-

ery. Prices for photographic equipment and metal cutting machine tools declined, however.

Intermediate goods

The Producer Price Index for Intermediate Materials, Supplies, and Components advanced 0.5 percent on a seasonally adjusted basis in March, after showing virtually no change the month before. The sharp acceleration from February to March was widespread among intermediate products.

The index for intermediate goods other than foods and energy rose 0.6 percent, more than in any other month since August 1981. The nondurable manufacturing materials index registered a 1.0 percent increase, following a 0.2 percent dip in February. Prices turned up sharply for industrial chemicals. In addition, prices for leather, paperboard, woodpulp, and finished fabrics continued to rise, although not so much as in February. Increases also occurred for paper, nitrogenates, paint materials, and medicinal and botanical chemicals, while prices for processed yarns turned down. The index for durable manufacturing materials rose 1.3 percent, the most in over a year. Substantial increases were registered for copper, silver, gold, zinc, tin, lead, and Portland cement.

The construction materials and components index advanced 0.6 percent, more than in any other recent month. Increases were led by softwood lumber, fabricated structural metal products, plastic construction products, lighting fixtures, and refractories. In contrast, prices turned down for switchgear and switchboards. Gypsum products showed no change in March but were still nearly 28 percent higher than a year earlier; this index had risen only 2.0 percent from March 1982 to March 1983. Among other intermediate goods, prices for paper boxes and glass containers moved up more

than in the previous month.

The intermediate energy index rose 0.4 percent, offsetting February's decline. Higher prices were recorded for residual fuel, diesel fuel, commercial jet fuel, kerosene, and coke oven products. However, the indexes for gasoline and liquefied petroleum gas continued to fall.

The index for intermediate foods and feeds increased 1.3 percent, continuing the pattern of alternating up-and-down movements that has prevailed over the last several months. Prices for animal feeds, crude vegetable oils, and flour advanced, while confectionery material prices dropped.

Crude goods

The Producer Price Index for Crude Materials for Further Processing advanced 2.0 percent on a seasonally adjusted basis, after dropping 1.5 percent in February. The index for crude foodstuffs and feedstuffs

climbed 4.2 percent, following a 3.1 percent decrease in the previous month. Prices turned up strongly in March for livestock, corn, unprocessed fish, soybeans, wheat, and live poultry, following substantial declines in February. On the other hand, hay prices fell more than in February. Fresh fruit and vegetable prices continued to rise, although less than in the month before.

The index for crude nonfood materials declined 0.5 percent, after moving up 0.3 percent in February. Natural gas prices registered a considerable decrease, after inching down in the previous month and rising in the 3 months prior to that. Prices for logs and timber dropped substantially following a large increase in February, and prices for ferrous and aluminum base scrap also moved down. On the other hand, copper base scrap and raw cotton prices advanced sharply after much smaller increases in February. Prices for cattle hides climbed even more than in either January or February, and wastepaper prices rose sharply.

Table 1. Producer price indexes and percent changes by stage of processing

(1987=100)

Grouping	Relative importance Dec. 1983 ¹	Unadjusted index			Unadjusted percent change to Mar. 1984 from :		Seasonally adjusted percent change from:		
		Nov. 1983 ²	Feb. 1984 ²	Mar. 1984 ²	Mar. 1983	Feb. 1984	Dec. to Jan.	Jan. to Feb.	Feb. to Mar.
		Finished goods	100.000	286.8	290.6	291.7	2.9	0.4	0.6
Finished consumer goods	77.802	285.9	290.1	291.4	3.1	.4	.7	.3	.6
Finished consumer foods	23.966	261.9	274.7	277.0	6.1	.8	2.7	.7	.8
Crude	2.007	270.4	315.9	332.5	34.1	5.3	11.9	1.1	6.8
Processed	21.958	259.0	268.9	269.8	3.7	.3	1.8	.6	.2
Finished consumer goods, excluding foods	53.836	293.2	293.1	293.9	1.7	.3	-.1	.2	.4
Nondurable goods less foods	34.128	336.8	335.9	337.0	1.5	.3	-.3	.1	.1
Durable goods	19.709	235.4	236.2	236.6	2.0	.2	.1	.6	.8
Capital equipment	22.198	290.0	292.5	292.7	2.5	.1	.1	.5	.3
Manufacturing industries	6.743	305.3	307.0	307.9	2.1	.3	0	.4	.3
Nonmanufacturing industries	15.454	281.0	283.8	283.8	2.7	0	.2	.5	.4
Intermediate materials, supplies and components	100.000	315.5	317.4	319.5	3.2	.7	.1	0	.5
Materials and components for manufacturing	48.359	296.5	299.5	301.7	4.0	.7	.4	-.1	.9
Materials for food manufacturing	3.576	260.0	267.9	269.2	6.5	.5	2.2	-.4	.6
Materials for nondurable manufacturing	14.850	284.6	286.9	290.2	4.9	1.2	.5	-.2	1.0
Materials for durable manufacturing	14.124	321.6	325.2	328.3	4.0	1.0	-.3	.5	1.3
Components for manufacturing ³	15.808	283.0	284.9	285.2	2.5	.1	.3	.3	.1
Materials and components for construction	14.911	303.9	307.5	309.2	3.2	.6	0	.2	.6
Processed fuels and lubricants	14.742	568.1	561.7	568.4	.7	1.2	-1.3	-.3	.1
Manufacturing industries	6.301	484.9	478.3	484.2	.7	1.2	-1.2	-1.1	-.1
Nonmanufacturing industries	8.441	640.6	634.5	641.8	.7	1.2	-1.3	.3	.1
Containers	4.185	289.3	293.2	295.5	3.6	.8	.3	.2	.6
Supplies	17.803	281.6	282.2	283.1	3.4	.3	.3	0	.2
Manufacturing industries ³	5.827	272.2	275.9	276.2	3.0	.1	.4	.6	0
Nonmanufacturing industries	11.976	286.7	285.7	286.9	3.5	.4	.1	-.2	.5
Feeds	1.639	251.0	227.8	232.3	11.8	2.0	-.5	-5.0	2.8
Other supplies ³	10.338	294.8	298.0	298.6	2.4	.2	.5	.2	.1
Crude materials for further processing	100.000	324.0	332.8	339.4	5.5	2.0	.7	-1.5	2.0
Foodstuffs and feedstuffs	52.759	251.8	260.7	270.7	8.7	3.8	2.2	-3.1	4.2
Nonfood materials	47.241	479.4	488.2	487.9	2.1	-.1	-1.0	.3	-.5
Nonfood materials except fuel ⁴	32.275	377.7	385.5	388.1	5.8	.7	-2.0	.8	0
Manufacturing ⁴	29.213	387.9	395.5	399.1	6.2	.9	-1.7	.2	.3
Construction	3.062	272.1	280.2	276.8	2.8	-1.2	-1.9	2.3	-1.4
Crude fuel ⁵	14.966	915.3	927.4	911.5	-5.2	-1.7	.6	0	-1.7
Manufacturing industries ⁵	8.096	1071.8	1087.5	1066.1	-6.0	-2.0	.7	0	-2.0
Nonmanufacturing industries ⁵	6.870	805.3	814.6	803.2	-4.3	-1.4	.5	.1	-1.4
Special groupings									
Finished goods, excluding foods	⁶ 76.034	293.0	293.6	294.3	1.9	.2	0	.3	.4
Intermediate materials less foods and feeds	⁷ 94.785	319.9	322.1	324.2	3.0	.7	0	.2	.5
Intermediate foods and feeds	⁷ 5.215	257.4	254.9	257.3	8.1	.9	1.4	-1.9	1.3
Crude materials less agricultural products ⁴	⁸ 43.858	540.3	552.1	550.4	2.0	-.3	-.8	.3	-.7
Finished energy goods	⁶ 11.994	777.4	759.3	759.8	-1.8	.1	-1.2	.4	-1.2
Finished goods less energy	⁶ 88.006	259.4	264.1	265.2	3.6	.4	.8	.4	.7
Finished consumer goods less energy	⁶ 65.808	251.7	257.1	258.4	3.9	.5	1.1	.4	.9
Finished goods less foods and energy	⁶ 64.040	258.7	260.5	261.1	2.6	.2	.2	.3	.7
Finished consumer goods less foods and energy	⁶ 41.842	242.5	244.0	244.8	2.8	.3	.2	.2	.9
Consumer nondurable goods less foods and energy	⁶ 22.133	234.1	236.1	237.2	3.4	.5	.3	-.1	.8
Intermediate energy goods	⁷ 15.479	546.7	541.1	547.3	.7	1.1	-.9	-.3	.4
Intermediate materials less energy	⁷ 84.521	298.5	301.2	303.0	3.7	.6	.2	.1	.6
Intermediate materials less foods and energy	⁷ 79.306	297.6	300.7	302.5	3.5	.6	.2	.2	.6
Crude energy materials ³	⁹ 31.296	781.6	786.8	780.7	-2.6	-.8	.4	0	-.8
Crude materials less energy	⁹ 68.704	248.3	257.4	265.8	9.5	3.3	.8	-2.2	3.2
Crude nonfood materials less energy ⁵	⁹ 15.945	260.2	271.1	274.6	12.4	1.3	-3.6	.8	.2

¹ Comprehensive relative importance figures are computed once each year in December.

² Data for November 1983 have been revised to reflect the availability of late reports and corrections by respondents. All data are subject to revision 4 months after original publication.

³ Not seasonally adjusted.

⁴ Includes crude petroleum.

⁵ Excludes crude petroleum.

⁶ Percent of total finished goods.

⁷ Percent of total intermediate materials.

⁸ Formerly titled "Crude materials for further processing, excluding crude foodstuffs and feedstuffs, plant and animal fibers, oilseeds, and leaf tobacco."

⁹ Percent of total crude materials.

Table 2. Producer price indexes and percent changes for selected commodity groupings by stage of processing

(1967 = 100 unless otherwise indicated)

Grouping	Commodity code	Relative importance Dec. 1983 ¹	Unadjusted index		Unadjusted percent change to Mar. 1984 from:		Seasonally adjusted percent change from:		
			Feb. 1984 ²	Mar. 1984 ²	Mar. 1983	Feb. 1984	Dec. to Jan.	Jan. to Feb.	Feb. to Mar.
Finished goods		100.000	290.6	291.7	2.9	0.4	0.6	0.4	0.5
Finished consumer goods		77.802	290.1	291.4	3.1	.4	.7	.3	.6
Finished consumer foods		23.966	274.7	277.0	6.1	.8	2.7	.7	.8
Fresh fruits	01-11	.518	232.2	220.3	2.0	-5.1	-3.5	-4.2	-1.7
Fresh and dried vegetables	01-13	.753	355.3	357.4	55.5	.6	7.0	13.5	3.9
Eggs	01-7	.434	280.7	235.8	38.7	-16.0	(*)	-2.6	-18.5
Bakery products	02-11	2.436	294.8	295.7	5.0	.3	0	.9	.7
Milled rice	02-13	.044	198.2	198.2	8.3	0	-1	2.0	-4
Other cereals ³	02-14	.441	296.8	296.0	3.1	-3	1.5	.1	-3
Beef and veal	02-21-01	2.537	248.6	253.8	3.8	2.1	3.2	1.5	.2
Pork	02-21-04	1.406	222.6	208.7	-14.7	-6.2	9.2	-3.7	-4.1
Processed poultry	02-22	.752	215.6	218.2	26.4	1.2	2.9	-2.7	2.7
Fish	02-23	1.088	436.6	588.4	20.1	34.8	5.6	-4.9	30.2
Dairy products	02-3	3.395	248.6	249.0	-7	.2	-3	.8	-4
Processed fruits and vegetables ³	02-4	1.722	291.8	293.2	6.7	.5	1.3	2.3	.5
Confectionery end products (Dec. 1977 = 100) ³	02-55	.901	144.0	144.9	8.3	.6	1.3	.5	.6
Soft drinks ³	02-62	1.765	334.5	337.1	3.7	.8	.3	.6	.8
Roasted coffee	02-63-01	.803	352.0	350.7	4.0	-4	2.6	.9	-6
Shortening and cooking oils	02-74	.500	285.7	290.9	28.1	1.8	1.2	-2.7	1.7
Miscellaneous processed foods ³	02-8	2.508	275.3	274.7	10.5	-2	.3	3.2	-2
Finished consumer goods excluding foods		53.836	293.1	293.9	1.7	.3	-1	.2	.4
Alcoholic beverages ³	02-61	1.841	208.7	207.8	2.2	-4	.7	.5	-4
Apparel	03-81	5.710	199.8	200.7	2.3	.5	-3	.6	.5
Textile housefurnishings ³	03-82	.880	236.2	237.1	1.2	.4	.8	-2	.4
Footwear	04-3	1.085	251.6	253.3	2.1	.7	.2	0	.6
Luggage and small leather goods	04-41	.349	210.3	211.9	3.9	.8	.5	-2	.3
Natural gas ³	05-31	3.075	1413.6	1381.1	-7.0	-2.3	.9	-1	-2.3
Gasoline	05-71	5.989	563.9	568.7	-2.3	.9	-1.6	-1.3	-1.5
Fuel oil No. 2 (Feb. 1973 = 100)	05-73-02-01	1.658	767.5	788.2	11.6	2.7	-3.4	8.2	1.4
Finished lubricants ³	05-76	.211	368.0	369.0	4.4	.3	1.3	-8	.3
Pharmaceutical preparations, ethical (Prescription)	06-35	.887	223.2	226.9	9.7	1.7	.5	.2	1.5
Pharmaceutical preparations, proprietary (Over-the-counter)	06-36	.377	277.6	278.0	6.3	.1	.4	.7	.3
Soaps and synthetic detergents ³	06-71	.720	267.8	265.4	2.4	-9	-5	.8	-9
Specialty cleaning products (June 1983 = 100) ³	06-72	.438	101.5	101.7	(*)	.2	.5	-5	.2
Cosmetics and other toilet preparations	06-75	1.107	229.2	234.7	2.1	2.4	-3	-3.2	2.7
Tires, tubes, tread, etc.	07-12	.688	243.0	242.3	-1.7	-3	1.5	-8	.2
Rubber footwear	07-13-01	.190	223.1	223.1	-6	0	.2	.5	.1
Plastic consumer, institutional, and commercial products, n.e.c (June 1978 = 100) ³	07-28	.344	135.4	135.0	3.0	-3	1.2	.6	-3
Sanitary papers and health products ³	09-15-01	.753	360.3	361.0	-1.2	.2	-1	.2	.2
Newspaper circulation (Dec. 1980 = 100) ³	09-31-01	.897	125.7	128.0	2.7	1.8	.8	.5	1.8
Periodical circulation (Dec. 1980 = 100) ³	09-32-01	.512	130.7	131.1	5.6	.3	.6	.2	.3
Book publishing (Dec. 1980 = 100) ³	09-33	.688	125.2	125.3	5.4	.1	.7	.9	.1
Electric lamps and bulbs	11-77	.282	332.3	341.5	12.0	2.8	2.3	-2.7	3.5
Household furniture	12-1	1.762	239.2	240.0	3.9	.3	.5	.7	.7
Floor coverings	12-3	.419	187.7	187.5	3.0	-1	0	-1	-2
Household appliances ³	12-4	1.379	210.6	210.8	2.8	.1	.6	.6	.1
Home electronic equipment ³	12-5	.564	84.4	84.3	-3.1	-1	-4	.1	-1
Tableware, kitchenware, etc.	12-61	.184	328.1	325.0	2.0	-9	1.3	.9	-7
Household glassware	12-62	.130	475.2	476.3	3.7	.2	.3	.4	1.1
Household flatware ³	12-64	.173	422.0	422.0	-7.7	0	0	-3.7	0
Lawn and garden equipment, ex. tractors	12-66	.213	256.8	256.0	2.4	-3	.6	1.4	0
Cutlery, razors, and razor blades	12-67	.135	250.2	253.4	.3	1.3	-1.7	-4	1.7
Passenger cars	14-11-01	7.307	221.9	222.0	2.9	0	.3	1.4	.7
Light motor trucks	14-11-05	.552	280.8	281.3	4.4	.2	.8	1.3	1.9
Boats (Dec. 1981 = 100) ³	14-3	.240	108.9	109.1	4.7	.2	1.5	-1	.2
Toys, games, and children's vehicles	15-11	.548	228.8	228.3	-1.6	-2	-6	-1.1	-1
Sporting and athletic goods	15-12	.468	206.7	206.7	1.1	0	-1.7	.3	.3
Small arms and ammunition	15-13	.174	298.9	298.9	8.8	0	.9	.3	.1
Tobacco products	15-2	2.120	390.3	390.3	10.3	0	3.7	.2	.3
Mobile homes (Dec. 1974 = 100) ³	15-5	.962	162.8	162.7	-1	-1	-1.4	.2	-1

See footnotes at end of table.

Table 2. Producer price indexes and percent changes for selected commodity groupings by stage of processing—Continued

(1967 = 100 unless otherwise indicated)

Grouping	Commodity code	Relative importance Dec. 1983 ¹	Unadjusted index		Unadjusted percent change to Mar. 1984 from:		Seasonally adjusted percent change from:		
			Feb. 1984 ²	Mar. 1984 ²	Mar. 1983	Feb. 1984	Dec. to Jan.	Jan. to Feb.	Feb. to Mar.
Finished consumer goods excluding foods—Continued									
Jewelry, platinum & karat gold (Dec. 1978 = 100) ³	15-94-02	0.888	181.9	184.8	-4.7	1.6	-1.0	0.1	1.6
Other precious metal jewelry (Dec. 1978 = 100) ³	15-94-03	.215	165.6	165.6	.6	0	0	1.5	0
Costume jewelry (Dec. 1978 = 100) ³	15-94-04	.376	128.8	131.3	-1.1	1.9	-1.3	-3.9	1.9
Capital equipment		22.198	292.5	292.7	2.5	.1	.1	.5	.3
Agricultural machinery and equipment	11-1	1.388	331.1	332.7	2.8	.5	.5	.2	.9
Construction machinery and equipment ³	11-2	1.473	355.9	355.8	1.8	0	.2	.5	0
Industrial process furnaces and ovens ³	11-34	.150	370.6	370.6	3.2	0	.3	.1	0
Metal cutting machine tools	11-37	.407	383.9	381.9	2.1	-5	-1	1.7	-8
Metal forming machine tools	11-38	.218	419.3	420.2	1.4	.2	-9	0	.4
Pumps, compressors, and equipment	11-41	.480	348.3	347.5	-2	.3	-2	-3	.5
Industrial material handling equipment ³	11-44	.753	287.2	287.4	.9	.1	.2	.1	.1
Fans and blowers except portables ³	11-47	.129	341.2	341.6	1.5	.1	.5	1.1	.1
Food products machinery	11-61	.133	318.3	319.0	1.6	.2	-6.9	6.4	.1
Textile machinery	11-62	.274	266.2	266.0	2.9	-1	-9	1.2	-1
Woodworking machinery ³	11-63	.123	293.9	294.2	1.8	.1	-1.3	.9	.1
Printing trades machinery ³	11-65	.641	309.5	310.0	1.2	.2	.6	-2.0	.2
Rubber working machinery (Dec. 1981 = 100) ³	11-66-01	.121	108.3	108.3	.1	0	-5	-6	0
Plastics machinery (Dec. 1981 = 100) ³	11-66-03	.175	108.7	110.2	4.0	1.4	.5	-5	1.4
Chemical industry machinery ³	11-66-04	.099	439.6	439.7	1.7	0	.9	0	0
Service industry machinery (June 1982 = 100) ³	11-68	.206	106.6	107.2	4.5	.6	.2	.6	.6
Integrating and measuring instruments	11-72	.201	228.8	228.9	4.5	0	0	.7	.1
Transformers and power regulators ³	11-74	.501	219.9	226.0	.8	2.8	-2	-1.6	2.8
Oil field and gas field machinery ³	11-91	.179	425.1	425.1	-1.3	0	.2	.1	0
Mining machinery and equipment	11-92	.154	371.8	372.2	.8	.1	0	.5	-1
Office and store machines and equipment ³	11-93	1.294	154.3	154.7	.5	.3	.6	-1.0	.3
Commercial furniture ³	12-2	.916	293.9	296.4	4.0	.9	.1	1.1	.9
Passenger cars	14-11-01	2.367	221.9	222.0	2.9	0	.3	1.4	.7
Light motor trucks	14-11-05	1.302	280.8	281.3	4.4	.2	.8	1.3	1.9
Heavy motor trucks	14-11-06	1.114	326.9	326.4	2.8	-2	2.3	.5	.2
Truck trailers (June 1980 = 100) ³	14-14	.280	111.2	111.2	2.1	0	.1	1.4	0
Fixed wing, utility aircraft (Dec. 1968 = 100)	14-21-11	1.112	351.7	351.7	6.3	0	1.2	1.3	.7
Railroad equipment	14-4	.479	359.2	359.7	2.7	.1	-6	.3	.3
Photographic equipment	15-41	.146	131.1	115.4	-12.0	-12.0	-2	-1.3	-12.5
Intermediate materials, supplies, and components		100.000	317.4	319.5	3.2	.7	.1	0	.5
Intermediate foods and feeds		5.215	254.9	257.3	8.1	.9	1.4	-1.9	1.3
Flour	02-12-03	.236	181.4	184.2	-2	1.5	-1.2	-1.0	2.3
Refined sugar (Dec. 1977 = 100) ³	02-53	.629	173.4	174.2	3.4	.5	0	-2	.5
Confectionery materials (Dec. 1977 = 100) ³	02-54	.239	158.1	146.3	14.7	-6.3	2.1	.5	-6.3
Animal fats and oils	02-71	.065	348.8	366.1	27.5	5.0	2.8	.6	3.5
Crude vegetable oils	02-72	.205	220.3	247.7	66.2	12.4	10.2	-9.8	11.9
Prepared animal feeds	02-9	1.637	231.1	235.3	10.8	1.8	-1.2	-4.8	2.0
Intermediate materials less foods and feeds		94.785	322.1	324.2	3.0	.7	0	.2	.5
Synthetic fibers (Dec. 1975 = 100)	03-1	.780	161.5	161.2	4.7	-2	.1	1.8	.1
Processed yarns and threads (Dec. 1975 = 100)	03-2	.919	144.0	143.8	5.9	-1	.5	.7	-7
Gray fabrics (Dec. 1975 = 100)	03-3	1.090	152.8	152.9	5.4	.1	.6	.3	.1
Finished fabrics (Dec. 1975 = 100)	03-4	1.504	126.3	127.1	3.8	.6	.9	.7	.6
Leather	04-2	.234	361.3	372.6	17.8	3.1	-6	5.3	3.7
Coke oven products ³	05-2	.181	418.3	429.5	-4.0	2.7	-7.8	0	2.7
Liquefied petroleum gas ³	05-32	.710	671.5	651.9	-7.5	-2.9	-2.5	-9	-2.9
Electric power	05-4	5.419	424.4	427.1	3.8	.6	.9	.3	-1
Gasoline	05-71	2.643	563.9	568.7	-2.3	.9	-1.6	-1.3	-1.5
Kerosene (Feb. 1973 = 100)	05-72-02-01	.179	732.1	774.0	10.6	5.7	-3.7	6.6	3.7
Commercial jet fuel (Feb. 1973 = 100) ³	05-72-03-01	1.169	735.6	742.6	-7.4	1.0	-6	.4	1.0
Diesel fuel (Feb. 1973 = 100) ³	05-73-03-01	1.299	709.5	734.1	4.7	3.5	-1.7	2.9	3.5
Residual fuel	05-74	2.318	1093.1	1116.1	13.0	2.1	-2.9	-4.7	2.6
Lubricating oil materials ³	05-75	.539	797.9	797.9	-1	0	.8	.4	0
Industrial chemicals	06-1	4.084	338.0	348.0	2.1	2.4	.5	-3.3	2.5
Prepared paint ³	06-21	.688	266.9	267.6	1.1	.3	.3	.5	.3
Paint materials	06-22	.451	313.9	317.3	6.3	1.1	.4	-8	.9
Medicinal and botanical chemicals ³	06-31	.236	219.3	223.1	-3.6	1.7	-2.8	0	1.7
Fats and oils, inedible	06-4	.176	348.9	362.4	38.2	3.9	4.3	5.5	.2
Mixed fertilizers	06-51	.286	269.0	270.6	4.3	.6	1.0	1.9	.3
Nitrogenates ³	06-52-01	.249	208.3	216.7	8.8	4.0	.4	3.1	4.0

See footnotes at end of table.

Table 2. Producer price indexes and percent changes for selected commodity groupings by stage of processing—Continued

(1967=100 unless otherwise indicated)

Grouping	Commodity code	Relative importance Dec. 1983 ¹	Unadjusted index		Unadjusted percent change to Mar. 1984 from:		Seasonally adjusted percent change from:		
			Feb. 1984 ²	Mar. 1984 ²	Mar. 1983	Feb. 1984	Dec. to Jan.	Jan. to Feb.	Feb. to Mar.
Crude materials for further processing		100.000	332.8	339.4	5.5	2.0	0.7	-1.5	2.0
Crude foodstuffs and feedstuffs		52.759	260.7	270.7	8.7	3.8	2.2	-3.1	4.2
Fresh and dried fruits and vegetables	01-1	1.622	311.5	307.0	30.7	-1.4	3.5	4.0	3.2
Wheat	01-21	2.458	219.6	228.3	-5.9	4.0	.2	-4.5	5.3
Corn	01-22-02-05	5.255	246.7	268.1	19.7	8.7	-5.7	-5.6	8.4
Cattle	01-31	16.393	255.5	267.6	7.9	4.7	3.5	-.8	2.3
Hogs	01-32	4.533	211.3	209.8	-9.7	-7	6.6	-10.6	8.3
Live poultry	01-4	2.760	251.3	258.4	45.3	2.8	2.1	-5.3	5.6
Fluid milk	01-6	8.889	275.7	274.2	-3.1	-5	0	-1.1	.3
Hay	01-81	1.248	350.6	326.4	28.6	-6.9	10.4	-6.5	-9.0
Oilseeds	01-83	3.547	251.0	274.9	30.8	9.5	-.6	-6.7	10.4
Green coffee ³	01-91-01	1.432	301.3	301.3	.5	0	0	0	0
Cocoa beans	01-91-02	.313	475.3	468.3	36.6	-1.5	0	0	.2
Cane sugar, raw ³	02-52-01-01	1.989	315.7	314.8	.8	-.3	-.7	2.0	-.3
Crude nonfood materials		47.241	488.2	487.9	2.1	-.1	-1.0	.3	-.5
Raw cotton ³	01-51-01-01	1.391	240.2	259.6	15.1	8.1	-6.8	1.4	8.1
Leaf tobacco	01-92-01-01	1.853	263.4	-	(⁴)	(⁴)	4.5	-.8	(⁴)
Cattle hides	04-11	.658	495.7	513.2	54.9	3.5	4.8	6.7	6.9
Coal ³	05-1	4.607	543.4	546.0	1.4	.5	-.3	.4	.5
Natural gas ³	05-31	11.549	1413.6	1381.1	-7.0	-2.3	.9	-.1	-2.3
Crude petroleum ³	05-61	15.139	676.0	676.0	-3	0	.2	0	0
Potash	06-52-03	.293	270.2	281.1	5.8	4.0	(⁴)	4.9	.1
Crude natural rubber	07-11-01	.314	287.5	286.5	1.4	-.3	-4.3	1.8	-.8
Logs, timber, etc.(Dec. 1981=100) ³	08-5	1.947	97.3	93.2	-.7	-4.2	-1.5	5.1	-4.2
Wastepaper ³	09-12	.415	229.3	242.9	(⁴)	5.9	0	8.4	5.9
Iron ore ³	10-11	.736	282.1	282.1	0	0	0	0	0
Iron and steel scrap	10-12	2.474	313.5	311.8	25.0	-.5	-2.1	.4	-2.6
Copper base scrap	10-23-01	.937	135.3	149.6	-1.3	10.6	-4.8	.4	11.8
Aluminium base scrap	10-23-02	1.000	612.5	612.5	75.3	0	-1.6	-.1	-2.6
Sand, gravel, and crushed stone	13-21	2.873	291.7	293.1	4.3	.5	-1.4	.7	.3

¹ Comprehensive relative importance figures are computed once each year in December. Data shown are expressed as a percent of total finished goods, total intermediate materials, or total crude materials. Data shown will not add up to 100.000 because not all commodity components of each stage-of-processing (SOP) index are shown; relative importance figures shown account for about 86 percent of total finished goods, about 86 percent of total intermediate materials, and about 97 percent of total crude materials. For each commodity component of the Finished Goods Index which is allocated to both capital equipment and finished consumer goods excluding foods, the relative importance figure shown reflects only the share allocated to the SOP

grouping under which it is listed. For example, the relative importance figure shown for household furniture under the SOP grouping for finished consumer goods excluding foods includes the share allocated to that SOP grouping but not the share allocated to capital equipment.

² All data are subject to revision 4 months after original publication.

³ Not seasonally adjusted.

⁴ Not available.

Table 2. Producer price indexes and percent changes for selected commodity groupings by stage of processing—Continued

(1967=100 unless otherwise indicated)

Grouping	Commodity code	Relative importance Dec. 1983 ¹	Unadjusted index		Unadjusted percent change to Mar. 1984 from:		Seasonally adjusted percent change from:		
			Feb. 1984 ²	Mar. 1984 ²	Mar. 1983	Feb. 1984	Dec. to Jan.	Jan. to Feb.	Feb. to Mar.
Intermediate materials less foods and feeds—Continued									
Phosphates ³	06-52-02	0.202	276.3	278.3	0.6	0.7	0.4	1.3	0.7
Other agricultural chemicals	06-53	.534	458.1	455.2	-1.7	-6	-2.6	3.6	-9
Plastic resins and materials	06-6	1.358	305.0	306.6	8.7	.5	2.5	.5	.4
Synthetic rubber	07-11-02	.265	286.7	286.0	0	-2	-4	-8	-6
Tires, tubes, tread, etc.	07-12	.708	243.0	242.3	-1.7	-3	1.5	-8	.2
Rubber hose	07-13-04	.207	304.6	302.8	2.9	-6	2.1	-8	-1.1
Plastic construction products (Dec. 1969=100)	07-21	.282	164.0	171.2	13.6	4.4	-4.2	.6	3.7
Unsupported plastic film, sheet, and other shapes (Dec. 1970=100) ³	07-22	.490	224.0	226.1	5.9	.9	0	1.1	.9
Plastic packaging (June 1978=100) ³	07-25	.366	141.6	142.6	2.6	.7	.8	-2	.7
Plastic parts and components for manufacturing (June 1978=100) ³	07-26	.518	139.9	140.0	1.4	.1	.1	.4	.1
Softwood lumber	08-11	1.416	377.4	382.2	3.5	1.3	-3	3.0	1.5
Hardwood lumber	08-12	.404	310.9	311.4	14.7	.2	.5	1.0	.3
Millwork	08-2	1.159	308.5	309.7	1.9	.4	-1.3	-8	.4
Plywood	08-3	.637	249.5	248.7	4.1	-3	1.3	-1	.1
Other wood products	08-4	.259	230.7	232.0	.2	.6	-3	-2	.7
Woodpulp ³	09-11	.376	371.5	376.0	9.6	1.2	3.7	1.9	1.2
Paper	09-13	1.702	296.6	299.2	7.5	.9	1.2	.8	1.0
Paperboard	09-14	.672	269.3	273.6	11.1	1.6	1.0	1.9	1.0
Paper boxes and containers	09-15-03	1.747	255.0	258.7	4.5	1.5	-1	.6	1.1
Pressure-sensitive products (Dec. 1982=100) ³	09-16	.126	102.9	104.4	3.8	1.5	.3	1.0	1.5
Building paper and board	09-2	.262	253.9	258.9	6.0	2.0	.9	.1	1.1
Manifold business forms (Dec. 1983=100) ³	09-35	.360	103.2	103.3	(*)	.1	2.7	.5	.1
Commercial printing (June 1982=100) ³	09-37	2.465	105.3	105.4	4.2	.1	1.0	.9	.1
Foundry and forge shop products	10-15	1.868	357.1	356.9	1.6	-1	-3	.9	-3
Blast furnace and electric furnace products	10-16	.256	309.3	307.0	-3.0	-7	.6	.8	.2
Steel mill products	10-17	6.500	363.5	363.6	3.9	0	-1	.7	-4
Primary nonferrous metals ³	10-22	1.637	295.8	305.7	1.5	3.3	-2.3	2.0	3.3
Secondary nonferrous metals	10-24	.405	254.8	259.5	6.4	1.8	.5	-1.3	2.5
Nonferrous mill shapes	10-25	1.579	318.1	325.6	6.4	2.4	-1	.9	2.3
Nonferrous wire and cable ³	10-26	.711	201.8	201.8	-1.7	0	.1	0	0
Nonferrous foundry shop products (June 1977=100) ³	10-28	.577	145.3	146.4	12.0	.8	2.1	.7	.1
Metal containers	10-3	1.103	344.9	345.6	4.3	.2	.7	0	-2
Hardware	10-4	.896	292.9	293.2	1.7	.1	.1	-1	.2
Plumbing fixtures and brass fittings	10-5	.353	296.9	299.9	5.0	1.0	0	.5	.5
Heating equipment	10-6	.369	248.4	248.8	3.2	.2	0	.8	-1
Fabricated structural metal products ³	10-7	3.257	306.9	306.5	1.6	.5	.5	.1	.5
Miscellaneous metal products ³	10-8	3.576	290.7	291.7	4.0	.3	.2	.3	.3
Farm tractor parts and attachments (Dec. 1982=100) ³	11-11-52	.102	100.3	100.3	.3	0	0	0	0
Parts for farm machinery ex. tractors (Dec. 1973=100)	11-12-51	.136	255.3	255.5	2.2	.1	1.0	-6	.4
Cutting tools and accessories ³	11-35	.334	276.9	277.8	1.6	.3	.3	.1	.3
Abrasive products	11-36	.249	306.5	304.2	-8	-8	0	-9	-5
Parts for metal cutting machine tools (Dec. 1972=100) ³	11-37-51	.099	432.6	427.4	9.5	-1.2	-3	4.4	-1.2
Parts for metal forming machine tools (Dec. 1972=100)	11-38-51	.058	346.0	348.1	1.8	.6	-6.5	.8	1.8
Fluid power equipment (Dec. 1970=100)	11-43	.241	254.9	256.9	1.9	.8	.2	-6	1.3
Mechanical power transmission equipment ³	11-45	.406	321.7	322.2	2.4	.2	.4	0	.2
Air conditioning and refrigeration equipment (Dec. 1977=100) ³	11-48	1.072	143.6	143.5	1.3	-1	.6	0	-1
Metal valves, ex. fluid power (Dec. 1982=100) ³	11-49-02	.429	100.4	101.1	1.1	.7	.1	.2	.7
Ball and roller bearings	11-49-05	.366	335.5	336.5	1.6	.3	1.4	.3	-5
Wiring devices	11-71	.690	346.3	348.4	4.7	.6	.6	.8	.2
Motors, generators, motor generator sets	11-73	.777	337.7	337.9	4.6	.1	.1	-2	.4
Switchgear, switchboard, etc., equipment ³	11-75	.703	272.4	270.4	-8	-7	-2	1.3	-7
Electronic components and accessories	11-78	1.602	190.1	190.7	5.8	.3	-3	.5	.5
Environmental controls (June 1980=100) ³	11-81	.165	121.5	121.8	-1.9	.2	.6	.2	.2
Parts for mining machinery and equipment (Dec. 1972=100)	11-92-53-01	.083	364.4	363.0	.9	-4	1.5	.9	-6
Internal combustion engines	11-94	.742	344.3	343.0	.8	-4	0	.4	-6
Flat glass ³	13-11	.375	230.0	229.7	0	-1	-2	.2	-1
Portland cement	13-22-01-31	.555	347.0	356.5	8.0	2.7	-6.2	5.5	3.2
Concrete products	13-3	1.744	306.4	306.3	2.0	0	-1.6	.9	.1
Structural clay products, ex. refractories ³	13-4	.240	283.0	283.6	4.8	.2	.1	-2	.2
Refractories ³	13-5	.218	357.0	362.1	7.2	1.4	.2	.6	1.4
Asphalt roofing	13-6	.309	390.4	383.7	2.4	-1.7	.7	3.3	-1.1
Gypsum products ³	13-7	.190	339.4	339.5	27.7	0	2.2	3.3	0
Glass containers	13-8	.656	350.9	351.7	-7	.2	0	.4	1.0
Other nonmetallic minerals	13-9	1.250	486.8	490.3	2.9	.7	-3	-1.1	.1
Motor vehicle parts	14-12	3.901	352.8	352.5	.2	-1	-1	-5	.4
Notions	15-3	.198	282.2	282.2	.6	0	-1	0	-1
Photographic supplies	15-42	.316	284.0	286.5	1.9	.9	(*)	(*)	.6
Medical instruments and equipment (June 1982=100) ³	15-62	.103	105.5	107.2	3.5	1.6	1.1	-6	1.6
Jewelers' materials and findings (Dec. 1978=100) ³	15-94-05	.141	164.1	167.3	20.0	2.0	-4.2	2.8	2.0

See footnotes at end of table.

Table 3. Producer price indexes for selected stage-of-processing groupings, seasonally adjusted

(1967 = 100)

Year and month	Index									
	Finished goods	Finished consumer foods	Finished consumer goods excluding foods	Capital equipment	Intermediate materials	Intermediate foods and feeds	Intermediate materials excluding foods	Crude materials	Crude foodstuffs and feedstuffs	Crude nonfood materials
1980:										
January	234.0	232.1	234.9	228.0	266.9	228.0	269.7	289.8	247.6	379.2
February	237.2	231.5	240.4	229.9	271.8	239.3	274.2	296.2	252.6	388.4
March	239.8	233.3	243.5	232.2	273.8	235.3	276.5	290.4	245.8	384.9
April	241.9	230.0	247.6	235.8	274.5	229.6	277.7	282.1	232.9	386.6
May	242.8	231.1	248.4	236.6	276.1	239.4	278.8	285.4	238.1	385.9
June	244.9	232.5	251.1	238.2	278.6	241.5	281.3	287.0	239.8	387.1
July	248.9	240.2	253.7	240.9	281.0	250.2	283.3	302.0	258.0	395.1
August	251.9	246.6	255.3	243.2	283.9	264.7	285.3	317.0	275.7	404.4
September	252.8	246.9	256.4	244.5	285.4	265.8	286.8	320.6	276.8	413.2
October	255.0	249.0	257.9	248.2	288.2	280.9	288.7	326.9	282.6	420.7
November	256.5	250.4	259.6	249.5	290.5	286.0	290.8	331.0	284.2	430.1
December	257.8	250.5	261.4	250.9	293.4	289.6	295.1	326.7	277.4	437.6
1981:										
January	260.4	251.4	264.7	253.4	296.6	270.7	298.5	330.1	275.3	446.6
February	262.7	250.8	268.1	255.9	298.1	261.7	300.8	333.7	286.7	476.7
March	265.8	252.4	272.1	258.1	301.3	256.5	304.6	330.9	282.3	477.6
April	268.5	252.2	276.1	260.4	304.6	255.7	308.2	332.6	281.5	484.8
May	269.2	252.2	276.7	262.3	305.9	253.0	309.8	330.5	255.7	490.6
June	270.6	253.3	278.0	264.1	307.1	253.3	311.1	333.8	280.2	491.4
July	271.2	256.0	277.4	265.6	307.8	249.5	312.1	334.7	280.8	492.9
August	271.7	256.1	277.8	266.9	309.5	249.8	313.9	332.0	258.9	488.6
September	272.7	255.2	279.5	268.2	308.6	242.3	314.6	328.0	252.6	489.7
October	273.8	255.0	280.7	270.3	309.8	239.3	315.1	323.6	248.7	484.2
November	274.8	254.1	282.4	272.0	310.2	235.7	315.8	319.5	244.5	480.3
December	275.8	254.2	283.5	273.6	310.7	235.3	316.3	316.2	239.0	482.0
1982:										
January	277.6	256.9	284.9	275.2	311.6	239.0	317.0	320.4	247.3	477.9
February	277.5	258.0	284.5	274.5	311.1	240.0	316.4	319.5	248.6	472.5
March	277.1	257.1	283.7	276.0	310.1	239.2	315.4	317.9	249.2	466.1
April	277.5	260.5	282.6	276.8	309.0	242.1	314.0	320.0	253.1	484.4
May	277.5	261.5	281.8	277.9	309.1	244.5	313.9	324.2	257.2	468.9
June	280.0	262.6	285.1	279.5	309.8	245.1	314.6	323.7	255.3	471.3
July	281.2	259.0	288.5	280.5	310.5	241.9	315.5	320.6	249.3	474.8
August	282.4	259.1	290.2	281.8	310.2	239.1	315.5	317.8	245.4	474.0
September	282.5	258.4	290.7	281.9	310.4	236.4	315.8	315.8	241.0	476.7
October	283.4	258.4	292.3	281.9	310.3	234.3	316.0	315.4	239.3	478.9
November	285.0	259.3	294.5	282.8	311.1	235.4	316.7	319.1	243.3	482.2
December	285.7	259.6	295.0	284.3	311.3	235.6	316.9	317.7	243.1	478.3
1983:										
January	283.6	259.0	290.9	284.1	309.8	236.7	315.3	316.2	244.6	470.3
February	283.8	261.1	289.9	285.0	309.9	240.0	315.1	318.5	249.8	466.7
March	283.4	261.1	288.9	285.8	309.1	240.0	314.2	320.2	250.8	469.7
April	283.3	263.1	287.7	285.9	307.9	244.8	312.6	323.2	255.3	469.8
May	284.1	262.0	289.5	286.5	309.1	243.3	314.0	321.6	250.9	474.0
June	285.2	260.5	292.1	287.0	311.3	242.5	316.4	321.1	247.1	480.5
July	285.2	259.3	292.5	287.5	312.2	242.1	317.4	317.9	242.0	481.3
August	286.3	260.2	293.5	288.8	313.4	249.4	318.2	325.0	251.9	482.6
September	286.6	262.1	293.4	288.5	315.3	261.4	319.5	326.8	256.2	485.2
October	287.1	264.8	292.8	288.6	316.2	258.4	320.6	329.2	258.2	482.3
November	286.9	263.9	292.9	289.0	316.6	258.9	321.0	330.4	259.6	483.1
December	287.3	265.6	292.4	290.0	317.1	257.6	321.6	333.8	263.8	484.9
1984:										
January	289.1	272.7	292.0	290.4	317.3	261.1	321.5	336.2	269.6	480.2
February	290.2	274.5	292.6	291.9	317.4	258.2	322.0	331.1	261.3	481.6
March	291.6	276.7	293.8	292.9	319.1	258.5	323.6	337.7	272.2	479.4

NOTE: Data for November 1983 have been revised to reflect the availability of late reports and corrections by respondents. All data are subject to revision 4 months after original publication.

Table 4. Producer price indexes for the net output of selected industries and their products

Industry and product ¹	Industry code	Product code	Index base	Index			Percent change to Mar. 1984 from —			
				Nov. 1983 ²	Feb. 1984 ²	Mar. 1984 ²	Feb. 1984	Dec. 1983	Sep. 1983	Mar. 1983
Silver ores	1044		12/83	(³)	97.1	110.4	13.8	10.4	(³)	(³)
Primary products		1044-P	12/83	(³)	97.1	110.4	13.8	10.4	(³)	(³)
Silver concentrates		1044-5	12/83	(³)	97.1	110.4	13.8	10.4	(³)	(³)
Silver concentrates		1044-501	12/83	(³)	97.1	110.4	13.8	10.4	(³)	(³)
Anthracite	1111		12/79	147.2	147.3	146.9	-.3	-.2	0.2	-3.8
Primary products		1111-P	12/79	145.9	146.0	145.7	-.2	-.2	.2	-3.8
Prepared anthracite shipped		1111-2	12/79	147.7	147.8	147.4	-.3	-.2	.2	-3.9
Stove		1111-206	12/79	146.9	146.7	146.7	0	-.1	.9	-1.2
Chestnut		1111-207	12/79	146.7	146.7	146.7	0	0	1.3	-1.1
Pea		1111-208	12/79	155.7	156.2	156.2	0	.4	-1.8	-1.8
Buckwheat no. 2		1111-211	12/79	155.2	155.8	155.8	0	-.3	1.4	-3.1
Buckwheat no. 4		1111-213	12/79	133.5	133.5	128.5	-3.8	-3.8	-3.8	-10.7
Buckwheat no. 5		1111-214	12/79	99.2	99.2	99.2	0	(³)	-.7	-10.0
Bituminous Coal and Lignite	1211		12/81	105.2	105.2	105.9	.6	.5	1.3	1.1
Primary products		1211-P	12/81	103.9	104.3	105.4	1.1	1.5	1.9	1.9
Prepared		1211-A	12/81	104.5	104.5	105.0	.5	.3	1.1	.8
Steam electric utilities		1211-2	12/81	107.6	108.2	108.8	.6	1.2	2.1	3.3
North Appalachia		1211-211	12/81	105.8	107.8	109.9	1.9	3.7	6.5	5.4
Contract		1211-211 C07	12/81	105.9	109.2	107.3	-1.8	(³)	4.6	5.0
South Appalachia		1211-212	12/81	100.1	99.9	99.6	-.3	-.7	.7	1.8
Contract		1211-212 C07	12/81	100.8	100.5	100.2	-.3	-.8	.6	2.6
Midwest		1211-213	12/81	109.0	109.6	109.8	.2	.7	.8	.4
Contract		1211-213 C07	12/81	110.3	111.0	111.2	.2	.8	.9	.4
West		1211-214	12/81	115.1	114.8	115.3	.4	.6	.1	6.4
Contract		1211-214 C07	12/81	115.1	114.8	115.3	.4	.6	.1	6.4
Metallurgical/coke producer		1211-3	12/81	95.4	92.9	93.8	1.0	-2.6	-2.5	-7.3
High volatile		1211-31	12/81	95.2	93.7	93.7	-.1	-1.9	-2.9	-6.9
North Appalachia		1211-311	12/81	91.3	89.3	89.3	0	-4.8	-4.8	-8.1
Contract		1211-311 C07	12/81	90.3	88.0	88.0	0	(³)	-5.6	-9.5
South Appalachia		1211-312	12/81	97.4	96.6	96.5	-.1	-.1	-1.4	-6.1
Contract		1211-312 C07	12/81	97.4	96.6	96.5	-.1	-.1	-1.4	-6.1
Low volatile		1211-33	12/81	88.8	81.5	86.0	5.5	-6.8	-3.2	-13.4
North Appalachia		1211-331	12/81	99.8	81.4	93.1	14.4	-6.9	-6.9	-3.9
Contract		1211-331 C07	12/81	99.8	81.4	93.1	14.4	-6.9	-6.9	-3.9
All other industrial		1211-4	12/81	98.2	98.7	96.8	-1.9	-.5	-1.2	-1.8
North Appalachia		1211-411	12/81	94.9	95.2	94.7	-.5	-.7	-.5	2.3
Contract		1211-411 C07	12/81	94.5	94.9	94.3	-.5	-.8	-.5	2.8
South Appalachia		1211-412	12/81	91.3	92.2	88.2	-4.4	-.7	-2.4	-9.4
Contract		1211-412 C07	12/81	92.5	93.6	88.9	-5.1	-.8	-2.7	-8.0
Midwest		1211-413	12/81	112.9	112.8	112.8	0	-.1	-.4	5.4
Contract		1211-413 C07	12/81	112.9	112.8	112.8	0	-.1	-.4	5.4
Export		1211-6	04/82	87.9	85.1	85.1	0	-5.7	-4.5	-13.6
South Appalachia		1211-612	04/82	86.8	83.4	83.4	0	-7.0	-5.5	-16.3
Contract		1211-612 C07	04/82	84.4	80.4	80.4	0	-8.4	-6.6	-19.2
Unprepared (raw)		1211-1	12/81	102.1	103.5	106.8	3.2	5.8	4.7	5.7
For preparation at other establishments		1211-101	12/81	95.3	97.7	101.8	4.2	8.7	6.1	7.0
For use without preparation		1211-102	12/81	112.8	112.6	114.8	1.9	2.1	2.8	3.8
Crushed and broken limestone	1422		12/83	(³)	101.2	101.4	.2	1.4	(³)	(³)
Primary products		1422-P	12/83	(³)	101.3	101.5	.2	1.5	(³)	(³)
Limestone and related rocks		1422-111								
East North Central region		1422-11101	12/83	(³)	102.7	101.4	-1.2	1.4	(³)	(³)
West North Central region		1422-11102	12/83	(³)	99.7	101.3	1.6	1.3	(³)	(³)
Other regions		1422-11103	12/83	(³)	101.5	101.7	.3	1.7	(³)	(³)
Secondary products		1422-S	12/83	(³)	100.0	100.0	0	0	(³)	(³)
Crushed and broken granite, n.e.c.	1423		12/83	(³)	101.2	102.4	1.2	2.4	(³)	(³)
Primary products		1423-P	12/83	(³)	101.2	102.4	1.2	2.4	(³)	(³)
Granite and related rocks		1423-111								
South Atlantic region		1423-11101	12/83	(³)	101.2	102.7	1.5	2.7	(³)	(³)
Other regions		1423-11102	12/83	(³)	101.3	101.6	.3	1.6	(³)	(³)
Secondary products		1423-S	12/83	(³)	103.3	104.0	.7	4.0	(³)	(³)
Crushed and broken stone, n.e.c.	1429		12/83	(³)	100.8	101.7	.9	1.7	(³)	(³)
Primary products		1429-P	12/83	(³)	100.8	101.7	.9	1.7	(³)	(³)
Traprock		1429-11111	12/83	(³)	101.6	103.5	1.8	3.5	(³)	(³)
Sandstone		1429-11112	12/83	(³)	100.0	100.0	0	0	(³)	(³)
Other, (slate, volcanic rock, etc.)		1429-11114	12/83	(³)	100.0	100.0	0	0	(³)	(³)
Secondary products		1429-S	12/83	(³)	100.6	101.2	.6	1.2	(³)	(³)
Construction sand and gravel	1442		06/82	102.1	102.6	103.1	.5	1.1	1.3	2.3
Primary products		1442-P	06/82	101.8	102.4	102.9	.5	1.2	1.3	2.4
Construction sand		1442-3	06/82	102.3	103.3	103.6	.3	1.3	1.5	2.8
Northeast region		1442-3A	06/82	102.2	106.1	105.9	-.2	3.6	3.6	3.7
New England		1442-31	06/82	(³)	100.0	100.0	0	(³)	(³)	(³)
Concrete aggregate and concrete products		1442-311	06/82	(³)	(³)	(³)	(³)	(³)	(³)	(³)
Mid-Atlantic		1442-32	06/82	102.9	108.0	107.7	-.3	4.7	4.7	4.8
Concrete aggregate and concrete products		1442-321	06/82	102.7	103.0	103.0	0	.3	.3	.5
Fill, road base and other		1442-325	06/82	103.2	113.5	(³)	(³)	(³)	(³)	(³)
North Central region		1442-3B	06/82	103.9	103.7	104.2	.5	.6	.5	3.7

See footnotes at end of table.

Table 4. Producer price indexes for the net output of selected industries and their products—Continued

Industry and product ¹	Industry code	Product code	Index base	Index			Percent change to Mar. 1984 from —			
				Nov. 1983 ²	Feb. 1984 ²	Mar. 1984 ²	Feb. 1984	Dec. 1983	Sep. 1983	Mar. 1983
Construction sand and gravel—Continued										
East North Central		1442-33	06/82	103.4	103.6	103.5	-0.1	0.3	0.3	3.0
Concrete aggregate and concrete products		1442-331	06/82	100.4	100.4	100.4	0	0	0	(³)
Asphaltic and other aggregate and bituminous paving mixture		1442-333	06/82	111.2	111.2	111.2	0	0	0	9.6
Fill, road base and other		1442-335	06/82	103.5	104.1	103.7	-3	1.0	1.0	(³)
West North Central		1442-34								
Concrete aggregate and concrete products		1442-341	06/82	105.0	103.1	106.4	3.2	1.8	1.4	5.3
Fill, road base and other		1442-345	07/82	(³)	(³)	(³)	(³)	(³)	(³)	(³)
South region		1442-3C	06/82	100.3	101.0	101.1	.1	.8	.6	1.0
South Atlantic		1442-35	06/82	102.1	102.7	103.1	.4	1.1	1.0	1.3
Concrete aggregate and concrete products		1442-351	06/82	102.6	103.5	104.0	.5	1.4	1.2	1.7
East South Central		1442-36								
Concrete aggregate and concrete products		1442-361	06/82	101.9	101.9	101.9	0	0	.5	.5
West South Central		1442-37	06/82	97.1	98.1	97.8	-3	.9	.1	.6
Concrete aggregate and concrete products		1442-371	06/82	96.3	97.6	97.1	-4	1.2	.1	.8
West region		1442-3D	06/82	103.2	103.2	104.1	.9	.9	2.2	3.3
Mountain		1442-38	06/82	91.3	86.8	86.8	0	-5.2	-4.9	-14.1
Concrete aggregate and concrete products		1442-381	06/82	(³)	(³)	(³)	(³)	(³)	(³)	(³)
Pacific		1442-39	06/82	106.2	107.4	108.5	1.0	2.2	3.8	7.8
Concrete aggregate and concrete products		1442-391	06/82	105.0	106.9	108.0	1.1	(³)	3.6	6.4
Fill, road base and other		1442-395	06/82	106.7	107.5	109.0	1.4	2.2	2.2	9.0
Construction gravel		1442-5	06/82	101.4	101.6	102.3	.7	1.0	1.2	2.1
Northeast region		1442-5A	06/82	104.6	105.5	105.3	-2	.6	.6	4.7
New England		1442-51	06/82	103.9	103.9	103.9	0	0	0	7.1
Concrete aggregate and concrete products		1442-511	06/82	104.2	104.2	(³)	(³)	(³)	(³)	(³)
Fill, road base and other		1442-515	06/82	103.5	103.5	103.5	0	0	0	7.4
Mid-Atlantic		1442-52	06/82	105.1	106.7	106.2	-4	1.1	1.1	3.2
Concrete aggregate and concrete products		1442-521	06/82	100.4	102.3	102.3	0	1.9	1.9	2.1
Fill, road base and other		1442-525	06/82	111.4	113.0	112.0	-8	.5	.5	5.0
North Central region		1442-5B	06/82	101.6	101.1	103.2	2.1	1.5	1.6	2.7
East North Central		1442-53	06/82	99.0	98.3	98.6	.3	-4	-3	.2
Concrete aggregate and concrete products		1442-531	06/82	100.3	98.9	99.6	.7	-7	-7	-8
Asphaltic and other aggregate and bituminous paving mixture		1442-533	06/82	94.9	94.9	94.9	0	(³)	.2	-3
Fill, road base and other		1442-535	06/82	99.3	99.3	99.3	0	0	0	(³)
West North Central		1442-54	06/82	108.7	108.5	115.5	6.4	6.3	6.3	9.2
Concrete aggregate and concrete products		1442-541	06/82	113.0	112.7	126.8	12.5	12.2	12.2	17.4
Asphaltic and other aggregate and bituminous paving mixture		1442-543	06/82	102.0	(³)	(³)	(³)	(³)	(³)	(³)
Fill, road base and other		1442-545	06/82	105.5	105.5	105.5	0	0	0	(³)
South region		1442-5C	06/82	103.9	104.9	105.0	.1	1.4	2.0	2.8
South Atlantic		1442-55	06/82	103.1	104.9	104.9	0	1.7	1.7	2.0
Concrete aggregate and concrete products		1442-551	06/82	103.4	105.7	105.7	0	2.2	2.2	2.2
Asphaltic and other aggregate and bituminous paving mixture		1442-553	06/82	106.0	107.3	107.3	0	1.2	1.2	1.2
Fill, road base and other		1442-555	06/82	100.0	100.0	100.0	0	0	0	2.0
East South Central		1442-56	06/82	100.6	101.1	101.1	0	.6	.6	.6
Concrete aggregate and concrete products		1442-561	06/82	100.9	100.9	100.9	0	(³)	0	(³)
Fill, road base and other		1442-565	06/82	100.0	101.5	101.5	0	1.5	1.5	1.5
West South Central		1442-57	06/82	106.1	106.6	106.9	.3	1.6	2.9	4.3
Concrete aggregate and concrete products		1442-571	06/82	109.0	110.0	110.4	.3	2.5	4.2	5.7
Asphaltic and other aggregate and bituminous paving mixture		1442-573	06/82	98.0	96.4	96.8	.5	(³)	-1.2	2.1
Fill, road base and other		1442-575	06/82	100.0	100.0	100.0	0	0	0	0
West region		1442-5D	06/82	95.3	95.3	95.1	-2	-3	-4	-1.9
Mountain		1442-58	06/82	94.2	90.4	90.4	0	-3.6	(³)	(³)
Concrete aggregate and concrete products		1442-581	06/82	(³)	(³)	(³)	(³)	(³)	(³)	(³)
Pacific		1442-59	06/82	95.9	97.7	97.4	-4	1.3	1.4	2.3
Concrete aggregate and concrete products		1442-591	06/82	101.9	104.7	104.5	-2	2.1	2.0	3.5
Asphaltic and other aggregate and bituminous paving mixture		1442-593	06/82	97.6	97.6	98.4	.9	.9	1.6	2.3
Fill, road base and other		1442-595	06/82	86.6	(³)	86.8	(³)	(³)	.3	.3
Miscellaneous receipts		1442-M	06/82	100.5	100.5	100.5	0	0	0	0
Contract work and other miscellaneous receipts		1442-XY9	06/82	100.5	100.5	100.5	0	0	0	0
Secondary products		1442-S	06/82	110.0	110.2	110.2	0	(³)	.2	1.3
Industrial sand	1446		06/82	99.7	102.0	103.2	1.1	3.0	3.3	3.6
Primary products		1446-P	06/82	99.1	101.5	102.7	1.2	3.2	3.5	3.8
Glass sand		1446-1	06/82	100.3	104.2	106.8	2.4	4.7	4.7	5.8
Molding sand		1446-5	06/82	99.8	102.3	102.4	.1	2.6	2.9	3.5
Other industrial sand, n.e.c.		1446-9	06/82	97.3	98.0	98.7	.8	1.9	2.6	1.8
Abrasive sand, including blast sand		1446-90101	06/82	103.0	105.7	105.7	0	2.7	2.7	4.4
Hydraulic fracture sand		1446-90103	06/82	80.9	81.2	81.2	.1	0	.6	-5.5
Other industrial sand, n.e.c.		1446-90109	06/82	107.5	107.1	109.5	2.2	3.8	5.5	6.8
Phosphate rock	1475		12/82	94.2	93.5	93.6	.2	-6	-7	-3.3
Primary products		1475-P	12/82	94.4	93.6	93.7	.1	-7	-9	-3.4
Processed phosphate rock		1475-2	12/82	94.3	93.4	93.5	0	-8	-8	-3.6
Washed or concentrated phosphate rock		1475-201	12/82	94.9	93.9	93.9	0	(³)	-1.1	(³)
Dried phosphate rock		1475-206	12/82	93.1	92.2	92.2	0	-9	-9	-3.1
66-70% BPL		1475-20602	12/82	93.9	93.9	93.9	0	(³)	0	-3.3
Over 72% BPL		1475-20604	12/82	83.5	78.3	78.5	.3	-5.9	-5.9	-6.1

See footnotes at end of table.

Table 4. Producer price indexes for the net output of selected industries and their products—Continued

Industry and product ¹	Industry code	Product code	Index base	Index			Percent change to Mar. 1984 from —				
				Nov. 1983 ²	Feb. 1984 ²	Mar. 1984 ²	Feb. 1984	Dec. 1983	Sep. 1983	Mar. 1983	
Meat packing plants	2011		12/80	88.6	98.6	98.9	0.3	6.2	7.5	0	
Primary products			12/80	88.1	98.1	98.8	.7	6.2	7.8	-5	
Miscellaneous byproducts of meatpacking plants, except											
sausage casings		2011-C	12/80	94.5	97.9	98.2	.3	6.0	-2.1	20.8	
Killing floor offal, scrap, bones etc.		2011-C55	12/80	86.9	93.2	(³)	(³)	(³)	(³)	(³)	
Beef, not canned or made into sausage		2011-1	12/80	86.6	99.0	100.9	1.9	9.5	13.4	3.9	
Whole carcass beef		2011-112	12/80	86.7	100.6	102.7	2.2	9.4	15.1	4.0	
USDA choice beef carcasses		2011-11202	12/80	87.4	101.9	104.5	2.6	9.2	16.4	7.5	
USDA good beef carcasses		2011-11203	12/80	87.8	99.4	100.1	.6	6.2	13.2	5.3	
USDA utility beef carcasses		2011-11204	12/80	78.0	89.9	98.5	9.5	24.2	9.1	(³)	
Other USDA graded and ungraded beef carcasses		2011-11298	12/80	85.9	99.3	101.2	1.9	10.0	13.7	.3	
Primal and fabricated beef cuts		2011-117	12/80	88.5	100.1	101.1	.9	11.8	11.8	5.6	
Boneless beef, including hamburger		2011-131	12/80	82.4	87.2	89.9	3.0	7.8	3.5	-8	
Variety meats (edible organs)		2011-151	12/80	80.2	86.6	82.8	-4.4	-1.4	7.5	3.8	
Veal, not canned or made into sausage		2011-2	12/80	84.6	90.5	92.5	2.2	4.4	2.4	-4.6	
Whole carcass veal		2011-212	12/80	82.6	89.3	91.7	2.7	5.0	2.5	-4.8	
Pork, fresh and frozen		2011-4	12/80	84.7	91.4	88.7	-2.9	-2.3	-3.6	-14.0	
Primal cuts including trimmings		2011-417	12/80	82.0	89.7	86.6	-3.4	-3.2	-4.5	-15.7	
Boston butts		2011-41701	12/80	75.2	89.4	81.2	-9.1	-1.8	-14.8	-19.2	
Pork loins		2011-41702	12/80	85.3	108.3	96.5	-10.9	-4	-7.3	-18.0	
Other primal cuts		2011-41798	12/80	82.2	87.1	85.8	-1.5	-3.8	-2.8	-14.9	
Variety meats (fresh edible organs)		2011-451	12/80	81.8	89.2	88.1	-1.2	8.4	8.7	-9.4	
Lard		2011-5	12/80	114.6	120.9	127.1	5.2	8.1	1.8	28.2	
Lard, commercial sizes (over 3 lbs.)		2011-517	12/80	113.5	119.8	125.8	5.0	7.6	.1	29.0	
Pork, processed or cured, including frozen (not canned or made											
into sausage)		2011-6	12/80	95.1	98.6	96.6	-2.0	-9	-3.6	-12.4	
Hams and picnics, except canned		2011-631	12/80	95.7	95.2	94.0	-1.3	-6.4	-9	-12.2	
Hams		2011-63101	12/80	98.2	96.8	95.9	-1.0	-7.4	0	-11.8	
Picnics		2011-63102	12/80	87.3	89.6	87.4	-2.4	-2.3	-4.2	(³)	
Slab bacon		2011-635	12/80	90.0	100.1	93.5	-6.6	-1.8	-9.1	-15.6	
Sliced bacon		2011-641	12/80	94.8	103.1	99.5	-3.4	5.2	-7.2	-15.0	
Sausage and similar products (not canned)											
Fresh sausage, pork sausage, breakfast links, etc.		2011-711	12/80	89.3	105.4	100.3	-4.8	8.9	3.8	-11.8	
Fresh pork sausage, roll, artificial casing		2011-71101	12/80	88.5	106.9	101.4	-5.1	10.2	6.8	-11.4	
Dry and semidry sausage (salami, cervelat, summer sausage,											
pepperoni, pork rolls, etc.)		2011-717	12/80	88.8	86.8	89.8	3.5	2.7	-1.5	-6.2	
Frankfurters and weiners		2011-721	12/80	90.2	95.8	95.4	-4	5.8	-4	-8.3	
Frankfurters, skinless, all meat		2011-72101	12/80	88.3	95.0	95.5	.6	8.2	.6	-8.6	
Other sausage, smoked or cooked (bologna, liverwurst, Polish											
sausage, packaged lunchmeat, etc.)		2011-735	12/80	87.7	91.5	90.2	-1.4	2.7	-2.7	-12.4	
Bologna, all meat		2011-73501	12/80	79.9	86.1	83.9	-2.6	5.2	-2.8	-17.9	
Other smoked or cooked sausages		2011-73598	12/80	92.3	94.7	94.0	-7	1.4	-2.7	-9.1	
Hides, skins, and pelts		2011-9	12/80	112.5	124.9	129.2	3.4	12.7	25.2	53.2	
Cattle hides, except kip		2011-912	12/80	112.2	124.8	129.2	3.6	13.1	25.7	54.7	
Packer, branded cow		2011-91202	12/80	102.6	113.1	115.8	2.4	5.4	12.7	49.9	
Packer, native steer, heavy		2011-91203	12/80	111.7	111.6	115.6	3.6	-7	8.7	47.6	
Packer, butt brander		2011-91205	12/80	126.1	119.0	129.0	8.4	5.3	15.7	43.8	
Other cattle hides		2011-91298	12/80	113.7	135.0	137.8	2.1	18.9	35.0	63.5	
Other hides, skins, and pelts, except kip		2011-997	12/80	114.6	119.1	117.7	-1.2	-7	8.5	9.4	
Miscellaneous receipts		2011-M	12/80	93.0	101.6	100.2	-1.3	4.2	-1.2	-2.1	
Contract work and other miscellaneous receipts		2011-XY9	12/80	108.0	107.8	107.8	0	(³)	.9	.9	
Resales		2011-Z89	12/80	92.6	101.4	100.0	-1.4	4.3	-1.3	-2.2	
Secondary products		2011-S	12/80	100.0	110.5	96.1	-13.1	0	-5.1	9.1	
Prepared meats manufactured from animals slaughtered off											
premises		2013-S	12/80	90.3	91.3	90.2	-1.2	1.0	.3	-4.6	
Sausages and other prepared meats		2013		12/82	93.5	96.4	96.0	-4	1.7	-1	-2.4
Primary products			2013-P	12/82	92.6	94.9	94.6	-3	1.0	-1	-3.9
Other processed, frozen, or cooked meats (portion control,											
corned beef, etc.)	2013-F		12/82	100.6	103.9	105.6	1.7	3.7	2.1	2.9	
Other processed, frozen, or cooked meats (portion control,											
corned beef, etc.)	2013-F98		12/82	100.6	103.9	105.6	1.7	3.7	2.1	2.9	
Pork, processed or cured, including frozen (not canned or made											
into sausage)	2013-6		12/82	80.8	83.3	80.0	-3.9	-4.5	-4.4	-14.1	
Hams and picnics, except canned	2013-631		12/82	81.3	81.5	80.4	-1.4	-5.1	-1.7	-10.7	
Hams	2013-63101		12/82	81.0	81.2	80.0	-1.5	-6.0	-3	(³)	
Slab bacon	2013-635		12/82	81.9	96.5	89.1	-7.7	10.0	.6	-8.5	
Sliced bacon	2013-641		12/82	79.8	86.2	80.2	-7.0	-2.9	-7.3	-16.4	
Boiled ham, barbecued pork, and other cooked pork, except											
canned meats and sausage	2013-661		12/82	77.9	72.1	70.6	-2.1	-18.7	-8.1	-21.8	
Sausages and similar products (not canned)	2013-7		12/82	95.1	97.6	98.1	.6	3.4	1.2	-1.4	
Fresh sausage, pork sausage, breakfast links, etc.	2013-711		12/82	88.9	98.5	99.7	1.3	12.3	8.2	-1.8	
Other fresh sausage, breakfast links, etc.	2013-71198		12/82	88.0	98.2	95.9	-2.3	9.6	1.2	-6.1	
Dry and semidry sausage (salami, cervelat, summer sausage,											
pepperoni, pork roll, etc.)	2013-717		12/82	94.1	96.1	96.1	0	2.3	1.7	-1.9	
Frankfurters and weiners	2013-721		12/82	96.2	97.0	97.1	.1	1.3	-1.1	-2.7	
Frankfurters, skinless, all meat	2013-72101		12/82	95.7	96.6	96.7	.1	1.6	-1.2	-3.0	
Other frankfurters and weiners	2013-72198	12/82	98.8	99.1	99.1	-1	.3	-6	-8		
Other sausage, smoked or cooked (bologna, liverwurst, Polish											
sausage, luncheon meats, etc.)	2013-735	12/82	97.5	97.8	98.4	.6	1.0	-6	-3		
Bologna, all meat	2013-73501	12/82	96.7	99.1	100.0	.9	2.9	0	1.4		
Other smoked or cooked sausages	2013-73598	12/82	98.0	97.0	97.5	.5	-1	-9	-1.3		

See footnotes at end of table.

Table 4. Producer price indexes for the net output of selected industries and their products—Continued

Industry and product ¹	Industry code	Product code	Index base	Index			Percent change to Mar. 1984 from —			
				Nov. 1983 ²	Feb. 1984 ²	Mar. 1984 ²	Feb. 1984	Dec. 1983	Sep. 1983	Mar. 1983
Sausages and other prepared meats—Continued										
Canned meats (except dog and cat food) containing 20-percent or more meat		2013-8	12/82	96.1	95.7	95.3	-0.4	-2.0	-0.8	-4.5
Other canned meats		2013-898	12/82	101.3	101.4	100.9	-5	-2.0	-1.7	.7
Miscellaneous receipts		2013-M	12/82	97.2	103.6	102.8	-8	5.7	.2	5.5
Resales		2013-Z89	12/82	97.2	103.6	102.8	-8	5.7	.2	5.5
Secondary products		2013-S	12/82	101.8	102.4	101.9	-5	-1	-7	.3
Poultry dressing, poultry and egg processing										
Primary products	2018	2018-P	12/81	120.5	128.8	129.4	.5	5.6	9.0	27.1
Young chicken		2018-1	12/81	121.0	129.1	130.0	.7	5.7	9.0	27.6
Bulk broilers/wet ice pack		2018-133	12/81	123.0	130.9	132.2	.9	8.2	6.1	27.1
Grade A bulk whole broilers/wet ice pack		2018-13301	12/81	124.5	133.1	134.5	1.1	9.8	8.2	30.7
Other wet ice bulk broilers, including parts		2018-13398	12/81	127.5	135.6	137.5	1.4	10.4	8.3	32.9
Dry ice pack bulk broilers		2018-134	12/81	119.9	129.5	130.1	.5	8.9	7.9	27.3
Tray pack broilers		2018-136	12/81	124.2	134.4	135.1	.6	7.2	7.1	32.9
Other broilers including frozen		2018-139	12/81	115.6	123.0	124.4	1.2	5.9	1.6	21.1
Turkeys		2018-3	12/81	127.4	130.3	130.6	.3	(³)	.7	16.6
Young turkeys		2018-323	12/81	115.0	116.7	120.3	3.0	-2.7	5.6	18.6
Hens, whole, Grade A frozen		2018-32301	12/81	116.7	119.1	122.0	2.5	-2.9	5.6	19.4
Toms, whole, Grade A frozen		2018-32302	12/81	118.1	118.6	121.0	2.1	-10.1	3.1	16.1
Other young turkey		2018-32398	12/81	119.2	115.5	117.6	1.8	-7.3	1.9	22.6
Processed poultry and small game		2018-9	12/81	112.7	123.0	127.3	3.5	10.6	12.0	20.1
Turkey, cooked or smoked		2018-521	12/81	108.3	111.1	113.2	1.9	2.3	5.5	10.8
Chicken, cooked or smoked		2018-523	12/81	108.9	109.2	111.6	2.2	1.2	2.5	8.5
Liquid, dried and frozen eggs		2018-9	12/81	106.0	110.9	112.2	1.3	2.1	8.3	11.1
Dried whole eggs		2018-915	12/81	117.5	145.9	134.6	-7.8	11.4	30.2	62.7
Frozen or liquid whole eggs		2018-955	12/81	112.9	142.2	142.7	.3	22.3	47.4	75.4
Secondary products		2018-S	12/81	121.8	155.8	132.4	-15.0	5.2	(³)	59.5
Natural and processed cheese	2022	2022-P	06/81	110.0	110.2	108.2	-1.8	-2.8	-3.0	1.4
Primary products		2022-1	06/81	102.2	100.1	100.4	.3	-6	-1.0	-1.1
Natural cheese, except cottage cheese		2022-102	06/81	102.6	100.4	100.6	.2	-5	-1.4	-1.4
American-type cheese		2022-10201	06/81	102.1	99.6	99.9	.2	-5	-1.6	-1.5
Cheddar cheese		2022-10211	06/81	102.0	98.9	99.2	.4	-5	-2.3	-2.1
Other American-type cheese		2022-103	06/81	102.7	99.7	100.0	.3	-5	-2.2	-2.0
Italian-type cheese		2022-10301	06/81	100.0	96.4	97.0	.6	-3	-2.4	-2.5
Mozzarella cheese		2022-10311	06/81	101.3	99.0	99.1	.1	-1.2	-1.1	-1.0
Other Italian-type cheese		2022-105	06/81	100.9	98.9	99.0	.1	-1.0	-1.3	-1.2
Swiss cheese		2022-105	06/81	101.8	99.2	99.3	.1	-1.3	-7	-9
Other natural cheese, except cottage		2022-111	06/81	102.3	101.5	101.7	.2	-6	.6	.5
Processed cheese and related products		2022-2	06/81	102.8	99.6	99.3	-3	-2.0	-3.0	-2.7
Processed cheese		2022-211	06/81	103.1	101.3	101.4	.1	-6	-1.1	-1.3
Cheese food		2022-213	06/81	101.7	98.5	98.4	-1	(³)	-2.4	-2.7
Cheese spread		2022-215	06/81	105.9	105.8	106.3	.5	.4	.6	.6
Miscellaneous receipts		2022-M	06/81	106.2	106.2	106.5	.3	.5	.8	.7
Resales		2022-S	06/81	103.7	101.9	101.6	-3	-1.1	-1.7	-1.8
Secondary products		2026-S	06/81	103.8	102.1	101.7	-3	-1.1	-1.7	-1.8
Fluid milk		2023	06/81	97.8	96.1	97.8	1.7	-6	2.5	1.7
Condensed and evaporated milk	2023	2023-P	12/83	104.9	104.5	104.5	0	0	-1.0	2.5
Primary products		2023-1	12/83	(³)	99.8	99.8	0	-2	(³)	(³)
Dry milk products		2023-139	12/83	(³)	99.8	99.9	.1	-1	(³)	(³)
Dry whey, bulk packaging (more than 3 lbs.)		2023-143	12/83	(³)	99.8	99.9	0	-1	(³)	(³)
Nonfat dry milk, bulk packaging (more than 3 lbs.)		2023-146	12/83	(³)	102.6	99.0	-3.5	-1.0	(³)	(³)
Other food-grade dry milk products, bulk packaging (more than 3 lbs.)		2023-S	12/83	(³)	99.8	99.7	-1	-3	(³)	(³)
Secondary products		2021-S	12/83	(³)	97.9	97.9	0	-2.1	(³)	(³)
Creamery butter		2024	12/83	(³)	100.3	100.3	0	.3	(³)	(³)
Ice cream and frozen desserts	2024	2024-P	06/83	(³)	100.1	100.0	0	0	(³)	(³)
Primary products		2024-1	06/83	100.6	101.7	102.2	.6	2.0	2.1	(³)
Ice cream and ices		2024-114	06/83	100.7	101.4	102.1	.6	1.7	1.8	(³)
Bulk ice cream and custard (3 gallons or more)		2024-11498	06/83	100.7	101.4	102.1	.6	1.7	1.8	(³)
Other bulk ice cream and custard (3 gallons or more)		2024-115	06/83	100.1	103.7	103.4	-4	3.2	3.4	(³)
Consumer-size ice cream and custard (16 oz. to less than 3 gallons)		2024-11501	06/83	100.2	105.7	105.1	-5	4.8	5.1	(³)
Vanilla ice cream and custard in consumer size (16 oz. to less than 3 gallons)		2024-11598	06/83	101.3	99.9	101.4	1.5	1.2	1.0	(³)
Other consumer-size ice cream and custard (16 oz. to less than 3 gallons)		2024-116	06/83	101.8	101.8	101.6	-2	-2	1.1	(³)
Novelty forms of frozen desserts (any frozen dairy-type dessert less than 16 ounces)		2024-151	06/83	101.0	98.9	101.3	2.4	2.0	.9	(³)
Water ices (16 oz. size or larger)		2024-184	06/83	100.0	103.3	103.1	-2	2.6	3.1	(³)
Consumer-size ice milk (16 oz. to less than 3 gallons)		2024-196	06/83	100.0	101.3	101.3	0	0	1.3	(³)
Consumer-size sherbet (16 oz. to less than 3 gallons)		2024-S	06/83	100.6	100.6	100.6	0	0	.6	(³)
Secondary products		2024-SSS	06/83	(³)	100.4	100.4	0	.4	(³)	(³)
Other secondary products		2026	06/83	(³)	110.5	111.3	.7	11.3	(³)	(³)
Fluid milk	2026	2026-P	12/82	100.0	110.5	111.3	.7	11.3	(³)	(³)
Primary products		2026-2	12/82	100.3	100.4	100.4	.1	.1	.5	.4
Packaged fluid milk and related products		2026-2	12/82	99.9	99.9	99.9	.1	-3	-2	0

See footnotes at end of table.

Table 4. Producer price indexes for the net output of selected industries and their products—Continued

Industry and product ¹	Industry code	Product code	Index base	Index			Percent change to Mar. 1984 from —			
				Nov. 1983 ²	Feb. 1984 ²	Mar. 1984 ²	Feb. 1984	Dec. 1983	Sep. 1983	Mar. 1983
Fluid milk—Continued										
Fluid whole milk, packaged		2026-212	12/82	99.9	99.7	99.6	-0.1	-0.2	0.1	-0.4
Fluid whole milk, packaged, Northeast region		2026-21200 G0-1-	12/82	100.5	99.6	99.0	-6	-1.5	-1.3	-1.3
Fluid whole milk, packaged, North Central region		2026-21200 G0-2-	12/82	98.0	97.5	97.5	0	-5	-2	-1.8
Fluid whole milk, packaged, Southern region		2026-21200 G0-3-	12/82	100.1	100.0	100.1	.1	0	0	.1
Fluid whole milk, packaged, Western region		2026-21200 G0-4-	12/82	101.5	102.5	102.5	0	1.2	1.8	1.8
Lowfat milk, 0.5 - 2.0% butterfat, packaged		2026-223	12/82	100.1	100.3	100.0	-3	-1	-2	-2
Skim milk, packaged		2026-225	12/82	99.7	100.1	100.2	.1	0	0	-6
Sour cream and related products		2026-245	12/82	98.9	98.9	98.9	.0	(³)	.1	.2
Half and half and related products		2026-252	12/82	101.3	100.6	100.8	.2	-5	-7	.1
Cottage cheese (including farmers' cheese, pot cheese and bakers' cheese)		2026-3	12/82	101.0	100.4	100.8	.5	0	.3	.8
Cottage cheese, manufactured and creamed at the establishment		2026-313	12/82	101.0	100.4	100.9	.5	0	.4	.8
Buttermilk, chocolate drinks and other flavored milk products		2026-4	12/82	101.8	99.9	101.9	2.0	1.2	1.2	1.6
Yogurt		2026-432	12/82	104.2	100.9	108.1	7.2	6.9	5.9	6.7
Buttermilk and related products		2026-434	12/82	100.7	97.1	97.6	.6	-3.1	-2.8	-2.2
Flavored milk drinks (chocolate milk, chocolate drink)		2026-435	12/82	100.9	100.4	100.5	0	0	.4	.5
Miscellaneous receipts		2026-M	12/82	101.6	103.5	103.2	-3	1.4	2.4	3.4
Resales		2026-289	12/82	101.6	103.5	103.2	-3	1.4	2.4	3.4
Secondary products		2026-S	12/82	100.2	100.6	100.8	.2	.6	1.4	1.1
Creamery butter		2021-S	12/82	98.3	95.2	95.2	0	(³)	-1.7	-4.8
Cheese		2022-S	12/82	99.9	97.7	98.0	.3	-3	-1.3	-1.3
Condensed and evaporated milk		2023-S	12/82	100.2	99.1	99.2	.1	(³)	-1.0	-8
Ice cream and frozen desserts		2024-S	12/82	101.7	102.2	102.3	.1	.5	1.4	2.6
Other secondary products		2026-SSS	12/82	97.9	104.1	104.6	.5	6.1	8.5	5.9
Canned specialties	2032		12/82	101.0	101.4	102.3	.9	.7	-1	2.1
Primary products		2032-P	12/82	101.7	102.0	102.4	.4	.6	-1.1	2.4
Canned soups, except frozen or seafood		2032-2	12/82	105.0	105.3	105.5	.2	0	.2	5.1
Canned dry beans		2032-3	12/82	98.0	99.2	99.9	.8	2.1	-6.5	.9
Beans with pork (13.1 oz to 18 oz)		2032-373	12/82	95.0	96.3	96.9	.6	(³)	-18.2	-3.1
Other canned dry beans, including chili con carne (13.1 oz to 18 oz)		2032-386	12/82	100.3	102.9	102.4	-5	2.3	2.6	3.3
Other canned dry beans, including chili con carne (other sizes)		2032-391	12/82	97.9	98.4	102.1	3.7	(³)	-1.4	6.2
Canned specialty foods		2032-4	12/82	101.4	100.8	101.7	.9	.3	2.4	1.1
Chinese foods (bean sprouts, chop suey, etc.)		2032-468	12/82	101.0	96.3	101.8	5.7	.9	3.3	3.2
Spanish foods (Mexican rice, tortillas, enchiladas)		2032-493	12/82	103.1	102.9	102.9	0	0	1.6	2.0
Ravioli		2032-494	12/82	(³)	95.1	(³)	(³)	(³)	(³)	(³)
Other canned specialties, including canned puddings (other than canned meats)		2032-498	12/82	102.6	103.2	102.6	-6	(³)	4.6	.4
Secondary products		2032-S	12/82	98.7	99.7	102.6	2.9	1.4	4.2	1.7
Other secondary products		2032-SSS	12/82	101.9	102.1	102.7	.7	.2	1.2	2.1
Canned fruits and vegetables		2033-SSS	12/82	95.7	97.5	102.5	5.1	2.6	7.1	1.4
Canned fruits and vegetables	2033		06/81	108.4	112.8	113.4	.6	2.9	5.8	7.3
Primary products		2033-P	06/81	108.7	113.1	113.8	.6	3.1	6.0	7.4
Canned fruits, except baby food		2033-1	06/81	110.1	114.3	112.3	-1.8	1.9	5.8	7.6
Apples		2033-112	06/81	100.2	99.6	99.2	-4	1.3	-9	-9
Fruits for salads		2033-134	06/81	106.3	108.7	108.7	0	2.2	4.9	11.0
Fruit pie fillings		2033-162	06/81	116.6	120.5	115.9	-3.8	3.3	1.3	28.0
Applesauce		2033-171	06/81	106.7	109.0	109.2	.2	2.1	1.4	1.1
Olives, ripe and green ripe		2033-173	06/81	112.7	112.4	115.9	3.2	3.2	1.1	-6.1
Peaches, including spiced		2033-174	06/81	114.6	120.4	117.3	-2.5	1.1	13.6	10.1
Pears, including spiced		2033-175	06/81	108.4	111.1	110.9	-2	2.3	12.9	16.0
Canned vegetables, except hominy and mushrooms		2033-2	06/81	107.3	111.3	112.7	1.3	2.7	5.5	11.1
Fresh lima beans		2033-203	06/81	109.3	106.6	108.9	2.1	-2	4.6	3.5
Beans, green and wax (including blue lake)		2033-207	06/81	103.9	106.2	107.1	.8	3.7	3.3	19.0
Carrots		2033-215	06/81	95.7	94.8	94.8	0	-3	-6	-1
Vegetable combinations		2033-235	06/81	111.9	112.1	112.1	0	.3	.5	5.8
White potatoes		2033-275	06/81	106.5	106.8	116.5	9.1	.6	-7	-1.4
Beets		2033-293	06/81	111.7	113.1	123.0	8.7	.9	1.3	6.1
Sweet corn, whole kernel		2033-294	06/81	97.2	96.8	97.3	.5	.3	.5	8.9
Green peas		2033-296	06/81	109.2	115.0	120.6	4.9	9.3	15.6	31.2
Tomatoes		2033-297	06/81	118.8	129.3	129.1	-2	.6	9.4	2.6
Canned hominy and mushrooms		2033-3	06/81	101.9	103.2	100.9	-2.2	-1.5	3.3	9.2
Mushrooms		2033-321	06/81	101.2	102.6	100.1	-2.4	(³)	3.0	8.7
Canned fruit juices, nectars, and concentrates		2033-4	06/81	103.6	113.7	115.4	1.5	11.4	11.7	11.6
Apple juice		2033-411	06/81	112.7	115.2	115.2	0	1.1	.9	1.1
Pineapple juice		2033-428	06/81	112.8	118.7	118.7	0	5.8	5.0	8.5
Grapefruit juice		2033-431	06/81	99.9	107.0	111.9	4.2	11.6	9.5	10.3
Other whole fruit juices and mixtures of whole fruit juices		2033-472	06/81	105.4	110.6	112.8	1.9	7.4	8.7	8.3
Orange juice, single strength		2033-492	06/81	104.7	123.7	126.5	2.3	21.7	22.9	(³)

See footnotes at end of table.

Table 4. Producer price indexes for the net output of selected industries and their products—Continued

Industry and product ¹	Industry code	Product code	Index base	Index			Percent change to Mar. 1984 from —			
				Nov. 1983 ²	Feb. 1984 ²	Mar. 1984 ²	Feb. 1984	Dec. 1983	Sep. 1983	Mar. 1983
Canned fruits and vegetables—Continued										
Canned vegetable juices		2033-5								
Tomato juice		2033-515	06/81	114.9	117.2	115.7	-1.3	1.7	0.6	2.3
Catsup and other tomato sauces, etc.		2033-6	06/81	114.8	114.1	117.0	2.5	-2	2.4	-2
Tomato sauces		2033-614	06/81	114.9	114.7	113.9	-7	-1	-3	(?)
Catsup		2033-621	06/81	118.4	116.8	128.6	10.1	.7	9.2	-1.6
Tomato paste		2033-662	06/81	111.8	109.9	109.9	0	-1.7	-1.1	-1.1
Tomato pulp and puree		2033-691	06/81	110.2	111.7	110.9	-7	1.0	.7	.6
Jams, jellies and preserves		2033-8	06/81	106.2	113.4	111.8	-1.5	-1.2	6.6	8.1
Strawberry jams and preserves		2033-811	06/81	110.5	110.3	110.3	0	0	5.7	6.6
Other jams and preserves		2033-815	06/81	111.3	117.4	111.5	-5.0	-5.0	-3.0	1.7
Grape jelly		2033-821	06/81	100.5	94.5	94.5	0	1.7	2.0	.5
Other jellies		2033-825	06/81	(?)	(?)	(?)	(?)	(?)	(?)	(?)
Miscellaneous receipts		2033-M	06/81	86.5	85.9	89.5	4.1	-3	6.5	8.9
Secondary products		2033-S	06/81	108.6	114.4	114.1	-2	1.8	4.1	4.3
Canned specialties		2032-S	06/81	102.9	102.9	104.5	1.5	1.5	1.8	7.9
Other secondary products		2033-SSS	06/81	103.9	110.5	109.2	-1.2	-2.0	2.9	.2
Frozen fruits and vegetables		2037-S	06/81	118.8	127.0	127.0	0	6.9	6.9	7.6
Dried and dehydrated fruits, vegetables and soups										
Primary products	2034		12/82	103.8	109.7	112.6	2.6	13.0	9.4	10.5
Dried fruits and vegetables		2034-P	12/82	103.9	109.7	112.9	2.9	13.6	9.6	10.9
Dried fruits		2034-X	12/82	104.0	110.7	114.7	3.6	16.7	11.5	13.1
Raisins		2034-1	12/82	98.7	98.5	98.2	-3	-6	0	-8
Prunes		2034-113	12/82	95.5	93.6	93.2	-5	-1.1	-2.0	-5.8
Dates		2034-115	12/82	100.0	100.0	100.8	.8	.8	.8	.8
Apples		2034-118	12/82	108.3	108.9	113.3	4.1	4.6	5.0	6.7
Other fruits		2034-121	12/82	104.5	107.2	107.2	0	(?)	.1	4.4
Dried vegetables		2034-123	12/82	102.4	104.7	103.9	-7	-8	2.5	6.3
Potatoes (including flakes, granules, etc.)		2034-2	12/82	108.8	121.7	129.6	6.5	32.4	20.9	25.1
Onions		2034-213	12/82	(?)	139.9	(?)	(?)	(?)	(?)	(?)
Other vegetables		2034-237	12/82	96.6	(?)	89.8	(?)	-3.2	-7.0	-10.2
Secondary products		2034-241	12/82	97.9	(?)	96.4	(?)	-9	-1.5	-3.6
Secondary products		2034-S	12/82	103.4	110.7	109.2	-1.3	5.9	6.9	6.9
Pickles, sauces and salad dressings										
Primary products	2035		06/81	112.2	112.5	113.1	.5	.9	3.4	7.6
Pickles and other pickled products		2035-P	06/81	114.2	114.8	115.1	.3	.8	4.8	9.8
Dill pickles		2035-2	06/81	109.7	110.7	110.8	.1	.7	2.8	2.5
Sweet pickles		2035-211	06/81	109.8	111.0	110.7	-2	.5	2.0	2.4
Overnight pickles (Fresh, half sour)		2035-215	06/81	112.8	113.7	113.7	-1	.4	1.8	2.3
Other finished pickled products		2035-219	07/81	(?)	(?)	95.2	(?)	5.7	(?)	(?)
Meat sauces		2035-233	06/81	110.7	111.3	111.2	-1	.4	1.5	2.6
Other sauces		2035-3	06/81	115.9	118.4	118.4	0	2.1	2.1	8.1
Mayonnaise, salad dressings and sandwich spreads		2035-351	06/81	(?)	(?)	117.6	(?)	0	(?)	(?)
Salad dressing		2035-4	06/81	116.5	116.6	117.1	.4	.7	6.4	14.5
Mayonnaise		2035-411	06/81	123.5	123.1	123.1	0	0	2.0	16.7
Sandwich spread, refrigerated dressing and other spoon-type dressings		2035-423	06/81	118.3	117.2	117.0	-1	.2	10.6	17.2
French dressing		2035-429	06/81	110.7	111.3	115.3	3.6	3.6	11.5	15.3
Cheese, low calorie and other pourable-type dressings		2035-431	06/81	108.0	111.9	111.9	0	1.0	7.1	11.7
Secondary products		2035-439	06/81	106.6	108.0	108.0	0	(?)	.4	5.2
Other secondary products		2035-S	06/81	107.5	107.6	108.7	1.0	1.1	1.1	2.6
Other secondary products		2035-SSS	06/81	108.0	108.1	109.3	1.2	1.2	1.2	2.6
Frozen fruits and vegetables										
Primary production	2037		06/81	105.7	109.3	108.5	-7	3.1	.1	2.3
Frozen fruits, juices and ades		2037-P	06/81	103.5	107.6	105.8	-1.6	2.5	2.5	2.6
Frozen blueberries		2037-1	06/81	93.6	103.0	105.6	2.5	13.2	12.9	13.7
Frozen orange juice		2037-183	06/81	114.5	115.5	115.5	0	.9	.9	1.1
Frozen orange juice, over one gallon		2037-179	06/81	89.9	105.4	109.3	3.6	21.6	22.2	23.3
Frozen orange juice, 16 oz. to one gallon		2037-17901	06/81	90.2	115.0	122.0	6.1	35.3	37.8	39.5
Frozen orange juice, 10.1 to 13 oz		2037-17902	06/81	92.4	111.7	115.9	3.7	25.4	25.4	25.4
Frozen orange juice, 4.1 to 7 oz		2037-17903	06/81	90.6	103.5	107.0	3.4	18.1	18.1	18.0
Frozen grapefruit juice		2037-17904	06/81	93.0	(?)	112.5	(?)	(?)	21.0	21.0
Frozen grapefruit juice, 4.1 to 7 oz		2037-183	07/81	76.2	87.8	96.3	9.7	25.6	26.4	27.6
Frozen grapefruit juice, all other sizes		2037-18301	07/81	69.1	70.5	78.1	10.8	(?)	13.0	13.7
Frozen lemonade		2037-18302	07/81	77.5	90.8	99.5	9.6	27.5	28.4	29.7
Frozen lemonade, 10.1 to 13 oz		2037-189	06/81	90.9	97.7	97.5	-2	7.3	7.3	7.3
Frozen grape juice		2037-18902	06/81	92.5	(?)	99.2	(?)	7.3	7.3	7.3
Frozen grape juice, 10.1 to 13 oz		2037-191	06/81	108.3	101.2	101.2	0	-1	-6.6	-6.6
Other frozen fruit and berry juice, concentrated		2037-19102	06/81	110.4	102.2	102.2	0	0	-7.4	-7.4
Citrus pulp		2037-195	06/81	98.1	99.8	100.8	1.0	2.8	1.5	.4
Frozen vegetables		2037-197	06/81	82.8	83.2	83.2	0	.5	2.4	12.4
Frozen green beans		2037-2	06/81	111.2	111.2	106.0	-4.7	-4.5	-4.4	-4.5
Frozen broccoli		2037-213	06/81	108.3	111.8	109.9	-1.7	1.4	2.4	2.4
Frozen brussels sprouts		2037-225	06/81	99.8	100.7	100.7	0	.9	0	-2.1
Frozen carrots		2037-231	06/81	105.4	107.8	107.8	0	(?)	-6.7	-5.9
Frozen cauliflower		2037-233	06/81	105.7	101.8	101.8	0	-8.2	-13.0	-13.2
Frozen green peas		2037-235	06/81	102.0	103.1	103.1	0	1.1	-4.1	-4.2
Frozen succotash		2037-241	06/81	133.9	133.9	133.9	0	(?)	0	0
Other frozen combinations		2037-243	06/81	98.5	117.6	118.8	.9	1.0	1.4	3.6
Frozen french fried potatoes		2037-246	06/81	112.8	112.5	107.3	-4.7	-4.8	-5.0	-3.7
Frozen french fried potatoes, two lbs. and under		2037-248	06/81	111.9	111.4	100.1	-10.1	-9.7	-8.4	-9.8
		2037-24801	06/81	102.5	96.1	100.2	4.3	-1.7	-5	-2.4

See footnotes at end of table.

Table 4. Producer price indexes for the net output of selected industries and their products—Continued

Industry and product ¹	Industry code	Product code	Index base	Index			Percent change to Mar. 1984 from —			
				Nov. 1983 ²	Feb. 1984 ²	Mar. 1984 ²	Feb. 1984	Dec. 1983	Sep. 1983	Mar. 1983
Frozen fruits and vegetables—Continued										
Frozen french fried potatoes, over two lbs.		2037-24802	06/81	113.8	114.5	100.1	-12.6	-11.2	-9.9	-11.2
Other frozen potato products		2037-249	06/81	106.0	105.6	107.7	2.0	1.4	.8	2.4
Frozen sweet cut corn, yellow		2037-253	06/81	110.0	101.2	101.2	0	-6.6	-8.0	-5.8
Frozen sweet cob corn, yellow		2037-255	06/81	112.1	111.5	110.4	-1.0	-1.8	-1.2	-2.6
Frozen southern greens		2037-261	06/81	114.0	120.6	120.7	.2	4.6	4.0	4.9
Other frozen vegetables		2037-298	06/81	109.8	111.2	111.7	.5	1.8	1.9	3.7
Miscellaneous receipts		2037-M	06/81	147.9	145.1	152.2	4.9	4.9	-19.5	-3.9
Secondary products		2037-S	06/81	95.5	99.4	101.1	1.7	6.0	5.7	6.4
Canned fruits and vegetables		2033-S	06/81	94.1	102.5	103.8	1.2	10.7	10.0	16.0
All other secondary products		2037-SSS	06/81	98.2	98.2	100.5	2.3	2.3	2.3	-1.5
Frozen specialties										
Primary products	2038	2038-P	12/82	104.4	105.7	105.8	.1	1.0	1.9	3.9
Frozen pies and other baked goods		2038-1	12/82	109.3	110.3	110.3	0	.8	3.2	7.8
Frozen pies		2038-111	12/82	113.3	113.6	113.6	0	.3	1.8	8.9
Sweet yeast goods incl. yeast raised donuts, sweet rolls, etc.		2038-113	12/82	102.1	106.5	106.5	0	0	4.3	4.3
Soft cakes(pounds, layers, sheet, fruit, cheese, etc.)		2038-114	12/82	108.0	109.0	109.0	0	3.0	6.2	9.0
Other frozen baked goods(waffles, cookies, pastries, etc.) excl. bread and rolls		2038-118	12/82	104.9	105.2	105.2	0	.4	3.2	5.5
Frozen dinners, beef, pork, poultry pies and nationality foods		2038-2	12/82	105.0	107.1	107.4	.3	1.7	2.2	4.7
Frozen dinners		2038-225	12/82	109.8	112.9	113.2	.2	1.9	3.0	8.3
Frozen poultry pie		2038-235	12/82	107.8	(³)	(³)	(³)	(³)	(³)	(³)
Frozen pizza		2038-243	12/82	101.9	102.3	102.3	.0	(³)	.3	1.9
Frozen nationality food		2038-245	12/82	101.7	102.7	102.7	0	1.0	1.0	1.2
Other frozen specialties		2038-3	12/82	101.6	103.1	102.5	-6	-1	.6	1.0
Frozen entrees		2038-313	12/82	103.2	106.1	104.8	-1.2	0	1.1	1.8
Other frozen specialties		2038-318	12/82	100.0	100.1	100.1	0	-2	.1	.1
Secondary products		2038-S	12/82	101.0	101.3	103.6	2.2	2.5	3.6	3.4
Other secondary products		2038-SSS	12/82	101.2	101.5	104.7	3.2	3.4	5.0	4.7
Food preparations, n.e.c.		2099-SSS	12/82	105.3	110.5	110.5	0	4.4	(³)	(³)
Flour and other grain mill products										
Primary products	2041	2041-P	06/83	102.8	98.7	100.9	2.3	0	-2.3	(³)
Wheat flour		2041-1	06/83	102.8	98.4	100.7	2.3	-2	-2.6	(³)
White flour (commercial dollar exports)		2041-105	06/83	96.6	95.9	97.1	1.3	.6	-2.8	(³)
Bakers' and institutional white bread-type flour shipped in bulk		2041-111	06/83	91.8	84.2	94.4	12.2	(³)	(³)	(³)
Bakers' and institutional white bread-type flour shipped in containers		2041-113	06/83	95.3	95.2	97.5	2.4	2.1	-1.0	(³)
Bakers' and institutional soft wheat flour shipped in bulk		2041-115	06/83	97.1	97.2	97.7	.6	-1.4	-3.4	(³)
Bakers' and institutional soft wheat flour shipped in containers		2041-117	06/83	99.2	98.7	102.0	3.3	3.9	-5	(³)
Family white flour less than 25lbs (incl all-purpose for domestic donation)		2041-121	06/83	99.3	97.5	99.3	1.8	.9	-3.4	(³)
Family white flour 25lbs or more (incl all-purpose for domestic donation)		2041-123	06/83	97.0	97.0	97.6	.6	1.3	-3.4	(³)
Self-rising flour (less than 25 lbs)		2041-124	06/83	102.2	103.1	102.3	-.8	-9	.3	(³)
Flour shipped for further processing (blending, use in mixes and doughs)		2041-126	06/83	95.3	94.7	94.7	0	-7	.9	(³)
Flour shipped for processing into other food products		2041-127	06/83	99.2	99.2	99.2	0	(³)	(³)	(³)
Other wheat mill products		2041-2	06/83	97.1	97.7	99.9	2.3	2.4	1.1	(³)
Wheat mill feed		2041-213	06/83	140.7	108.5	118.1	8.9	-5.5	-3.1	(³)
Corn mill products		2041-3	06/83	143.7	109.3	119.6	9.4	-5.8	-3.3	(³)
Whole cornmeal		2041-311	06/83	109.5	102.4	106.4	3.9	1.3	-4.1	(³)
Degermed cornmeal		2041-315	06/83	100.0	104.5	104.5	0	.4	4.5	(³)
Corn grits and hominy		2041-321	06/83	112.7	107.0	110.1	2.9	3.4	(³)	(³)
Corn grits and flakes (for brewer's use)		2041-323	06/83	109.5	102.5	108.7	6.1	6.5	-2.6	(³)
Hominy feed, cornmeal and other corn by-products		2041-365	06/83	111.1	102.4	108.7	6.1	3.1	(³)	(³)
Other corn mill products (for human consumption)		2041-395	06/83	110.2	97.9	99.1	1.3	-6.6	-11.6	(³)
Other corn mill products (not for human consumption)		2041-397	06/83	108.9	103.6	107.6	3.8	-2	0	(³)
Secondary products		2041-S	06/83	108.8	104.7	(³)	(³)	(³)	(³)	(³)
Other secondary products		2041-SSS	06/83	105.0	108.0	111.3	3.1	4.6	10.4	(³)
Cereal breakfast foods										
Primary products	2043	2043-P	12/83	(³)	101.6	101.1	-.5	1.1	(³)	(³)
Ready to serve cereal breakfast foods		2043-1	12/83	(³)	102.4	101.6	-.8	1.6	(³)	(³)
Wheat flakes and other wheat breakfast foods		2043-112	12/83	(³)	102.4	101.6	-.8	1.6	(³)	(³)
Oat breakfast foods		2043-115	12/83	(³)	102.3	100.1	-2.1	.1	(³)	(³)
Rice breakfast foods		2043-117	12/83	(³)	102.4	102.7	.3	2.7	(³)	(³)
Preparations of other grains and mixed grains, incl. baby cereals		2043-119	12/83	(³)	103.2	103.2	0	3.2	(³)	(³)
To be cooked before serving cereal breakfast foods		2043-2	12/83	(³)	106.1	104.8	-1.2	4.8	(³)	(³)
Farina and other wheat foods		2043-252	12/83	(³)	101.9	101.5	-.4	1.5	(³)	(³)
Rolled oats and oatmeal		2043-253	12/83	(³)	107.1	105.6	-1.5	5.6	(³)	(³)
Prepared feeds, n.e.c.										
Primary products	2048	2048-P	12/80	100.7	94.9	95.6	.8	-3.5	-4.4	11.3
Poultry feeds, egg type, broiler and turkey		2048-1	12/80	100.3	94.3	95.0	.8	-3.8	-4.3	11.7
Starter-grower, complete		2048-111	12/80	96.4	90.6	91.0	.5	-4.4	-7.1	13.4
Layer-breeder, complete		2048-115	12/80	92.9	86.3	86.2	-.1	(³)	-9.3	15.3
Broiler, complete		2048-116	12/80	100.1	95.4	94.6	-.8	-4.0	-6.3	11.7
				94.5	89.4	89.7	.4	(³)	-6.9	14.4

See footnotes at end of table.

Table 4. Producer price indexes for the net output of selected industries and their products—Continued

Industry and product ¹	Industry code	Product code	Index base	Index			Percent change to Mar. 1984 from —			
				Nov. 1983 ²	Feb. 1984 ²	Mar. 1984 ²	Feb. 1984	Dec. 1983	Sep. 1983	Mar. 1983
Prepared feeds, n.e.c.—Continued										
Layer-breeder, supplements and concentrates		2048-117	12/80	101.7	92.7	94.7	2.2	(^o)	-5.2	4.2
Turkey, complete		2048-118	12/80	97.7	88.6	93.3	5.4	-1.1	-7.7	17.2
Dairy cattle feeds, complete		2048-2	12/80	101.4	94.7	94.7	0	-4.5	-4	15.7
Dairy cattle feed, supplements and concentrates		2048-3	12/80	97.9	89.8	91.0	1.3	-4.7	-7.2	7.1
Swine feeds, complete		2048-4	12/80	106.4	100.4	102.8	2.4	-1.8	-3.0	14.3
Swine feed, supplements and concentrates		2048-5	12/80	104.1	94.0	95.9	2.0	-4.6	-8.0	6.1
Beef cattle feeds, complete		2048-6	12/80	106.5	102.0	101.9	-1	-3.4	-1.9	9.3
Beef cattle feed, supplements and concentrates		2048-7	12/80	100.7	95.7	97.0	1.4	-3.0	-2.1	8.9
Other poultry and livestock feeds, including duck, geese, horse, mule, etc.		2048-8	12/80	109.4	105.6	105.8	.2	-2.7	-8	11.1
Other poultry (duck, geese, etc.), supplements and concentrates		2048-815	12/80	85.9	(^o)	(^o)	(^o)	(^o)	(^o)	(^o)
Horse and mule, complete feed		2048-816	12/80	112.6	108.9	110.0	1.0	-2.1	.9	12.5
Other livestock (sheep, etc.), supplements and concentrates		2048-819	12/80	109.9	108.7	107.7	-9	-2.4	-1.3	11.1
Other prepared animal feeds		2048-9	12/80	98.4	97.0	97.8	.9	.1	4.0	7.3
Grain, ground, rolled, pulverized, chopped, or crimped, excluding cornmeal		2048-911	12/80	104.4	103.9	104.0	.1	-2	13.5	30.3
Mineral mixture, including oyster shells, prepared for feed use		2048-922	12/80	106.4	102.3	104.9	2.6	(^o)	-3.9	-1.1
Miscellaneous receipts		2048-M	12/80	105.9	102.9	104.5	1.6	.1	-2.8	12.7
Resales		2048-Z89	12/80	106.0	102.9	104.6	1.7	.1	-3.4	13.2
Secondary products		2048-S	12/80	99.8	96.7	96.2	-5	-1.4	-3.5	.8
Dog, cat and other pet food		2047-S	12/80	101.6	98.6	96.6	-2.0	-3.4	-4.9	4.0
Other secondary products		2048-SSS	12/80	97.8	94.4	95.8	1.4	1.0	-1.9	-2.8
Bread, cake, and related products										
Primary products	2051	2051-P	06/80	120.4	121.9	122.4	.3	1.6	2.8	4.6
Bread		2051-1	06/80	119.6	120.8	121.3	.4	1.8	2.2	3.7
White bread		2051-1A	06/80	118.6	120.1	119.9	-2	1.4	2.0	3.0
White pan bread		2051-111	06/80	118.2	119.0	119.1	0	.6	1.6	2.6
White pan bread, Northeast		2051-11101	06/80	130.3	132.7	132.7	0	1.8	6.0	6.2
White pan bread, North Central		2051-11102	06/80	115.4	116.0	116.0	0	.5	1.5	3.0
White pan bread, South		2051-11103	06/80	112.2	112.5	112.4	-1	0	-4	.4
White pan bread, West		2051-11104	06/80	116.1	115.9	116.3	.4	-2	-1.8	.4
White hearth bread		2051-113	06/80	123.2	130.3	128.0	-1.8	7.3	5.2	5.4
Other bread		2051-1B	06/80	122.8	122.8	125.8	2.4	3.2	2.8	5.8
Dark wheat bread		2051-115	06/80	120.2	119.7	124.8	4.3	5.3	4.3	3.4
Rye bread		2051-117	06/80	117.8	118.7	118.5	-2	.6	.9	3.3
Other variety bread		2051-128	06/80	136.5	137.3	137.3	0	.6	.6	14.8
Bread type rolls, stuffing, and crumbs		2051-2	06/80	118.5	120.5	120.3	-2	1.4	3.4	4.0
Bread type rolls		2051-23	06/80	119.1	121.3	121.1	-2	1.5	3.7	4.3
Hamburger and weiner rolls		2051-233	06/80	117.9	120.0	119.8	-1	1.2	3.4	3.8
English muffins		2051-236	06/80	125.9	126.4	126.4	0	.5	3.9	4.6
Other bread type rolls		2051-239	06/80	122.3	124.9	124.2	-6	2.6	1.5	3.8
Bread stuffing, croissants, and bread crumbs		2051-241	06/80	112.0	112.0	112.0	0	(^o)	0	.7
Sweet yeast goods		2051-3	06/80	125.4	126.0	126.2	.2	.9	1.4	4.9
Yeast raised doughnuts		2051-313	06/80	117.5	119.0	119.0	0	1.1	1.6	4.0
Other sweet yeast goods		2051-398	06/80	128.0	128.2	128.5	.3	.8	1.3	5.3
Soft cakes		2051-4	06/80	125.9	126.7	126.5	-2	.5	5.1	7.9
Snack cakes		2051-413	06/80	124.9	126.0	126.0	0	.9	6.8	7.7
Other soft cakes		2051-418	06/80	128.0	128.1	127.4	-5	-4	1.8	8.4
Pies		2051-5	06/80	123.3	126.4	126.4	0	2.5	3.1	9.0
Snack pies		2051-513	06/80	122.9	128.2	128.2	0	4.3	5.2	9.4
Cake type doughnuts		2051-7	06/80	120.3	120.6	122.5	1.6	1.7	2.5	3.1
Miscellaneous receipts		2051-M								
Resales of bread and related products		2051-275	06/80	119.3	121.8	122.6	.7	1.6	2.7	4.9
Resales of rolls, stuffing and crumbs		2051-27512	06/80	122.6	122.8	122.4	-3	-3	.6	6.1
Resales of sweet yeast goods		2051-27513	06/80	131.4	134.4	134.6	.1	1.1	1.1	3.4
Resales of soft cakes		2051-27514	06/80	110.8	113.9	113.4	-5	.4	2.8	3.2
Resales of cake type doughnuts		2051-27517	06/80	116.6	122.7	121.0	-1.4	3.8	3.8	3.8
Secondary products		2051-S	06/80	117.0	119.1	122.6	2.9	4.8	6.0	9.6
Other secondary products		2051-SSS	06/80	122.8	126.5	134.1	6.0	(^o)	12.0	18.8
Cookies and crackers										
Primary products	2052	2052-P	06/83	102.3	103.3	103.9	.6	1.5	2.5	(^o)
Crackers, cracker sandwiches, and pretzels		2052-1	06/83	102.6	103.7	104.4	.7	1.6	2.8	(^o)
Crackers		2052-1A	06/83	103.2	103.9	105.4	1.4	1.8	1.7	(^o)
Graham crackers		2052-123	06/83	103.6	104.4	106.1	1.6	2.0	2.0	(^o)
Saltines		2052-125	06/83	100.0	100.4	102.0	1.6	1.6	2.0	(^o)
Other crackers		2052-125	06/83	104.4	104.8	106.2	1.4	(^o)	-7.3	(^o)
Pretzels		2052-198	06/83	103.9	105.1	107.1	1.9	(^o)	7.1	(^o)
Crackers and ice cream cones		2052-151	06/83	100.0	100.0	100.0	0	0	0	(^o)
Cookies		2052-2	06/83	102.2	103.5	103.7	.2	1.5	3.6	(^o)
Sandwich cookies		2052-2A	06/83	102.3	103.6	103.9	.3	1.6	3.8	(^o)
Marshmallow cookies		2052-213	06/83	100.2	100.4	100.4	0	(^o)	.2	(^o)
Ice cream sandwich wafers		2052-215	06/83	100.0	(^o)	(^o)	(^o)	(^o)	(^o)	(^o)
All other cookies and wafers		2052-235	06/83	(^o)	103.9	(^o)	(^o)	(^o)	(^o)	(^o)
Ice cream cones		2052-237	06/83	103.6	105.4	105.4	0	2.0	5.4	(^o)
Miscellaneous receipts		2052-231	06/83	99.0	100.1	98.2	-1.9	0	-1.8	(^o)
Resales		2052-M	06/83	99.4	99.4	99.4	0	0	.2	(^o)
Secondary products		2052-Z89	06/83	99.4	99.4	99.4	0	0	.2	(^o)
Other secondary products		2052-S	06/83	100.1	100.4	100.4	0	.3	.4	(^o)
Other secondary products		2052-SSS	06/83	100.2	100.8	100.8	0	.6	.8	(^o)

See footnotes at end of table.

Table 4. Producer price indexes for the net output of selected industries and their products—Continued

Industry and product ¹	Industry code	Product code	Index base	Index			Percent change to Mar. 1984 from —			
				Nov. 1983 ²	Feb. 1984 ²	Mar. 1984 ²	Feb. 1984	Dec. 1983	Sep. 1983	Mar. 1983
Raw cane sugar mills	2061		06/82	112.7	114.8	114.4	-0.3	2.1	0.8	7.4
Primary products			06/82	112.7	114.8	114.4	-3	2.1	.8	7.4
Raw cane sugar		2061-P	06/82	109.9	110.4	110.1	-3	1.0	-2.1	.8
Byproducts and other products		2061-2	06/82	131.2	143.3	142.5	-6	7.9	18.5	61.4
Molasses and syrup		2061-265	06/82	131.2	143.3	142.5	-6	7.9	18.5	61.4
Cane sugar refining	2062		06/82	107.5	106.0	107.3	1.2	.1	-1.2	3.0
Primary products		2062-P	06/82	107.5	106.0	107.3	1.2	.1	-1.2	3.0
Refined cane sugar		2062-1	06/82	107.5	106.0	107.3	1.2	.1	-1.2	3.0
Granulated cane sugar		2062-1A	06/82	107.3	105.3	106.8	1.5	.1	-1.9	2.1
Consumer units		2062-112	06/82	108.9	105.6	107.7	2.0	-1.4	-2.1	1.4
Commercial units		2062-114	06/82	106.8	105.5	106.9	1.3	1.1	-1.5	2.8
Bulk shipments		2062-115	06/82	105.4	104.6	105.5	.8	1.3	-1.9	2.5
Confectioners' powdered sugar		2062-13	06/82	106.2	106.4	109.0	2.4	2.0	1.5	4.4
Commercial units		2062-135	06/82	108.4	108.7	112.3	3.3	(?)	2.1	(?)
Liquid sugar or syrup		2062-15	06/82	109.0	109.0	109.3	.3	0	.3	5.1
Sucrose type		2062-153	06/82	111.9	111.0	111.6	.5	(?)	.4	3.0
Beet sugar processing		2063		06/82	114.3	117.2	115.3	-1.7	-6	.5
Primary products	2063-P		06/82	114.5	117.5	115.5	-1.7	-6	.4	7.5
Beet sugar	2063-1		06/82	114.2	117.3	116.0	-1.1	-1	.9	6.4
Granulated beet sugar	2063-1X		06/82	113.3	116.7	115.3	-1.2	-1	.8	6.5
Individual services and consumer units	2063-107		10/82	107.7	(?)	(?)	(?)	(?)	(?)	(?)
Commercial units	2063-113		11/82	116.7	119.8	(?)	(?)	(?)	(?)	(?)
Bulk shipments	2063-115		06/82	108.0	111.7	109.3	-2.1	(?)	1.6	4.4
Liquid sugar or syrup	2063-15		06/82	119.5	120.1	120.1	0	.1	2.1	5.7
Invert or partially invert type	2063-155		06/82	119.4	(?)	119.6	(?)	(?)	1.4	4.9
Other products and byproducts	2063-2		06/82	117.2	119.4	110.3	-7.6	-5.9	-4.5	19.6
Confectionery products	2065		06/83	101.6	103.1	103.9	.8	2.5	3.2	(?)
Primary products		2065-P	06/83	101.8	103.0	103.9	.9	1.9	3.1	(?)
Chocolate and chocolate-type confectionery products		2065-2								
Chocolate and chocolate-type confectionery products		2065-211	06/83	99.7	100.5	101.1	.6	1.6	1.1	(?)
Nonchocolate-type confectionery products		2065-3								
Nonchocolate-type confectionery products		2065-311	06/83	100.9	102.6	102.9	.3	2.6	3.1	(?)
Confectionery products, n.e.c.		2065-8	06/83	106.8	108.2	110.3	1.9	1.7	6.7	(?)
Peanuts, shipped separately, other packaging		2065-853	06/83	109.0	109.9	110.8	.8	1.2	3.7	(?)
Other nuts, packaged separately or with three or less varieties, other packaging		2065-857	06/83	105.9	109.8	115.1	4.9	4.9	15.1	(?)
Miscellaneous receipts		2065-M	06/83	100.0	100.1	100.1	0	.1	.1	(?)
Resales	2065-Z69	06/83	100.0	100.1	100.1	0	.1	.1	(?)	
Secondary products	2065-S	06/83	101.0	109.6	109.6	0	16.8	9.6	(?)	
Chocolate and cocoa products	2066		06/83	101.1	108.7	106.7	-1.9	4.7	7.0	(?)
Primary products		2066-P	06/83	101.2	109.5	107.2	-2.1	5.0	7.6	(?)
Chocolate coatings		2066-1	06/83	101.0	104.2	103.1	-1.0	1.2	5.3	(?)
Sweet chocolate coatings		2066-112	06/83	102.7	112.1	108.7	-3.0	2.7	13.1	(?)
Milk chocolate coatings		2066-122	06/83	101.3	104.3	103.5	-8	1.7	7.5	(?)
Chocolate and chocolate-type confectionery products		2066-2								
Chocolate and chocolate-type confectionery products		2066-211	06/83	100.1	110.8	110.2	-6	10.2	11.1	(?)
Other chocolate and cocoa products		2066-8	06/83	102.3	111.1	106.9	-3.8	2.7	5.9	(?)
Chocolate, sweetened	2066-821	06/83	101.4	(?)	107.1	(?)	2.9	9.4	(?)	
Secondary products	2066-S	06/83	100.3	100.5	100.3	-2	-2	0	(?)	
Soybean oil mill products	2075		12/79	115.7	100.8	110.4	9.5	.1	-15.5	26.3
Primary products		2075-P	12/79	112.1	95.7	105.3	10.1	-1.6	-17.6	24.0
Soybean oil		2075-1								
Crude soybean oil		2075-11	12/79	94.4	85.5	101.0	18.0	8.8	-23.0	51.6
Soybean oil, crude, degummed		2075-113	12/79	87.4	79.5	94.8	19.3	6.0	-27.6	40.8
Soybean oil, crude, not degummed		2075-115	12/79	103.4	93.3	108.8	16.6	12.2	-16.9	66.5
Soybean cake, meal, and other byproducts		2075-2	12/79	121.5	100.8	106.8	6.0	-6.7	-14.2	12.4
Soybean byproducts, meal	2075-211	12/79	121.3	100.8	107.0	6.2	-6.3	-14.2	12.8	
Animal and marine fats and oils	2077		12/82	124.2	126.2	130.5	3.4	7.4	5.4	23.0
Primary products		2077-P	12/82	124.2	125.0	129.7	3.8	7.0	3.5	21.4
Grease and inedible tallow		2077-1	12/82	128.7	139.6	149.4	7.0	18.5	13.2	39.0
Inedible tallow, incl. inedible animal stearin		2077-111	12/82	127.9	137.7	148.2	7.7	18.8	13.0	39.4
Inedible beef tallow		2077-11111	12/82	125.3	133.6	145.2	8.7	16.8	12.6	37.7
Other inedible tallow and inedible animal stearin		2077-11113	12/82	133.8	146.8	155.0	5.5	23.3	13.8	43.2
Grease, other than wool grease		2077-113	12/82	133.0	150.5	155.6	3.4	17.0	14.7	36.6
Feed and fertilizer by-products		2077-2	12/82	116.9	109.2	110.1	.8	-3.1	-6.9	1.8
Meat/bone meal		2077-211	12/82	116.3	108.7	107.5	-1.0	-5.0	-8.4	.4
Meat meal and meat and bone meal		2077-21111	12/82	116.8	107.3	107.6	.3	-3.5	-6.2	1.9
Dry rendered tankage		2077-212	12/82	104.4	103.6	108.4	4.6	-2.2	-1.7	-7
Feather meal		2077-237	12/82	124.2	127.1	124.4	-2.1	-1.0	14.4	14.9
Animal and marine oil mill products, incl. foots		2077-3	12/82	131.8	125.0	125.5	.4	-2.6	-.4	24.2
Fish and marine animal oil		2077-361	12/82	151.2	147.7	147.7	0	-1.3	-7.3	(?)
Fish scrap and meal	2077-366	12/82	131.5	(?)	(?)	(?)	(?)	(?)	(?)	
Shortening and cooking oils	2079		12/81	119.1	116.3	118.9	2.3	-3	-6.0	25.9
Primary products		2079-P	12/81	121.0	118.6	120.9	2.0	-2	-6.0	27.6
Shortening and cooking oils		2079-1	12/81	120.4	119.0	121.5	2.1	1.1	-7.0	30.0

See footnotes at end of table.

Table 4. Producer price indexes for the net output of selected industries and their products—Continued

Industry and product ¹	Industry code	Product code	Index base	Index			Percent change to Mar. 1984 from —			
				Nov. 1983 ²	Feb. 1984 ²	Mar. 1984 ²	Feb. 1984	Dec. 1983	Sep. 1983	Mar. 1983
Shortening and cooking oils—Continued										
Baking or frying fats (shortening), 100% vegetable oil		2079-113	12/81	120.9	119.5	124.4	4.1	-0.6	-11.1	31.5
Commercial sizes, over 3 lbs.		2079-11303	12/81	119.8	119.5	126.5	5.9	.6	-13.6	36.7
Baking or frying fats (shortening), 100% animal fats or blends of vegetable and animal fats		2079-115	12/81	99.2	116.8	122.2	4.7	15.2	-.5	34.2
Commercial sizes, over 3 lbs.		2079-11507	12/81	(³)	(³)	122.4	(³)	19.1	-.5	(³)
All other salad or cooking oils		2079-159	12/81	127.2	126.6	126.6	0	-.2	-3.4	31.4
All other fully refined oils		2079-198	12/81	118.0	115.9	118.0	1.8	.1	3.8	28.5
Margarine		2079-2	12/81	122.7	117.6	119.6	1.7	-3.6	-3.4	21.9
Secondary products		2079-S	12/81	103.5	101.7	101.5	-.2	-2.2	5.7	6.8
Malt beverages										
Primary products	2082	2082-P	06/82	104.9	106.8	107.0	.2	2.0	1.5	3.6
Canned beer		2082-1	06/82	104.9	106.8	107.0	.2	2.0	1.5	3.6
Light beer in cans		2082-111	06/82	106.3	109.0	108.8	-.1	2.3	1.1	4.2
Regular beer in cans		2082-112	06/82	105.5	107.8	107.4	-.3	1.8	1.7	9.3
Bottled beer		2082-2	06/82	106.4	109.2	109.0	-.1	2.4	1.0	3.6
Returnable bottles		2082-211	06/82	104.1	104.6	105.4	.8	1.2	1.7	2.4
Regular beer in returnable bottles		2082-21112	06/82	103.8	103.7	105.2	1.4	1.3	1.3	2.1
Nonreturnable bottles		2082-221	06/82	104.3	105.5	105.7	.2	1.1	2.1	2.8
Light beer in nonreturnable bottles		2082-22111	06/82	106.2	108.0	107.5	-.5	-.8	-.8	-.4
Regular beer in nonreturnable bottles		2082-22112	06/82	103.8	105.1	105.4	.3	1.4	2.5	3.3
Barrels and kegs		2082-3	06/82	98.7	103.3	102.1	-1.1	3.5	3.5	3.7
Regular beer in barrels and kegs		2082-312	06/82	102.8	103.2	104.3	1.0	1.4	3.2	3.3
Other fermented malt beverages and byproducts		2082-4	06/82	102.8	103.2	104.3	1.0	1.4	3.2	3.3
Malt liquor		2082-411	06/82	100.8	100.8	100.8	0	0	0	.8
Ale		2082-421	06/82	102.7	103.2	103.1	-.1	(³)	.4	1.5
Wines, brandy and brandy spirits										
Primary products	2084	2084-P	12/83	(³)	100.4	98.4	-1.9	-1.6	(³)	(³)
Grape table wines		2084-1	12/83	(³)	100.3	98.4	-1.9	-1.6	(³)	(³)
White wines		2084-112	12/83	(³)	100.7	96.2	-4.5	-3.8	(³)	(³)
White varietal wines		2084-11211	12/83	(³)	99.6	97.6	-2.0	-2.4	(³)	(³)
White generic, semi-generic, and proprietary wines		2084-11221	12/83	(³)	100.7	113.0	12.2	13.0	(³)	(³)
Red wines		2084-114	12/83	(³)	99.3	92.7	-6.6	-7.3	(³)	(³)
Red varietal wines		2084-11411	12/83	(³)	102.5	96.4	-5.9	-3.6	(³)	(³)
Red generic, semi-generic, and proprietary wines		2084-11411	12/83	(³)	118.4	112.2	-5.3	12.2	(³)	(³)
Rose wines		2084-11421	12/83	(³)	97.6	91.6	-6.2	-8.4	(³)	(³)
Rose generic, semi-generic, and proprietary wines		2084-116	12/83	(³)	100.0	93.3	-6.7	-6.7	(³)	(³)
Dessert wines		2084-11621	12/83	(³)	100.0	91.1	-8.9	-8.9	(³)	(³)
Dessert wines		2084-4	12/83	(³)	99.6	99.6	0	-.4	(³)	(³)
Sparkling wines, natural and carbonated		2084-411	12/83	(³)	99.6	99.6	0	-.4	(³)	(³)
Sparkling wines, natural and carbonated		2084-5	12/83	(³)	100.0	103.4	3.4	3.4	(³)	(³)
Sparkling wines, natural and carbonated		2084-511	12/83	(³)	100.0	103.4	3.4	3.4	(³)	(³)
Distilled liquor, except brandy										
Primary products	2085	2085-P	06/83	101.7	99.7	98.7	-1.0	-.5	-1.0	(³)
Bottled liquor, except brandy		2085-3	06/83	101.7	99.8	98.8	-1.1	-.5	-1.0	(³)
Blends of whiskey		2085-312	06/83	101.8	99.7	98.7	-1.0	-.5	-1.0	(³)
Whiskey blended with neutral spirits		2085-315	06/83	100.7	100.5	100.5	0	-.2	-.2	(³)
Other rectified whiskey		2085-319	06/83	94.8	94.8	94.8	0	.2	-.1	(³)
Rectified gin		2085-321	06/83	96.7	100.2	100.1	-.1	(³)	-1.5	(³)
Cordials, liqueurs		2085-325	06/83	100.0	100.1	100.1	0	.1	.1	(³)
Cocktails and similar compounds		2085-327	06/83	102.4	102.4	102.5	.1	.1	.1	(³)
Rectified vodka		2085-327	06/83	100.3	100.3	100.3	0	(³)	0	(³)
Rectified rum		2085-333	06/83	98.8	93.3	93.3	0	-5.8	-2.2	(³)
Unrectified whiskey		2085-337	06/83	(³)	115.9	115.9	0	(³)	.1	(³)
Unrectified gin		2085-351	06/83	105.0	100.0	97.7	-2.3	-1.3	-2.3	(³)
Unrectified vodka		2085-355	06/83	98.4	100.7	99.2	-1.5	3.2	.9	(³)
Unrectified vodka		2085-357	06/83	99.7	99.6	99.5	0	-.2	-.2	(³)
Secondary products		2085-S	06/83	100.0	100.1	100.1	0	(³)	.1	(³)
Soft drinks										
Primary products	2086	2086-P	06/81	108.3	109.6	110.4	.7	1.6	2.7	3.7
Carbonated soft drinks		2086-3	06/81	108.5	109.8	110.7	.8	1.6	2.8	3.6
Cola, excluding diet cola		2086-301	06/81	108.7	110.0	110.9	.8	1.8	2.9	3.8
Cola, bottled, excluding diet cola		2086-30101	06/81	108.3	109.6	110.5	.9	2.1	3.5	4.4
Cola, excluding diet, returnable bottles		2086-30111	06/81	110.3	112.8	113.2	.3	2.4	3.7	5.1
Cola, excluding diet, nonreturnable bottles		2086-30112	06/81	112.8	115.7	115.9	.2	2.8	4.7	5.3
Cola, excluding diet, cans (returnable and nonreturnable)		2086-30121	06/81	105.6	107.5	108.2	.7	1.6	1.7	4.7
Cola, excluding diet, bulk		2086-30131	06/81	106.3	105.8	107.6	1.8	1.9	3.5	4.1
Other carbonated drinks, including diet cola		2086-302	06/81	101.6	101.2	102.2	1.0	1.1	.6	-1.3
Carbonated orange soda		2086-30202	06/81	109.2	110.5	111.2	.7	1.4	2.3	3.1
Carbonated lemon, lime and lemon-lime combinations		2086-30203	06/81	104.2	106.2	107.4	1.2	1.4	1.0	2.2
Root beer and sarsaparilla		2086-30204	06/81	108.8	110.2	111.4	1.1	2.0	2.5	4.1
Ginger ale		2086-30205	06/81	109.5	110.2	110.8	.5	1.2	2.0	4.0
Carbonated grape soda		2086-30206	06/81	111.1	114.1	114.3	.1	-.8	3.4	(³)
Club soda		2086-30207	06/81	103.1	110.2	112.6	2.2	9.2	9.2	9.2
Other carbonated nondiet flavors		2086-30209	06/81	104.7	104.7	104.7	0	0	2.2	(³)
Diet cola		2086-30211	06/81	108.6	109.6	109.7	.1	.9	1.0	1.6
Other carbonated diet flavors		2086-30219	06/81	111.0	111.0	111.8	.7	0	2.0	3.5
Noncarbonated soft drinks		2086-5	06/81	113.5	114.1	114.5	.3	.9	2.2	(³)
Other noncarbonated fruit drinks and ades		2086-509	06/81	104.9	104.8	107.1	2.2	-2.1	.1	.5
Miscellaneous receipts		2086-M	06/81	106.5	106.4	109.5	2.9	-2.7	.2	.7
Resales		2086-Z89	06/81	107.0	109.1	109.2	0	1.8	2.4	4.4
Secondary products		2086-S	06/81	107.5	109.8	109.8	0	1.9	2.6	4.7
Secondary products		2086-S	06/81	108.1	108.1	108.2	.1	.1	.1	.1

See footnotes at end of table.

Table 4. Producer price indexes for the net output of selected industries and their products—Continued

Industry and product ¹	Industry code	Product code	Index base	Index			Percent change to Mar. 1984 from —			
				Nov. 1983 ²	Feb. 1984 ²	Mar. 1984 ²	Feb. 1984	Dec. 1983	Sep. 1983	Mar. 1983
Fresh or frozen packaged fish	2092		12/82	103.7	102.9	106.0	3.0	3.9	1.7	4.5
Primary products		2092-P	12/82	104.1	103.1	106.4	3.1	3.9	1.6	4.8
Fresh packaged fish and other seafood		2092-2	12/82	109.2	113.7	127.6	12.2	32.7	19.8	18.1
Fresh packaged fish, excluding shellfish		2092-213	12/82	106.1	105.9	150.4	42.1	97.3	52.3	27.2
Other fresh packaged fish		2092-21398	12/82	106.1	105.9	150.4	42.1	(^o)	52.3	27.2
Oysters		2092-224	12/82	112.1	122.8	123.3	.4	13.4	18.2	23.9
Shucked oysters, standards		2092-22401	12/82	112.8	120.8	121.6	.7	(^o)	17.5	22.1
Other oysters		2092-22498	12/82	110.9	126.4	126.4	0	(^o)	19.6	27.1
Other packaged shellfish		2092-226	12/82	103.8	96.7	89.2	-7.7	-8.5	-9.1	-15.3
Frozen packaged fish, excluding shellfish		2092-3	12/82	97.3	94.1	94.4	.3	-5.0	-4.9	-4.4
Groundfish, fillets and steaks		2092-321	12/82	100.3	104.6	103.5	-1.0	3.5	3.5	2.9
Cod fillets		2092-32101	12/82	102.4	111.3	108.8	-2.2	(^o)	6.6	(^o)
Other groundfish, fillets and steaks		2092-32198	12/82	98.9	100.3	100.2	-1	1.3	1.4	1.2
Groundfish, sticks and portions		2092-322	12/82	97.3	96.0	(^o)	(^o)	(^o)	(^o)	(^o)
Cod portions		2092-32202	12/82	100.7	100.7	(^o)	(^o)	(^o)	(^o)	(^o)
Other groundfish, sticks and portions		2092-32298	12/82	99.9	104.4	(^o)	(^o)	(^o)	(^o)	(^o)
Other frozen packaged fish		2092-329	12/82	97.9	87.0	87.0	0	-11.0	-13.1	(^o)
Frozen packaged shellfish and other seafood, including soup		2092-4	12/82	106.5	104.4	104.3	-1	-3.3	-3.3	4.2
Shrimp, peeled, cooked		2092-423	02/83	99.5	97.5	97.5	0	-2.3	(^o)	(^o)
Shrimp, breaded		2092-424	12/82	98.5	99.0	99.0	0	(^o)	-1.4	8.0
Crab meat, Dungeness		2092-432	12/82	129.3	120.2	130.0	8.1	8.5	5	(^o)
Crab, king, sections		2092-434	12/82	100.8	97.1	93.1	-4.1	(^o)	2.6	(^o)
Other crab		2092-435	12/82	(^o)	90.7	(^o)	(^o)	(^o)	(^o)	(^o)
Other frozen packaged shellfish		2092-436	12/82	134.8	156.1	156.1	0	(^o)	9.5	58.3
Miscellaneous receipts		2092-M	12/82	100.0	101.7	101.6	-1	1.5	1.0	2.9
Contract work and other miscellaneous receipts		2092-XY9	12/82	84.9	109.4	107.3	-1.9	(^o)	15.3	(^o)
Secondary products		2092-S	12/82	94.2	94.2	95.2	1.2	.5	2.9	-8.8
Coffee	2095		06/81	105.2	108.6	108.4	-1	2.4	5.1	3.9
Primary products		2095-P	06/81	105.1	108.5	108.3	-3	2.3	5.1	3.9
Whole bean and ground roasted coffee		2095-1	06/81	102.5	106.7	106.0	-6	2.5	6.0	4.1
Ground, roasted coffee		2095-116	06/81	102.5	106.5	105.8	-7	2.4	5.9	4.3
Concentrated (instant) coffee		2095-2	06/81	111.1	112.9	113.5	.5	2.0	3.2	3.4
Miscellaneous receipts		2095-M	06/81	112.5	(^o)	(^o)	(^o)	(^o)	(^o)	(^o)
Resales		2095-Z89	06/81	112.8	(^o)	(^o)	(^o)	(^o)	(^o)	(^o)
Secondary products		2095-SSS	06/81	108.8	108.8	112.5	3.4	3.3	4.4	4.7
Cigarettes	2111		12/82	96.7	100.2	100.2	0	3.6	3.6	11.2
Primary products		2111-P	12/82	96.7	100.2	100.2	0	3.6	3.6	11.2
Filter tip		2111-1	12/82	95.1	98.5	98.5	0	3.6	3.6	11.2
King size, 80 to 95 mm long		2111-116	12/82	94.0	97.4	97.4	0	3.7	3.7	11.4
Super king and long size, greater than 95 mm long		2111-118	12/82	97.2	100.6	100.6	0	3.5	3.5	10.9
Nonfilter tip		2111-3	12/82	(^o)	114.2	114.2	0	(^o)	(^o)	(^o)
Nonfilter tip, all sizes		2111-355	12/82	(^o)	114.2	114.2	0	(^o)	(^o)	(^o)
Cigars	2121		12/82	99.4	102.9	103.2	.2	3.8	3.8	2.1
Primary products		2121-P	12/82	99.4	102.9	103.2	.2	3.8	3.8	2.1
Cigars and cigarillos (weighing more than 3 pounds per 1,000 cigars)		2121-3	12/82	99.4	102.9	103.2	.2	3.8	3.8	2.1
Low priced (revenue class A through C)		2121-311	12/82	100.0	100.0	100.0	0	0	0	0
Popular priced (revenue class D and E)		2121-313	12/82	95.2	98.5	98.5	0	3.5	3.5	(^o)
Medium priced (revenue class F and G)		2121-315	12/82	102.2	104.7	105.9	1.2	3.7	3.7	3.7
High priced (revenue class H)		2121-317	12/82	102.8	108.8	108.8	0	5.9	5.8	6.5
Chewing and smoking tobacco and snuff	2131		12/82	106.1	109.1	109.1	0	2.8	5.2	7.7
Primary products		2131-P	12/82	106.8	110.3	110.3	0	3.3	6.1	9.0
Smoking tobacco		2131-111	12/82	105.7	109.7	109.7	0	3.8	3.8	5.5
Loose leaf chewing tobacco		2131-113	12/82	107.4	107.4	107.4	0	.4	6.1	(^o)
Chewing tobacco other than loose leaf, including fine cut, plug, and twist		2131-115	12/82	106.8	110.6	110.5	-1	3.6	5.2	(^o)
Snuff, dry and moist		2131-117	12/82	107.4	113.4	113.4	-0	4.9	9.2	13.4
Cotton broadwoven fabrics	2211		12/80	103.0	104.5	104.6	.1	1.9	3.4	5.5
Primary products		2211-P	12/80	101.2	102.8	102.9	.1	2.1	3.7	5.4
Cotton broadwoven fabrics, gray		2211-A	12/80	99.6	100.9	100.3	-6	1.1	2.7	5.3
Cotton duck and allied fabrics, including combed duck		2211-1	12/80	110.8	111.3	111.3	0	.4	6.0	11.9
Cotton sheeting and allied coarse and medium yarn fabrics		2211-2	12/80	100.6	104.8	100.3	-4.3	.5	2.2	5.6
Osnaburgs		2211-215	12/80	(^o)	(^o)	(^o)	(^o)	(^o)	(^o)	(^o)
Sheetings		2211-225	12/80	106.3	115.1	101.0	-12.3	(^o)	-1.5	8.7
Drills		2211-235	12/80	96.1	97.2	93.5	-3.9	-3.7	.1	.1
Sateens		2211-255	12/80	93.9	(^o)	(^o)	(^o)	(^o)	(^o)	(^o)
Cotton print cloth yarn fabrics		2211-3	12/80	98.3	100.7	101.4	.7	3.1	6.7	7.0
Plain print cloths		2211-315	12/80	95.0	98.5	99.5	1.0	5.3	9.8	15.8
Other woven cotton gray fabrics and specialties		2211-6	12/80	98.5	98.3	99.0	.7	1.5	2.7	4.7
Corduroys		2211-615	12/80	86.7	(^o)	(^o)	(^o)	(^o)	(^o)	(^o)
Others, except corduroys		2211-625	12/80	119.3	117.9	118.9	.8	(^o)	4.1	5.8
Cotton broadwoven fabrics, finished		2211-B								
Finished cotton broadwoven fabrics, excluding commission finishing		2211-7	12/80	101.4	103.3	106.4	3.0	6.0	9.0	7.8
Plain dyed and finished broadwoven fabrics		2211-731	12/80	101.6	103.9	109.0	4.9	8.8	13.7	9.9
Denims		2211-73116	12/80	97.6	99.3	100.2	.9	2.5	3.2	8.2
Other plain dyed and finished fabrics		2211-73117	12/80	(^o)	(^o)	(^o)	(^o)	(^o)	(^o)	(^o)

See footnotes at end of table.

Table 4. Producer price indexes for the net output of selected industries and their products—Continued

Industry and product ¹	Industry code	Product code	Index base	Index			Percent change to Mar. 1984 from —			
				Nov. 1983 ²	Feb. 1984 ²	Mar. 1984 ²	Feb. 1984	Dec. 1983	Sep. 1983	Mar. 1983
Cotton broadwoven fabrics—Continued										
Other finished cotton fabrics		2211-761	12/80	99.5	100.3	99.8	-0.5	1.5	3.5	2.5
Cotton broadwoven fabrics, finished products		2211-C	12/80	110.9	113.5	114.2	.6	3.0	2.4	2.8
Towels and washcloths made from cotton broadwoven fabrics		2211-9	12/80	110.8	113.6	114.2	.6	3.1	2.5	2.8
Terry woven towels		2211-911	12/80	110.7	113.9	114.8	.7	(?)	3.0	(?)
Washcloths		2211-953	12/80	(?)	(?)	(?)	(?)	(?)	(?)	(?)
Other fabricated textile products, n.e.c.		2211-H	12/80	112.4	111.8	111.4	-3	-3	-5	-5
Secondary products		2211-S	12/80	111.2	112.3	112.3	0	.7	1.8	6.1
Man-made fiber and silk broadwoven fabrics		2221-S	12/80	108.1	110.0	110.0	0	1.2	2.3	4.1
Synthetic fiber and silk broad wovens										
Primary products	2221	2221-P	06/81	101.6	102.9	102.8	0	1.3	2.7	4.0
Gray goods		2221-1	06/81	101.3	102.8	102.9	.1	1.5	2.9	4.1
100% filament yarn fabrics		2221-12	06/81	102.0	102.1	102.9	.8	1.0	3.0	5.4
Fabrics except chiefly rayon and/or acetate		2221-122	06/81	94.3	97.6	99.5	2.0	5.1	5.8	8.7
100% nylon		2221-1223	06/81	93.7	97.4	99.4	2.0	6.0	6.3	9.4
Taffetas		2221-12233	06/81	104.0	105.6	107.6	1.9	3.1	4.1	8.7
100% spun yarn fabrics		2221-13	06/81	103.3	105.4	108.5	3.0	5.1	6.4	9.0
Polyester/cotton blends		2221-132	06/81	107.3	105.2	105.2	0	-1.0	1.1	3.3
Bed sheetings		2221-13261	06/81	107.0	104.7	104.8	.1	-1.2	.7	3.0
Broadcloths		2221-13262	06/81	(?)	(?)	(?)	(?)	(?)	(?)	(?)
Twills		2221-13262	06/81	109.7	110.1	112.5	2.3	2.7	6.7	11.7
Plain print cloths		2221-13263	06/81	(?)	103.8	104.6	.8	(?)	8.6	9.7
Other weaves		2221-13264	06/81	94.4	95.8	97.5	1.8	5.2	8.5	13.4
Spun yarn fabrics, except chiefly cellulosic and polyester/cotton blends		2221-13269	06/81	107.7	101.9	100.6	-1.3	-3.8	-1.3	(?)
Polyester/rayon blends		2221-133	06/81	108.1	107.5	107.0	-.4	-.6	2.7	4.6
Specialty fabrics		2221-13372	06/81	107.6	105.6	104.3	-1.2	-1.7	-.1	6.8
Specialty fabrics		2221-15	06/81	96.5	98.5	100.0	1.5	-1.7	9.0	10.3
Finished fabrics		2221-151	06/81	96.5	98.5	100.0	1.5	-1.7	9.0	10.3
Plain dyed and finished fabrics		2221-2	06/81	102.7	104.9	104.4	-.5	1.6	2.9	2.1
Chiefly rayon and/or acetate		2221-282	06/81	101.3	103.9	103.1	-.7	1.4	3.1	2.9
Polyester/cotton blends		2221-28211	06/81	(?)	113.7	112.7	-.9	(?)	(?)	-.1
Other fibers		2221-28212	06/81	97.4	100.1	99.7	-.4	1.8	5.4	4.3
Finished but not bleached, dyed or printed fabrics		2221-28213	06/81	100.0	103.5	102.2	-1.2	1.9	2.2	3.0
Secondary products		2221-284	06/81	107.9	112.4	111.9	-.5	4.3	5.4	8.0
Knit underwear and nightwear	2254	2221-S	06/81	103.6	103.7	102.6	-1.1	-.2	1.7	3.7
Primary products		2254-P	06/82	105.2	105.2	105.8	.5	.9	.6	2.0
Men's and boys' knit underwear		2254-A	06/82	104.1	104.2	104.8	.6	1.1	.7	.9
Men's and boys' undershirts, except thermal		2254-1	06/82	102.9	102.7	103.4	.7	1.0	.5	-.3
Undershirts, except athletic types		2254-122	06/82	103.9	104.3	104.3	0	.4	.5	.5
100% cotton and all other cotton blends		2254-1228	06/82	103.9	104.3	104.3	0	.4	.5	.5
Men's and boys' thermal underwear and union suits		2254-5	06/82	108.2	109.0	109.0	0	.8	.8	.8
Women's and children's underwear and nightwear		2254-5	06/82	102.9	102.9	106.7	3.7	3.7	3.7	3.7
Women's and children's underwear		2254-C	06/82	108.0	109.4	109.7	.3	1.6	1.6	5.1
Women's underwear		2254-2	06/82	103.0	105.8	106.6	.7	3.4	3.4	3.4
Other underwear		2254-21	06/82	103.2	106.5	107.4	.9	4.1	4.1	4.1
Girls', children's and infants' underwear		2254-214	06/82	(?)	(?)	(?)	(?)	(?)	(?)	(?)
Other underwear		2254-22	06/82	102.3	102.9	102.9	0	.6	.6	.4
Women's and children's nightwear		2254-226	06/82	102.0	103.5	103.5	0	1.5	1.5	1.0
Girls', children's and infants' nightwear		2254-3	06/82	112.0	112.3	112.3	0	.3	.3	6.4
Pajamas		2254-32	06/82	107.4	108.9	108.9	0	1.3	1.3	2.6
Secondary products		2254-326	06/82	(?)	(?)	(?)	(?)	(?)	(?)	(?)
Circular knit fabrics	2257	2254-S	06/82	105.7	105.8	105.9	.1	.2	.2	2.0
Primary products		2257-P	06/81	98.4	98.9	99.1	.2	.8	1.1	2.7
Gray fabrics		2257-1	06/81	97.8	98.3	98.2	0	.5	.7	2.3
Finished high pile fabrics		2257-4	06/81	96.2	97.2	97.2	0	1.1	1.1	1.1
Finished single knit outerwear fabrics		2257-411	06/81	97.4	97.2	99.3	2.2	3.0	5.0	5.6
100% spun yarn		2257-5	06/81	97.4	97.2	99.3	2.2	3.0	5.0	5.6
100% cotton		2257-512	06/81	99.2	102.7	102.8	.1	3.6	3.9	4.6
Other 100% spun yarn		2257-51231	06/81	98.5	102.3	102.4	.2	3.9	4.3	5.5
Finished double knit outerwear fabrics		2257-51232	06/81	100.6	(?)	104.8	(?)	4.1	4.2	5.8
100% filament yarn		2257-7	06/81	96.8	100.6	100.5	-.1	(?)	4.4	5.3
Interlock and eightlock fabrics		2257-711	06/81	97.0	94.8	94.7	-.1	-2.5	-2.7	1.1
100% spun yarn		2257-71141	06/81	95.0	91.8	91.6	-.2	-3.7	-4.0	1.9
Interlock and eightlock fabrics		2257-712	06/81	97.1	97.4	97.0	-.4	-.4	-1.3	1.9
Contract work on knitting, dyeing, or finishing circular knit fabrics		2257-71232	06/81	100.6	100.6	100.6	0	0	0	-.6
Secondary products		2257-9	06/81	99.4	(?)	(?)	(?)	(?)	(?)	(?)
Warp knit fabrics	2258	2257-S	06/81	100.3	102.6	100.6	-1.9	.6	-.5	.3
Primary products		2258-P	06/81	101.5	103.8	104.0	.2	(?)	2.4	2.4
Gray goods		2258-101	06/81	100.2	100.3	101.6	1.3	1.7	1.7	3.1
Finished underwear and nightwear fabrics		2258-2	06/81	100.7	101.3	102.0	.7	1.1	1.5	2.9
Tricot, simplex, and milanese fabrics		2258-222	06/81	102.2	103.9	102.7	-1.1	-1.1	1.0	2.0
Chiefly nylon		2258-22202	06/81	102.2	(?)	102.7	(?)	-1.1	1.0	2.0
Finished outerwear fabrics		2258-3	06/81	98.8	98.8	99.9	1.0	1.0	1.0	1.9
Other finished warp knit fabrics		2258-4	06/81	97.5	97.5	98.6	1.1	1.1	1.2	1.8
Others		2258-439	09/81	98.5	98.5	98.6	.1	(?)	.1	.4
				97.2	97.2	101.4	4.3	6.1	5.2	6.0
				104.3	104.4	104.4	0	.2	.2	(?)
				110.4	110.7	110.8	.2	.6	.7	(?)

See footnotes at end of table.

Table 4. Producer price indexes for the net output of selected industries and their products—Continued

Industry and product ¹	Industry code	Product code	Index base	Index			Percent change to Mar. 1984 from —			
				Nov. 1983 ²	Feb. 1984 ²	Mar. 1984 ²	Feb. 1984	Dec. 1983	Sep. 1983	Mar. 1983
Warp knit fabrics—Continued										
Contract work: knitting, dyeing, or finishing of warp knit fabrics		2258-9	06/81	102.4	103.3	103.2	0	1.0	0.8	3.0
Finished yarn, raw stock, braided goods and narrow fabric, except knits and wool	2269		06/83	102.4	103.4	103.6	.2	1.3	2.1	(³)
Primary products		2269-P	06/83	102.4	102.9	103.0	.1	.7	1.6	(³)
Dyed yarn		2269-2	06/83	102.4	102.9	103.0	.1	.7	1.6	(³)
Chiefly carded cotton yarn		2269-221	06/83	99.9	104.1	104.1	0	3.1	(³)	(³)
Chiefly combed cotton yarn		2269-223	06/83	100.1	99.9	102.2	2.2	1.5	3.4	(³)
Chiefly acrylic or modacrylic yarn		2269-232	06/83	100.0	100.0	100.0	0	(³)	(³)	(³)
Other chiefly polyester spun yarn		2269-243	06/83	103.6	103.6	103.6	0	.1	3.0	(³)
Other dyed yarn		2269-254	06/83	103.0	103.7	103.7	0	.6	(³)	(³)
Finished yarn other than bleached or dyed		2269-3	06/83	103.8	103.4	104.1	.7	1.2	2.4	(³)
Mercerized cotton yarn		2269-351	06/83	(³)	(³)	103.1	(³)	1.2	2.0	(³)
Tufted carpets and rugs	2272		12/79	125.0	124.2	124.0	-.2	-.5	-.9	3.1
Primary products		2272-P	12/79	125.2	124.3	124.1	-.2	-.5	-1.0	3.4
Bathmats and sets and rugs 6 x 9 or less		2272-1	12/79	132.5	134.6	134.6	0	2.5	2.5	2.5
Tufted broadloom		2272-3	12/79	125.0	123.8	123.5	-.2	-.7	-1.3	4.0
Tufted broadloom - nylon		2272-30301	12/79	127.9	126.6	126.2	-.3	-.7	-1.5	4.4
Tufted broadloom - polyester		2272-30303	12/79	113.9	112.6	112.8	-.2	-1.4	.5	3.0
Tufted broadloom - other fibers and blends		2272-30309	12/79	114.6	114.6	114.6	0	(³)	-1.8	-5.2
Automobile and aircraft carpeting		2272-505	12/79	115.6	115.8	115.8	0	.2	-.1	(³)
Spun yarn, except wool	2281		12/82	102.5	103.2	103.2	0	.7	1.6	3.0
Primary products		2281-P	12/82	102.6	103.2	103.3	.1	.7	1.4	3.3
Carded cotton yarns		2281-1	12/82	102.8	104.0	104.2	.2	1.1	2.4	5.9
Gray carded cotton yarns		2281-113	12/82	102.8	104.0	104.2	.2	1.1	2.4	5.9
1 - 20 count		2281-1131	12/82	105.1	106.0	106.2	.2	.8	2.5	7.0
21 count and over		2281-1133	12/82	98.8	100.7	100.7	0	1.5	2.3	3.9
Combed cotton yarns		2281-2	12/82	104.2	104.6	104.5	-.1	.2	1.1	4.5
Gray combed cotton yarns		2281-213	12/82	104.2	104.6	104.5	-.1	.2	1.1	4.5
1 - 25 count		2281-2131	12/82	102.4	102.8	102.8	0	.5	.7	3.7
26 count and over		2281-2133	12/82	105.1	105.6	105.4	-.2	0	1.3	4.9
Rayon and/or acetate spun yarns		2281-3	12/82	100.8	101.8	101.8	.0	.9	.9	1.3
Gray rayon and/or acetate spun yarns		2281-313	12/82	100.8	101.8	101.8	0	.9	.9	1.3
Spun noncellulosic fiber and silk yarns		2281-4	12/82	102.3	102.8	102.9	.1	.7	1.3	2.6
Spun chiefly polyester yarns		2281-41	12/82	104.8	105.6	105.9	.4	1.2	2.5	4.7
Gray spun chiefly polyester yarns		2281-413	12/82	105.3	105.6	106.1	.5	1.0	2.5	4.3
100% spun polyester		2281-4133	12/82	104.6	106.1	106.5	.3	2.2	5.2	6.9
Blends, chiefly polyester		2281-4135	12/82	105.4	105.4	106.1	.6	.7	1.9	3.8
50-50 polyester/cotton blend		2281-41351	12/82	105.6	105.9	106.8	.8	1.0	2.3	4.3
Other blends		2281-41353	12/82	104.4	102.6	101.7	-.9	-1.0	-.6	.2
Spun noncellulosic fiber and silk yarns, excluding polyester		2281-42	12/82	101.1	101.3	101.3	0	.4	.6	1.4
Gray spun noncellulosic fiber and silk yarns, excluding polyester		2281-423	12/82	101.9	102.1	102.0	-.1	.1	.4	2.0
100% acrylic		2281-4231	12/82	97.4	97.4	97.4	0	(³)	-1.7	-1.9
100% nylon		2281-4233	12/82	105.0	104.8	104.7	-.1	.1	1.3	4.4
Other spun noncellulosic fiber and silk yarns, including blends		2281-4235	12/82	100.6	101.8	101.7	-.1	1.1	1.1	1.8
Finished spun noncellulosic fiber and silk yarns, excluding polyester		2281-427	12/82	99.4	99.9	100.1	.3	.8	1.1	.2
Secondary products		2281-S	12/82	100.7	102.3	101.0	-1.2	.7	4.3	-1.4
Texturing, throwing, and winding mill products: cotton, manmade fibers and silk	2282		12/82	106.8	107.9	108.9	1.0	3.0	2.5	10.3
Primary products		2282-P	12/82	105.7	107.0	108.1	1.1	3.2	1.6	9.7
Rewound, plied, and novelty yarns, other than wool (not spun or thrown at same est.)		2282-2	12/82	101.4	101.8	104.4	2.5	2.9	2.2	5.8
Rewound, plied, and novelty yarns, other than wool (not spun or thrown at same est.)		2282-211	12/82	101.4	101.8	104.4	2.5	2.9	2.2	5.8
Thrown filament yarns, except textured		2282-3	12/82	105.9	106.0	106.4	.4	.5	2.1	6.5
Textured, bulked, or crimped filament yarn (made from purchased yarn)		2282-5	12/82	106.0	107.5	108.7	1.1	3.7	1.5	10.3
Nylon		2282-515	12/82	105.2	105.4	105.4	.1	.2	.3	7.1
Nylon (60 - 89 denier)		2282-51513	12/82	95.9	97.8	98.5	.7	1.0	2.5	1.9
Nylon (90 - 210 denier)		2282-51514	12/82	96.8	98.9	98.9	0	2.2	2.2	2.2
Polyester		2282-551	12/82	108.0	111.3	113.9	2.4	8.4	3.0	15.4
Polyester (56 - 89 denier)		2282-55121	12/82	(³)	(³)	118.5	(³)	5.2	5.3	18.5
Polyester (145 - 179 denier)		2282-55123	12/82	108.8	111.5	114.5	2.7	8.8	2.2	15.9
Commission texturing, throwing, plying, etc. of filament yarns		2282-9	12/82	106.3	106.5	106.5	0	.2	1.6	11.0
Commission texturing or throwing of filament yarns		2282-911	12/82	105.4	105.7	105.7	0	.3	.6	12.0
Wool yarn	2283		12/82	99.2	99.3	99.3	0	0	0	-.7
Primary products		2283-P	12/82	99.2	99.2	99.2	0	0	0	-.8
Machine knitting yarns		2283-2	12/82	100.4	100.6	100.6	0	.2	0	.9
Woolen system		2283-234	12/82	101.7	102.0	102.0	0	.3	0	2.0
Sweater yarns		2283-23451	12/82	101.7	102.0	102.0	0	.3	0	2.0
Worsted system		2283-235	12/82	98.5	98.5	98.5	0	0	0	-.6
Carpet and rug yarns		2283-3	12/82	99.8	99.8	99.8	0	0	0	-.2
100% wool		2283-369	12/82	(³)	(³)	(³)	(³)	(³)	(³)	(³)

See footnotes at end of table.

Table 4. Producer price indexes for the net output of selected industries and their products—Continued

Industry and product ¹	Industry code	Product code	Index base	Index			Percent change to Mar. 1984 from —			
				Nov. 1983 ²	Feb. 1984 ²	Mar. 1984 ²	Feb. 1984	Dec. 1983	Sep. 1983	Mar. 1983
Men's and boys' suits and coats	2311		12/80	114.4	114.8	115.4	0.6	1.2	1.4	2.8
Primary products		2311-P	12/80	114.2	114.8	115.0	.2	1.0	1.2	2.5
Men's suits		2311-1	12/80	113.5	113.3	113.5	.2	-.2	.1	2.0
Business suits		2311-11	12/80	113.4	113.2	113.4	.2	-.2	.1	2.1
Regular weight business suits		2311-113	12/80	112.5	112.7	113.0	.3	-.1	.4	1.9
All wool		2311-11341	12/80	(³)	(³)	(³)	(³)	(³)	(³)	(³)
Wool blends		2311-11342	12/80	117.5	(³)	118.6	(³)	(³)	1.2	3.9
Fabrics except all wool or wool blends		2311-11344	12/80	109.0	109.3	109.3	0	(³)	.2	(³)
Light weight business suits		2311-117	12/80	115.4	114.3	114.3	0	-.5	-.5	2.5
Fabrics except all wool or wool blends		2311-11744	12/80	(³)	114.9	114.9	0	(³)	(³)	2.6
All wool or wool blends		2311-11747	12/80	114.7	113.9	113.9	0	(³)	-.1	2.4
Men's tailored dress and sport coats and jackets		2311-3	12/80	114.2	113.7	114.1	.3	.4	.6	1.5
Business type dress and sport coats and jackets		2311-321	12/80	113.1	112.5	113.0	.4	.5	.8	1.4
All wool		2311-32141	12/80	(³)	(³)	(³)	(³)	(³)	(³)	(³)
Wool blends		2311-32142	12/80	112.4	114.4	115.4	.8	(³)	(³)	4.3
Fabrics except wool and cotton		2311-32144	12/80	114.5	112.7	113.5	.7	(³)	1.2	1.9
Receipts for contract work on men's and boys' suits and coats		2311-9	12/80	115.1	117.1	117.1	0	1.7	1.7	2.8
Secondary products		2311-S	12/80	117.5	117.5	121.7	3.5	3.5	3.5	5.4
Other secondary products		2311-SSS	12/80	121.6	121.6	130.5	7.3	7.3	7.3	11.7
Men's and boys' separate trousers		2327-S	12/80	114.0	114.0	(³)	(³)	(³)	(³)	(³)
Men's and boys' shirts (except work shirts) and nightwear	2321		06/83	98.6	98.6	98.9	.3	.6	-1.3	(³)
Primary products		2321-P	06/83	97.3	97.4	97.7	.2	.7	-2.1	(³)
Men's and boys' knit outerwear sport shirts, including sweat shirts		2321-2	06/83	95.5	95.2	95.8	.7	.7	-4.7	(³)
Men's knit outerwear sport shirts, except sweat shirts		2321-211	06/83	93.0	92.8	93.5	.7	.6	-6.3	(³)
All cotton and chiefly cotton		2321-21115	06/83	100.0	99.8	99.8	0	(³)	-.2	(³)
All manmade and chiefly manmade fibers		2321-21117	06/83	84.1	84.1	85.6	1.8	1.8	-14.0	(³)
Boys' knit outerwear sport shirts, except sweat shirts		2321-225	06/83	102.4	101.7	102.2	.5	.9	-.3	(³)
All cotton and chiefly cotton		2321-22526	06/83	105.0	(³)	104.5	(³)	1.7	-.8	(³)
All manmade and chiefly manmade fibers		2321-22527	06/83	100.0	101.4	100.8	-.6	(³)	(³)	(³)
Men's and boys' dress and woven sport shirts, including uniform shirts		2321-4	06/83	99.3	99.3	99.5	.1	.4	.2	(³)
Men's dress and business shirts and collars		2321-417	06/83	98.7	98.2	98.4	.1	.2	-.3	(³)
All cotton and chiefly cotton		2321-41718	06/83	100.2	99.5	99.6	.1	.2	-.6	(³)
All manmade and chiefly manmade fibers		2321-41721	06/83	98.3	97.8	98.0	.2	.2	-.1	(³)
Men's woven sport shirts		2321-427	06/83	100.0	100.7	100.7	0	.7	.7	(³)
All cotton and chiefly cotton		2321-42713	09/83	(³)	100.5	100.5	0	(³)	.5	(³)
All manmade and chiefly manmade fibers		2321-42714	06/83	100.0	100.8	100.8	0	.8	.8	(³)
Contract work on men's and boys' shirts and nightwear		2321-9	06/83	93.7	95.4	95.0	-.4	1.4	-5.1	(³)
Contract work on men's and boys' shirts and collars		2321-913	06/83	93.7	95.4	95.0	-.4	1.4	-5.1	(³)
Miscellaneous receipts		2321-M	06/83	103.5	105.1	105.1	0	3.2	1.6	(³)
Resales		2321-Z89	06/83	103.5	105.1	105.1	0	(³)	1.6	(³)
Secondary products		2321-S	06/83	103.6	103.7	103.7	0	.1	.9	(³)
Men's and boys' underwear	2322		06/82	101.8	103.5	103.3	-.1	1.3	1.6	2.9
Primary products		2322-P	06/82	101.1	102.8	102.6	-.2	1.4	1.4	3.0
Men's and boys' knit underwear		2322-A	06/82	102.9	103.3	103.3	0	.4	.4	2.6
Knit shorts and briefs, except thermal		2322-4	06/82	101.5	102.5	102.5	0	1.0	1.0	2.6
Cotton/polyester blended fabric		2322-466	06/82	101.1	101.2	101.2	0	.1	.1	(³)
Men's and boys' neckwear	2323		12/83	(³)	102.6	102.8	.1	2.8	(³)	(³)
Primary products		2323-P	12/83	(³)	102.8	102.9	.1	2.9	(³)	(³)
Men's and boys' neckties		2323-12	12/83	(³)	102.8	102.9	.1	2.9	(³)	(³)
All silk		2323-121	12/83	(³)	100.4	100.4	0	.4	(³)	(³)
All polyester		2323-127	12/83	(³)	104.2	104.2	0	4.2	(³)	(³)
Other fabrics, including blends		2323-129	12/83	(³)	100.6	100.6	0	.6	(³)	(³)
Men's and boys' neckwear, n.e.c., including mufflers and scarfs		2323-149	12/83	(³)	100.0	102.2	2.2	2.2	(³)	(³)
Miscellaneous receipts		2323-M	12/83	(³)	100.0	(³)	(³)	(³)	(³)	(³)
Contract work		2323-Y99	12/83	(³)	100.0	(³)	(³)	(³)	(³)	(³)
Men's and boys' separate trousers	2327		12/81	104.9	104.7	104.7	0	1.0	2.3	.2
Primary products		2327-P	12/81	104.0	103.4	103.5	.2	.8	1.9	.3
Men's and boys' dress and sport trousers and dress shorts		2327-1	12/81	104.2	103.5	103.6	.2	1.0	2.3	-.4
Men's dress and sport trousers, except uniform		2327-112	12/81	105.4	104.7	104.9	.2	1.0	2.1	2.2
All wool and wool blends		2327-1121	12/81	103.9	104.6	104.6	0	.7	.5	1.1
Woven construction		2327-11213	12/81	106.5	107.7	107.7	0	1.1	.7	1.8
All cotton and cotton blends		2327-1123	12/81	107.0	103.8	103.8	0	.2	2.6	2.6
Woven construction		2327-11233	12/81	107.0	103.8	103.8	0	.2	2.6	2.6
Fabrics other than wool and wool blends or cotton and cotton blends		2327-1129	12/81	104.9	105.1	105.4	.3	1.4	2.0	-.9
Knit construction		2327-11291	12/81	110.3	108.0	108.0	0	0	1.2	(³)
Woven construction		2327-11293	12/81	101.2	103.1	103.7	.6	2.5	2.6	2.8
Boys' dress and sport trousers, including uniform		2327-157	12/81	96.1	94.4	94.4	0	.3	4.0	-4.7
All cotton and cotton blends, other than wool		2327-15752	12/81	104.2	101.8	101.8	0	.4	5.4	(³)
Receipts for contract work on men's and boys' trousers		2327-9	12/81	102.9	103.1	103.1	0	.1	.4	3.1
Receipts for contract work on men's and boys' trousers		2327-911	12/81	102.9	103.1	103.1	0	-.1	.4	3.1
Secondary products		2327-S	12/81	106.5	108.6	107.6	-.9	.7	.5	.5
Other secondary products		2327-SSS	12/81	101.5	103.3	101.6	-1.6	(³)	1.1	1.1
Men's and boys' work clothing		2328-S	12/81	113.5	116.0	116.0	0	1.7	-.3	(³)

See footnotes at end of table.

Table 4. Producer price indexes for the net output of selected industries and their products—Continued

Industry and product ¹	Industry code	Product code	Index base	Index			Percent change to Mar. 1984 from —			
				Nov. 1983 ²	Feb. 1984 ²	Mar. 1984 ²	Feb. 1984	Dec. 1983	Sep. 1983	Mar. 1983
Men's and boys' work clothing	2328		12/81	101.4	102.2	101.9	-0.3	0.8	1.6	2.8
Primary products		2328-P	12/81	102.0	102.5	102.4	-.1	.7	1.7	2.6
Men's and boys' work shirts		2328-1	12/81	99.6	102.3	102.4	.1	2.8	2.9	2.9
Men's and boys' work shirts		2328-111	12/81	99.6	102.3	102.4	.1	2.8	2.9	2.9
Men's and boys' jeans and jean cut casual slacks		2328-3	12/81	101.4	101.7	101.5	-.2	.5	1.5	2.4
Men's jeans and jean cut casual slacks		2328-351	12/81	101.3	101.4	101.5	.1	.3	2.0	2.8
Denim		2328-35126	12/81	101.9	101.8	101.9	0	.1	2.1	3.3
Corduroy		2328-35127	12/81	98.9	99.7	99.7	.1	.7	2.3	2.5
Other fabrics		2328-35129	12/81	102.8	102.8	103.2	.4	.4	.4	.4
Boys' jeans and jean cut casual slacks		2328-352	12/81	102.0	102.6	101.6	-.9	1.2	.3	1.4
Denim		2328-35226	12/81	97.4	104.1	102.7	-1.3	(³)	-.1	1.2
Other fabrics		2328-35229	12/81	110.4	99.8	99.6	-.2	(³)	1.1	1.7
Men's and boys' other work clothing		2328-4	12/81	104.4	106.0	105.6	-.4	1.3	2.1	5.3
Men's other work clothing		2328-451	12/81	103.5	105.4	104.8	-.5	1.3	1.5	3.9
Washable service apparel		2328-45111	12/81	100.7	105.8	102.8	-2.8	2.4	2.3	2.9
One piece work suits		2328-45114	12/81	99.5	100.8	100.8	0	1.0	.5	(³)
Dungarees and overalls		2328-45121	12/81	101.7	103.6	103.9	.3	2.3	2.6	2.8
Work pants		2328-45131	12/81	107.6	109.1	108.1	-.9	.5	.8	6.1
Other work clothing, including jackets		2328-45139	12/81	98.6	99.8	100.3	.5	1.3	2.0	4.1
Boys' other work clothing		2328-452	12/81	111.6	111.6	111.6	0	1.3	6.4	17.0
Receipts for contract work on men's and boys' work clothing		2328-9	12/81	101.7	99.7	100.9	1.2	0	1.5	-1.3
Receipts for contract work on men's and boys' work clothing ..		2328-911	12/81	101.7	(³)	100.9	(³)	0	1.5	-1.3
Secondary products		2328-S	12/81	97.4	98.2	97.6	-.6	.4	.8	0
Men's and boys' separate trousers		2327-S	12/81	101.4	99.5	99.2	-.2	(³)	1.6	(³)
Other secondary products		2328-SSS	12/81	96.7	97.9	97.3	-.7	.5	.6	.1
Men's and boys' clothing, n.e.c.	2329		12/83	(³)	102.0	101.9	-.1	1.9	(³)	(³)
Primary products		2329-P	12/83	(³)	101.8	101.9	.1	1.9	(³)	(³)
Men's and boys' nontailored heavy jackets and coats		2329-1	12/83	(³)	101.8	102.0	.2	2.0	(³)	(³)
Men's heavy nontailored jackets and coats, except uniform		2329-121	12/83	(³)	102.4	102.6	.2	2.6	(³)	(³)
Other fabrics		2329-12103	12/83	(³)	103.2	103.5	.3	3.5	(³)	(³)
Men's uniform heavy nontailored jackets and coats		2329-123	12/83	(³)	100.0	100.0	0	0	(³)	(³)
Men's and boys' swimwear, sweaters, and outerwear n.e.c.		2329-2	12/83	(³)	101.8	101.8	0	1.8	(³)	(³)
Swimwear and athletic shorts		2329-22	12/83	(³)	100.8	100.8	0	.8	(³)	(³)
Men's and boys' athletic shorts		2329-223	12/83	(³)	101.9	101.9	0	1.9	(³)	(³)
Men's and boys' outerwear, n.e.c.		2329-25	12/83	(³)	102.0	102.0	0	2.0	(³)	(³)
Men's light nontailored jackets, except uniform		2329-255	12/83	(³)	102.2	102.2	0	2.2	(³)	(³)
Other fabrics		2329-25503	12/83	(³)	102.2	102.2	0	2.2	(³)	(³)
Boys' light nontailored jackets, except uniform		2329-258	12/83	(³)	101.2	101.2	0	1.2	(³)	(³)
Other fabrics		2329-25803	12/83	(³)	101.2	101.2	0	1.2	(³)	(³)
Other men's and boys' outerwear, n.e.c.		2329-259	12/83	(³)	102.0	102.0	.1	2.0	(³)	(³)
Miscellaneous receipts		2329-M	12/83	(³)	110.4	107.3	-2.8	7.3	(³)	(³)
Contract work		2329-Y99	12/83	(³)	110.4	107.3	-2.8	7.3	(³)	(³)
Secondary products		2329-S	12/83	(³)	100.5	100.6	.1	.6	(³)	(³)
Women's, misses', & juniors' blouses, waists & shirts	2331		06/83	106.7	100.7	106.5	5.8	5.9	1.3	(³)
Primary products		2331-P	06/83	105.6	100.5	106.3	5.7	3.8	1.5	(³)
Women's, misses', & juniors' blouses, waists, & shirts, except knit sport & sweat shirts		2331-7	06/83	108.1	100.8	109.1	8.2	5.4	2.0	(³)
Knit blouses, waists, & shirts		2331-721	06/83	103.1	105.4	105.4	0	2.3	2.3	(³)
Woven blouses, waists, & shirts		2331-723	06/83	111.9	97.4	111.9	15.0	7.7	(³)	(³)
All manmade and chiefly manmade fibers		2331-72317	06/83	111.9	(³)	111.9	(³)	(³)	(³)	(³)
Contract work on women's, misses', & juniors' blouses, waists, & shirts		2331-9	06/83	99.8	99.9	99.8	-.1	0	.1	(³)
Contract work on women's, misses', & juniors' blouses, waists, & shirts		2331-911	06/83	99.8	99.9	99.8	-.1	(³)	.1	(³)
Secondary products		2331-S	06/83	90.5	100.7	100.7	0	11.3	-.6	(³)
Other secondary products		2331-SSS	06/83	102.4	101.3	101.3	0	(³)	-1.1	(³)
Women's, misses', & juniors' outerwear, n.e.c.		2339-S	06/83	76.2	(³)	100.0	(³)	(³)	(³)	(³)
Women's, misses', and juniors' dresses	2335		12/80	108.4	107.4	107.8	.3	.2	.9	.5
Primary products		2335-P	12/80	110.4	109.0	109.4	.3	-.2	.8	.7
Unit priced dresses		2335-1	12/80	110.7	109.3	109.3	0	(³)	.3	(³)
Unit priced - chiefly synthetic		2335-125	12/80	110.7	109.3	109.3	0	(³)	.3	(³)
Contract work on women's and misses' dresses		2335-9	12/80	116.0	113.9	114.1	.2	-1.5	.8	2.1
Secondary products		2335-S	12/80	98.3	100.1	100.1	0	1.9	1.9	2.0
Other secondary products		2335-SSS	12/80	88.3	88.3	(³)	(³)	(³)	(³)	(³)
Women's and misses' suits and coats		2337-S	12/80	108.4	(³)	(³)	(³)	(³)	(³)	(³)
Women's, misses', and juniors' suits and coats	2337		12/82	99.6	99.9	101.2	1.3	1.1	7.6	2.1
Primary products		2337-P	12/82	101.1	101.3	102.1	.7	.6	.3	1.9
Coats, except fur, all leather, and rain		2337-1	12/82	99.6	101.4	102.4	1.0	1.6	.5	2.3
All wool and chiefly wool		2337-122	12/82	99.2	(³)	105.0	(³)	(³)	.9	4.8
All manmade and chiefly manmade		2337-123	12/82	(³)	(³)	(³)	(³)	(³)	(³)	(³)
Suits		2337-2	12/82	100.0	100.0	100.0	0	0	0	0
Other suits, including uniforms		2337-251	12/82	100.0	100.0	100.0	0	0	0	0
Woven		2337-25101	12/82	(³)	(³)	(³)	(³)	(³)	(³)	(³)
Skirts and jackets		2337-4	12/82	103.9	102.7	104.4	1.7	.5	.5	3.7
Skirts, including uniform		2337-41	12/82	105.6	103.6	106.5	2.8	.9	.9	7.0
Woven		2337-415	12/82	(³)	(³)	106.5	(³)	(³)	(³)	7.0
Jackets		2337-42	12/82	101.4	101.4	101.4	0	0	0	-.9
Separate tailored suit-type jackets, including uniform		2337-422	12/82	101.4	101.4	101.4	0	0	0	-1.0

See footnotes at end of table.

Table 4. Producer price indexes for the net output of selected industries and their products—Continued

Industry and product ¹	Industry code	Product code	Index base	Index			Percent change to Mar. 1984 from —			
				Nov. 1983 ²	Feb. 1984 ²	Mar. 1984 ²	Feb. 1984	Dec. 1983	Sep. 1983	Mar. 1983
Women's, misses', and juniors' suits and coats—Continued										
Woven		2337-42201	12/82	(³)	(³)	(³)	(³)	(³)	(³)	(³)
Contract work on women's, misses' and juniors' suits and coats		2337-9	12/82	101.3	101.3	101.3	0	0	0	1.2
Secondary products		2337-S	12/82	95.6	95.7	98.1	2.5	2.4	36.4	2.5
Women's, misses' and juniors' blouses, waists and shirts		2331-S	12/82	(³)	(³)	103.0	(³)	(³)	(³)	(³)
Women's, misses' and juniors' outerwear, n.e.c.		2339-S	12/82	91.5	91.9	93.7	2.0	(³)	(³)	(³)
Women's, misses', and juniors' outerwear, n.e.c.										
Primary products	2339	2339-P	06/83	99.2	97.5	97.5	0	-1.7	-1.7	(³)
Slacks		2339-5	06/83	99.7	98.2	98.1	0	-1.7	-1.6	(³)
Jean-cut casual slacks		2339-541	06/83	98.8	95.1	95.1	0	-3.8	(³)	(³)
All cotton and chiefly cotton		2339-54101	06/83	96.1	96.1	96.1	0	0	(³)	(³)
Other slacks		2339-565	06/83	96.1	96.1	96.1	(³)	0	(³)	(³)
Knit fabric		2339-5651	06/83	100.0	94.7	94.7	0	-5.3	(³)	(³)
Fabric other than all cotton and chiefly cotton		2339-56512	06/83	100.0	100.0	100.0	0	0	(³)	(³)
Woven fabric		2339-5652	06/83	(³)	90.6	90.6	0	(³)	(³)	(³)
All cotton and chiefly cotton		2339-56521	06/83	(³)	(³)	(³)	(³)	(³)	(³)	(³)
Fabric other than all cotton and chiefly cotton		2339-56522	06/83	(³)	(³)	(³)	(³)	(³)	(³)	(³)
Contract and commission work on women's, misses', and juniors' outerwear, n.e.c.		2339-9	06/83	101.6	102.7	102.7	-.1	.8	1.0	(³)
Secondary products		2339-S	06/83	98.9	99.0	99.0	0	0	0	(³)
Women's, misses', and juniors' blouses, waists, and shirts		2331-S	06/83	100.0	100.0	100.0	0	(³)	0	(³)
Women's, misses', and juniors' suits, skirts, and coats		2337-S	06/83	96.1	96.1	96.1	0	0	0	(³)
Women's and children's underwear and nightwear										
Primary products	2341	2341-P	06/82	102.4	104.4	103.7	-.7	.8	1.3	2.1
Underwear		2341-2	06/82	103.5	105.8	105.1	-.6	1.3	1.8	3.1
Women's underwear		2341-21	06/82	104.0	106.8	104.2	-2.4	.4	.7	1.6
Slips, half slips, and petticoats		2341-211	06/82	103.7	106.5	103.3	-3.0	-.2	.1	1.1
Chiefly synthetic fibers		2341-2113	06/82	101.6	105.6	98.4	-6.8	-2.7	-1.8	-1.0
Knit		2341-21131	06/82	101.6	105.6	98.4	-6.8	-2.7	-1.8	-1.0
Panties		2341-2119	06/82	102.3	106.1	98.8	-6.8	-2.7	-1.4	-.2
Chiefly synthetic fibers		2341-2119	06/82	105.0	107.0	106.6	-.3	1.6	1.4	2.0
Chiefly other fibers		2341-21361	06/82	104.1	106.3	106.0	-.3	1.9	2.4	3.1
Other women's underwear		2341-21362	06/82	(³)	(³)	109.0	(³)	(³)	(³)	(³)
Girls', children's and infants' underwear		2341-214	06/82	106.7	107.8	107.8	0	(³)	1.0	6.1
Panties		2341-22	06/82	105.2	108.1	108.1	0	2.8	3.4	3.8
Other girls', children's and infants' underwear		2341-223	06/82	102.4	105.9	105.9	0	3.3	3.5	3.4
Nightwear		2341-225	06/82	109.2	111.3	(³)	(³)	(³)	(³)	(³)
Women's nightwear		2341-3	06/82	102.0	103.9	104.5	.5	1.5	2.3	2.7
Nightgowns		2341-31	06/82	102.2	103.5	104.2	.7	.7	1.9	2.0
Chiefly synthetic fibers		2341-315	06/82	103.0	105.0	106.1	1.1	1.0	3.0	4.8
Knit		2341-3153	06/82	106.4	108.5	109.7	1.1	1.0	3.0	4.8
Woven		2341-31531	06/82	103.0	104.3	105.6	1.2	1.2	2.4	5.4
Other women's nightwear		2341-31532	06/82	(³)	(³)	114.5	(³)	.9	3.7	(³)
Girls', children's and infants' nightwear		2341-317	06/82	101.0	(³)	(³)	(³)	(³)	(³)	(³)
Nightgowns		2341-32	06/82	101.2	105.5	105.5	0	4.3	3.7	5.3
Pajamas		2341-325	06/82	101.8	114.2	(³)	(³)	(³)	(³)	(³)
Contract work on women's and children's underwear and nightwear		2341-326	06/82	100.9	101.9	101.9	0	1.0	1.0	1.7
Contract work on women's and children's underwear and nightwear		2341-9	06/82	107.3	109.4	109.4	0	2.7	2.7	8.1
Contract work on women's and children's underwear and nightwear		2341-911	06/82	107.3	109.4	109.4	0	2.7	2.7	8.1
Secondary products		2341-S	06/82	97.6	95.6	95.8	.3	(³)	-2.2	.1
Brassieres and allied garments										
Primary products	2342	2342-P	06/82	105.0	108.6	109.5	.9	4.0	3.7	4.7
Brassieres		2342-1	06/82	105.0	108.6	109.7	1.0	4.4	4.3	4.3
Bandeau		2342-14	06/82	104.3	106.6	108.3	1.5	3.6	3.4	3.4
Regular strap		2342-141	06/82	104.4	106.6	108.3	1.6	3.6	3.4	3.4
Soft cup		2342-14112	06/82	106.2	112.9	111.3	-1.4	4.9	4.6	4.5
Contour lined cup		2342-14113	06/82	99.7	101.5	101.6	.1	1.9	1.3	.8
Underwire		2342-14114	06/82	118.8	130.3	129.2	-.8	(³)	8.5	8.8
Other, including padded		2342-14119	06/82	102.6	113.0	107.8	-4.6	5.1	5.1	5.1
Strapless, convertible or other bandeau bras		2342-143	06/82	100.0	100.0	100.0	0	0	0	0
Other bras, including long line		2342-15	06/82	105.6	112.3	112.4	0	5.4	5.3	6.3
Girdles, corsets, combinations and accessories		2342-2	06/82	99.1	107.2	107.2	0	4.0	3.9	4.2
Girdles without opening		2342-221	06/82	107.2	114.4	114.5	.1	6.8	6.8	7.0
Corsets, combinations, and accessories		2342-241	06/82	100.5	103.5	103.5	0	3.0	3.0	3.3
Contract work on brassieres and allied garments		2342-9	06/82	101.5	103.2	104.3	1.1	2.7	2.7	2.7
Contract work on brassieres and allied garments		2342-911	06/82	100.0	100.0	100.0	0	0	0	(³)
Secondary products		2342-S	06/82	100.0	(³)	100.0	(³)	0	(³)	(³)
Fur goods										
Primary products	2371	2371-P	12/83	(³)	99.4	99.9	.5	-.1	(³)	(³)
Fur products		2371-1	12/83	(³)	99.8	100.4	.5	.4	(³)	(³)
Mink		2371-111	12/83	(³)	99.8	100.4	.5	.4	(³)	(³)
Fox		2371-113	12/83	(³)	99.8	100.1	.3	.1	(³)	(³)
Other furs		2371-115	12/83	(³)	100.0	102.7	2.7	2.7	(³)	(³)
Housefurnishings n.e.c.										
Primary products	2392	2392-P	06/83	99.1	99.7	100.2	.5	.5	.2	(³)
			06/83	99.3	99.6	100.2	.6	.3	-.1	(³)

See footnotes at end of table.

Table 4. Producer price indexes for the net output of selected industries and their products—Continued

Industry and product ¹	Industry code	Product code	Index base	Index			Percent change to Mar. 1984 from —			
				Nov. 1983 ²	Feb. 1984 ²	Mar. 1984 ²	Feb. 1984	Dec. 1983	Sep. 1983	Mar. 1983
Housefurnishings n.e.c.—Continued										
Housefurnishings, except bedspreads/sets & woven: sheets, pillowcases, towels, washcloths		2392-1	06/83	98.7	98.0	98.7	0.7	-0.9	-1.7	(³)
Shower/bath curtains, including plastic		2392-119	06/83	99.8	82.0	82.0	0	-17.8	-17.8	(³)
Comforters and wadded quilts		2392-123	06/83	98.9	98.0	98.0	0	-1.0	(³)	(³)
Napkins, excluding paper		2392-145	06/83	100.0	91.5	92.8	1.5	(³)	-7.2	(³)
Place mats and place-mat sets, including plastic		2392-147	06/83	100.0	78.4	88.6	13.0	(³)	-11.4	(³)
Bed pillows		2392-151	06/83	98.3	99.9	101.4	1.6	2.7	1.4	(³)
Other materials		2392-15153	06/83	98.3	99.9	101.4	1.6	2.7	1.4	(³)
Fancy pillows and cushions		2392-155	06/83	99.7	105.3	105.3	0	5.6	5.6	(³)
Foam		2392-15557	06/83	101.4	101.4	101.4	0	0	0	(³)
Other materials		2392-15559	06/83	99.1	(³)	(³)	(³)	(³)	(³)	(³)
Mops and dusters		2392-177	06/83	95.6	100.0	101.4	1.4	.7	-8	(³)
Dry mops and dusters, excluding dusting cloths		2392-17771	06/83	103.4	(³)	101.6	(³)	-1.1	-1.3	(³)
Wet mops, except sponge		2392-17773	06/83	(³)	(³)	101.2	(³)	(³)	-1.5	(³)
Other housefurnishings, except bedspreads/sets & woven: sheets, pillowcases, etc.		2392-198	06/83	98.2	101.0	101.5	.4	.6	.4	(³)
Bedspreads and bedsets		2392-6	06/83	101.1	101.1	101.2	0	.1	.1	(³)
Quilted bedspreads and bedsets		2392-622	06/83	101.1	101.1	101.1	0	0	0	(³)
Other fibers		2392-62239	06/83	101.1	101.1	101.1	0	0	0	(³)
Sheets and pillowcases made from woven fabric		2392-8	06/83	99.9	102.9	102.7	-2	2.7	2.6	(³)
Towels and washcloths from woven fabric		2392-9	06/83	99.2	100.2	102.0	1.8	2.5	2.9	(³)
Terry woven towels, sheared and non-sheared		2392-922	06/83	100.6	102.9	102.9	0	2.1	2.5	(³)
Other terry woven towels		2392-92217	06/83	102.5	100.2	101.3	1.1	(³)	1.4	(³)
Miscellaneous receipts		2392-M	06/83	101.5	101.8	103.2	1.4	1.7	1.7	(³)
Resales		2392-Z89	06/83	102.7	102.7	105.2	2.4	2.4	2.4	(³)
Secondary products		2392-S	06/83	96.0	99.9	98.8	-1.1	1.5	1.5	(³)
Other secondary products		2392-SSS	06/83	99.9	99.9	98.3	-1.5	(³)	-3.2	(³)
Automotive trimmings, apparel findings, and related products										
.....	2396		12/83	(³)	99.7	99.8	.1	-2	(³)	(³)
Primary products		2396-P	12/83	(³)	99.7	99.8	.1	-2	(³)	(³)
Men's and boys' suit and coat findings, and hat and cap trimmings		2396-1	12/83	(³)	100.0	100.0	0	0	(³)	(³)
Men's and boys' coat, suit, and trouser findings		2396-111	12/83	(³)	100.0	100.0	0	0	(³)	(³)
Automotive trimmings		2396-2	12/83	(³)	99.6	99.6	0	-4	(³)	(³)
Other trimmings and findings		2396-3	12/83	(³)	100.3	101.5	1.2	1.5	(³)	(³)
Women's and children's apparel trimmings and findings		2396-311	12/83	(³)	100.8	100.6	-1	.6	(³)	(³)
Other trimmings and findings, including furniture trimmings		2396-312	12/83	(³)	100.0	100.0	0	0	(³)	(³)
Bias bindings, except fused or sealed edge		2396-333	12/83	(³)	100.4	104.7	4.3	4.7	(³)	(³)
Miscellaneous receipts		2396-M	12/83	(³)	102.9	102.9	0	2.9	(³)	(³)
Contract work and other miscellaneous receipts		2396-XY9	12/83	(³)	100.0	100.0	0	0	(³)	(³)
Secondary products		2396-S	12/83	(³)	100.6	101.0	.4	1.0	(³)	(³)
Logging camps and logging contractors										
.....	2411		12/81	95.7	98.1	96.0	-2.2	-1	-6	-0.7
Primary products		2411-P	12/81	95.2	97.7	94.3	-3.4	-6	-1.5	-1
Softwood logs, bolts, and timber		2411-1	12/81	93.5	97.4	92.5	-5.0	-1.2	-2.5	-6
Douglas fir		2411-117	12/81	88.8	87.4	85.0	-2.8	-2.8	-5.2	-2.1
Sawlogs and bolts		2411-11744	12/81	84.2	83.9	83.6	-4	-4	-3.5	.4
Softwood, except Douglas fir		2411-12	12/81	96.6	103.9	97.4	-6.3	-4	-9	.3
Southern yellow pine		2411-111	12/81	66.1	66.3	66.3	0	.4	0	1.3
Sawlogs and bolts		2411-11144	12/81	67.3	(³)	67.8	(³)	.7	.1	2.5
Spruce		2411-115	12/81	123.7	(³)	(³)	(³)	(³)	(³)	(³)
Sawlogs and bolts		2411-11544	12/81	(³)	(³)	(³)	(³)	(³)	(³)	(³)
Hemlock		2411-121	12/81	96.7	102.5	86.4	-15.7	(³)	-17.8	(³)
Western red cedar		2411-123	12/81	101.0	152.5	151.1	-1.0	23.1	47.0	39.7
Other softwood log species, n.e.c.		2411-125								
Sawlogs and bolts		2411-12544	12/81	100.5	112.8	107.6	-4.6	8.2	7.1	5.1
Hardwood logs, bolts, and timber		2411-2	12/81	102.9	102.9	103.0	0	0	0	0
Other hardwood log species, n.e.c.		2411-221	12/81	100.0	100.0	100.1	.1	.1	.1	.1
Sawlogs and bolts		2411-22144	12/81	100.0	100.0	100.1	.1	.1	.1	.1
Pulpwood		2411-3	12/81	90.5	88.2	88.5	.4	1.2	1.3	-3.5
Softwood		2411-31115	12/81	85.5	82.1	82.7	.6	1.9	1.6	-5.4
Hardwood		2411-32227	12/81	101.6	101.6	101.6	0	0	.7	0
Contract logging		2411-9	12/81	103.3	103.3	103.3	0	1.0	1.4	2.0
Secondary products		2411-S								
Sawmills and planing mills		2421-S	12/81	107.7	109.1	115.3	5.7	3.4	5.4	-2.1
Sawmills and planing mills										
.....	2421		12/80	98.9	104.3	105.2	.9	4.2	5.6	3.9
Primary products		2421-P	12/80	99.6	105.3	106.1	.8	4.4	5.6	4.4
Hardwood lumber, rough and dressed, except siding		2421-1	12/80	123.2	126.9	127.6	.5	2.5	8.1	19.4
Hardwood rough lumber		2421-12	12/80	124.4	128.6	128.5	-1	3.1	9.0	21.6
Oa-		2421-121	12/80	144.8	152.5	150.6	-1.3	3.1	9.7	26.2
Red, no. 1 common		2421-12111	12/80	160.7	171.7	167.8	-2.3	1.9	7.7	33.5
White		2421-12112	12/80	116.0	129.3	127.9	-1.1	9.4	15.5	(³)
Other Oak		2421-12119	12/80	146.3	145.7	145.8	.1	1.0	8.9	14.7
Poplar		2421-122	12/80	100.3	106.1	111.4	5.1	10.7	11.6	20.5
No. 1 common		2421-12211	12/80	(³)	104.8	104.8	0	(³)	(³)	(³)
Other Poplar		2421-12219	12/80	100.3	100.3	100.3	0	(³)	0	(³)
Hardwood other than Oak and Poplar		2421-129	12/80	110.4	110.8	111.2	.4	1.2	7.5	16.3
Gum		2421-1291	12/80	109.6	108.2	112.3	3.7	3.9	5.4	19.7
No. 2 common		2421-12912	12/80	110.5	119.3	125.4	5.1	13.4	13.4	29.1

See footnotes at end of table.

Table 4. Producer price indexes for the net output of selected industries and their products—Continued

Industry and product ¹	Industry code	Product code	Index base	Index			Percent change to Mar. 1984 from —			
				Nov. 1983 ²	Feb. 1984 ²	Mar. 1984 ²	Feb. 1984	Dec. 1983	Sep. 1983	Mar. 1983
Sawmills and planing mills—Continued										
Other hardwoods		2421-1299	12/80	105.8	106.9	105.5	-1.2	0.1	4.4	9.2
Hardwood, dressed lumber, including ceiling, framing, and matched and shiplapped lumber		2421-13	12/80	117.1	118.0	122.5	3.8	-8	3.1	8.5
Other hardwood species		2421-139	12/80	118.5	117.4	121.9	3.8	1.1	5.3	16.8
Softwood lumber, rough and dressed, except siding		2421-2	12/80	97.7	104.7	105.7	.9	5.5	6.3	3.6
Softwood lumber, rough and dressed, Eastern species, except siding		2421-3	12/80	104.8	109.2	109.3	0	2.5	5.1	5.7
Rough softwood lumber, Eastern species		2421-31	12/80	102.0	101.8	102.4	.6	-1	1.3	6.0
Boards - lumber less than 2 inches in nominal thickness		2421-311	12/80	98.3	98.3	98.3	0	0	0	(³)
Light framing lumber 2 inch nominal thickness only		2421-312	12/80	107.5	106.0	107.3	1.2	(³)	2.2	(³)
Lumber and timbers over 2 inches in nominal thickness		2421-313	12/80	96.3	98.5	98.5	0	.5	1.0	-9
Dressed softwood lumber, Eastern species		2421-32	12/80	106.1	112.6	112.4	-2	3.6	6.8	5.6
Boards - lumber less than 2 inches in nominal thickness		2421-321	12/80	105.2	106.8	107.2	.4	.9	2.7	4.6
Southern Pine		2421-3211	12/80	106.5	107.6	107.9	.3	.8	2.2	3.5
Boards, no. 2		2421-32113	12/80	105.5	105.1	105.1	0	(³)	.1	.1
Other Southern Pine boards		2421-32119	12/80	106.8	112.2	113.4	1.0	2.7	6.4	6.7
Light framing lumber 2 inch nominal thickness only		2421-322	12/80	108.2	117.7	116.9	-6	5.0	8.8	5.7
Southern Pine		2421-3221	12/80	110.3	121.3	119.3	-1.6	3.7	11.9	4.9
Dimension, no. 1		2421-32211	12/80	107.7	113.5	110.2	-2.8	-2.6	8.7	(³)
Dimension, no. 2		2421-32212	12/80	109.6	122.7	119.7	-2.5	4.0	15.4	8.1
Other 2 inch Southern Pine lumber		2421-32219	12/80	107.1	115.9	115.9	0	5.8	6.7	1.7
Lumber and timbers over 2 inch nominal thickness, Eastern species		2421-323	12/80	95.9	99.8	100.8	1.0	2.8	7.6	8.3
Southern Pine		2421-32311	12/80	92.1	96.7	(³)	(³)	(³)	(³)	(³)
Softwood lumber, rough and dressed, Western species		2421-4	12/80	94.1	102.3	103.8	1.4	7.2	7.0	2.5
Rough softwood lumber, Western species		2421-41	12/80	90.5	96.5	95.0	-1.6	2.7	1.4	2.5
Boards - lumber less than 2 inches in nominal thickness		2421-411	12/80	96.7	97.0	97.0	.1	-4	-1.2	-3.1
Light framing lumber 2 inch nominal thickness only		2421-412	12/80	85.3	91.2	92.5	1.4	6.7	6.8	4.9
Lumber and timbers over 2 inches in nominal thickness		2421-413	12/80	92.0	106.3	97.2	-8.5	0	-4.1	6.6
Dressed softwood lumber, Western species		2421-42	12/80	95.7	104.9	107.7	2.7	9.1	9.3	2.5
Boards - lumber less than 2 inches in nominal thickness		2421-421	12/80	92.5	94.1	95.7	1.6	2.0	-3.3	-2.2
Douglas Fir		2421-4211								
Ponderosa Pine		2421-4212	12/80	101.6	104.7	110.6	5.6	5.2	11.8	7.4
No. 3 boards		2421-42121	12/80	80.0	91.0	93.8	3.1	8.8	46.0	25.7
No. 4 boards		2421-42122	12/80	79.5	79.2	79.6	.5	-5	-5.8	25.3
Other boards		2421-42129	12/80	110.6	111.6	119.0	6.6	4.7	7.0	2.7
Western Red Cedar		2421-4214	12/80	119.8	117.1	117.5	.4	1.6	-4.7	3.1
Other boards, Western dressed softwood		2421-4219	12/80	113.9	119.9	120.7	.8	5.6	6.1	30.3
Lumber of 2 inches nominal thickness only		2421-422	12/80	97.3	108.9	113.9	4.6	12.5	15.5	4.7
Douglas Fir		2421-4221	12/80	96.2	109.8	117.6	7.1	14.4	15.5	5.4
Utility 2x4 green		2421-42213	12/80	(³)	(³)	(³)	(³)	(³)	(³)	(³)
Other 2 inch Douglas Fir lumber		2421-42219	12/80	86.2	101.8	98.0	-3.8	1.0	10.4	3.6
Ponderosa Pine		2421-4222	12/80	91.3	101.3	102.5	1.2	11.1	16.0	(³)
White Fir		2421-4224	12/80	92.8	106.3	110.3	3.8	13.1	18.4	1.3
Std. and btr.		2421-42241	12/80	88.8	102.9	106.6	3.6	13.9	21.5	.2
Other 2 inch White Fir lumber		2421-42249	12/80	100.3	112.5	117.2	4.2	12.0	13.6	3.3
Western Hemlock		2421-4225	12/80	95.8	114.7	115.5	.8	18.7	11.4	2.3
Other 2 inch Western Hemlock lumber		2421-42259	12/80	91.1	108.3	111.9	3.4	18.2	15.2	6.7
Redwood 2 inch lumber		2421-4226	12/80	99.7	105.7	107.2	1.5	4.4	16.9	-3.5
Other Western softwood 2 inch lumber		2421-4229	12/80	98.2	111.3	122.7	10.2	15.6	17.6	20.2
Lumber and timbers, over 2 inch nominal thickness		2421-423	12/80	95.6	116.9	107.9	-7.6	8.8	12.2	2.7
Douglas Fir		2421-4231	12/80	88.1	92.7	93.9	1.3	(³)	4.9	-3.6
Other Western softwood timbers		2421-4239	12/80	101.1	(³)	118.4	(³)	(³)	(³)	(³)
Wood chips		2421-5	12/80	87.4	87.0	87.5	.6	.2	.5	-4.3
Short tons		2421-577	12/80	102.0	101.0	101.0	0	-9	-1.0	-2.5
Standard units		2421-578	12/80	67.7	68.2	69.4	1.8	2.4	3.6	(³)
Softwood flooring, siding and other sawmill and planing mill products										
Woodsiding		2421-813	12/80	117.6	120.3	120.4	.1	-5	5.9	9.6
Railway cross ties and mine ties		2421-817	12/80	99.8	102.2	102.3	.2	2.1	-7	5.0
Secondary products		2421-S	12/80	91.6	93.5	94.5	1.1	.3	3.7	3.2
Millwork										
Primary products	2431	2431-P	06/83	100.7	100.5	100.9	.4	.3	1.1	(³)
Wood window units		2431-1	06/83	100.7	100.5	100.6	0	-1	.3	(³)
Double hung		2431-133	06/83	102.3	101.8	101.9	.1	-3	.3	(³)
Awning		2431-134	06/83	99.9	99.9	99.9	0	(³)	0	(³)
Casement		2431-137	06/83	99.4	99.4	99.4	0	0	.4	(³)
All other, including single hung and skylights		2431-145	06/83	100.0	100.0	100.0	0	0	0	(³)
Wood window and door frames and door frames shipped in door units		2431-3								
Door frames		2431-315	06/83	100.5	97.5	101.3	3.9	.9	1.4	(³)
Wood doors, int. and ext., incl. those shipped with glazed sections and in door units		2431-4	06/83	104.3	104.7	104.3	-3	0	2.8	(³)
Panel type, including french doors: douglas fir		2431-411	06/83	108.7	110.4	110.7	.3	.5	7.0	(³)
Panel type, including french doors: western pines		2431-413	06/83	100.7	100.9	100.9	0	.3	.3	(³)
Panel type, including french doors: other species		2431-419	06/83	102.2	104.7	104.7	0	2.4	4.7	(³)
Flush type, hollow core: hardwood faces, incl. lauan, birch, oak, etc.		2431-433	06/83	103.2	103.2	102.9	-3	.1	2.0	(³)
Flush type, hollow core: hardboard faces		2431-435	06/83	102.6	103.4	103.2	-1	1.0	2.5	(³)
Flush type, hollow core: other faces		2431-437	06/83	102.4	104.6	104.6	0	.6	2.2	(³)

See footnotes at end of table.

Table 4. Producer price indexes for the net output of selected industries and their products—Continued

Industry and product ¹	Industry code	Product code	Index base	Index			Percent change to Mar. 1984 from —			
				Nov. 1983 ²	Feb. 1984 ²	Mar. 1984 ²	Feb. 1984	Dec. 1983	Sep. 1983	Mar. 1983
Millwork—Continued										
Flush type, solid composition core: hardwood faces		2431-445	06/83	105.7	103.7	103.7	0	-0.9	2.1	(³)
Flush type, solid core: softwood and other faces		2431-448	06/83	104.0	102.9	(³)	(³)	(³)	(³)	(³)
Other wood doors, incl. garage, screen, storm, combination, and louvre		2431-5	06/83	101.5	101.0	102.1	1.1	.1	1.0	(³)
Garage doors, wood		2431-561	06/83	100.6	100.6	100.6	0	0	0	(³)
Louvre doors, wood		2431-581	06/83	107.1	106.9	(³)	(³)	(³)	(³)	(³)
Bi-fold doors, wood		2431-584	06/83	102.8	100.3	102.8	2.5	-8	-4	(³)
Sliding patio doors, wood		2431-585	06/83	101.9	101.9	101.9	0	0	1.0	(³)
Other wood doors, incl. storm, cabinet, toilet, grain, etc.		2431-598	06/83	99.4	98.7	102.9	4.3	3.2	3.5	(³)
Wood moldings (standard) except prefinished moldings made from purchased moldings		2431-6	06/83	94.8	94.3	94.2	-1	0	-5	(³)
Pine		2431-621	06/83	92.1	91.5	91.4	-1	-6	-2.0	(³)
Hardwood, including lauan		2431-651	06/83	110.5	111.3	111.0	-3	3.4	8.9	(³)
Other millwork products incl. window screens and architectural millwork		2431-8	06/83	104.2	104.7	104.8	.1	.3	2.1	(³)
Hardwood stairwork, incl. treads, risers, balusters, brackets, crooks, newels, rails, etc.		2431-825	06/83	102.7	104.5	104.7	.2	1.9	3.4	(³)
Exterior wood blinds, shutters and screens, with or without hardware		2431-831	06/83	95.0	97.0	97.3	.3	-2.7	-2.7	(³)
Other architectural millwork products incl. interior millwork		2431-898	06/83	105.8	105.7	105.7	0	.3	.7	(³)
Miscellaneous receipts		2431-M	06/83	101.6	100.7	101.3	.6	1.0	.4	(³)
Resales		2431-Z89	06/83	101.6	100.7	101.3	.6	1.0	.4	(³)
Secondary products		2431-S	06/83	101.3	102.2	102.7	.5	.9	2.8	(³)
Other secondary products		2431-SSS	06/83	101.7	103.0	103.6	.6	1.2	3.7	(³)
Metal doors, sash, and trim		3442-S	06/83	100.0	100.0	100.0	0	0	0	(³)
Softwood plywood	2436		12/80	92.7	95.9	94.8	-1.1	.3	2.7	1.5
Primary products		2436-P	12/80	87.5	90.4	89.4	-1.2	.2	2.5	1.1
Specialty softwood plywood		2436-3	12/80	95.7	98.7	99.0	.3	-.9	1.9	5.0
Softwood veneer		2436-4	12/80	75.0	81.9	81.0	-1.1	-1.1	13.4	6.5
Softwood plywood sheathing		2436-5	12/80	90.4	91.2	89.7	-1.7	-1.4	-.4	-1.0
Western and inland softwood plywood sheathing		2436-511	12/80	88.9	91.2	90.6	-.7	.5	3.4	3.5
Western and inland CDX		2436-51121	12/80	82.0	85.4	84.6	-1.0	.1	5.3	.9
Southern softwood plywood sheathing		2436-522	12/80	92.3	91.2	88.6	-2.8	-3.7	-4.7	-6.1
Southern CDX		2436-52231	12/80	94.0	92.7	90.4	-2.6	-3.8	-4.2	-4.7
All other southern sheathing, interior		2436-52232	12/80	85.6	83.7	81.8	-2.2	-2.9	-5.3	-8.7
All other southern sheathing, exterior		2436-52233	12/80	89.6	89.4	85.9	-4.0	-3.6	-5.9	-9.7
Sanded softwood plywood		2436-6	12/80	84.6	91.3	91.3	0	5.7	6.5	4.1
Western and inland sanded softwood plywood		2436-611	12/80	84.0	91.9	91.5	-.5	6.2	8.0	5.4
Western and inland A-C, exterior		2436-61121	12/80	81.8	91.2	90.3	-1.0	6.2	12.1	7.0
All other western and inland sanded, interior		2436-61122	12/80	82.0	90.5	91.3	.8	8.1	14.2	8.0
Southern sanded plywood, exterior		2436-62202	12/80	(³)	88.3	90.3	2.2	(³)	(³)	(³)
Secondary products		2436-S	12/80	113.7	120.1	119.2	-.8	.3	6.3	4.7
Structural wood members, n.e.c.	2439		06/81	103.4	104.8	106.0	1.2	1.6	1.1	2.8
Primary products		2439-P	06/81	103.4	104.5	105.7	1.2	1.2	.6	2.4
Fabricated structural wood products		2439-1	06/81	103.4	104.5	105.7	1.2	1.2	.6	2.4
Glued laminated lumber		2439-131	06/81	98.3	98.0	101.8	3.9	4.2	4.0	11.7
Roof trusses		2439-151	06/81	103.0	104.6	105.3	.7	(³)	-.4	-.4
Other fabricated structural wood products		2439-198	06/81	114.0	114.1	115.1	.8	1.5	2.4	5.8
Floor trusses		2439-19815	06/81	116.7	115.5	117.0	1.2	(³)	2.5	5.9
Other fabricated structural wood products, except floor trusses		2439-19825	06/81	108.7	111.3	111.3	0	.7	2.4	5.4
Miscellaneous receipts		2439-M								
Secondary products		2439-S	06/81	105.5	114.2	115.6	1.2	(³)	10.8	12.4
Mobile homes	2451		06/81	106.3	104.9	104.9	0	-1.1	-.9	0
Primary products		2451-P	06/81	106.4	104.9	104.9	-.1	-1.2	-1.0	-.1
Mobile homes, residential		2451-1	06/81	106.5	105.1	105.0	-.1	-1.2	-1.0	-.1
Single section		2451-13	06/81	106.9	104.3	104.4	.1	-2.2	-1.9	-1.3
Width: 12 ft.		2451-1322	06/81	106.9	102.5	102.5	0	-3.9	-3.9	-3.6
Length: 59 ft. and under		2451-13221	06/81	104.4	104.2	104.2	0	(³)	.1	(³)
Length: 60 ft. - 64 ft.		2451-13222	06/81	107.4	102.2	102.2	0	(³)	-4.6	(³)
Width: 14 ft. and over		2451-1344	06/81	107.1	109.0	109.4	.4	2.0	3.1	4.9
Length: 59 ft. and under		2451-13441	06/81	103.5	103.5	103.5	0	(³)	1.3	(³)
Length: 60 ft. - 64 ft.		2451-13442	06/81	104.9	105.7	105.7	0	(³)	.5	2.6
Length: 70 ft. - 74 ft.		2451-13444	06/81	107.4	110.7	111.6	.8	3.0	4.1	5.1
Length: 75 ft. and over		2451-13445	06/81	113.0	110.9	110.1	-.8	(³)	4.6	11.8
Multi-section		2451-14	06/81	105.0	107.9	107.3	-.6	2.5	2.6	4.2
Doublewide		2451-141	06/81	105.0	108.0	107.3	-.6	2.5	2.6	4.2
24 ft. single story doublewide		2451-1411	06/81	105.5	108.6	107.7	-.8	2.6	2.6	4.3
Length: 49 ft. and under		2451-14111	06/81	103.6	105.8	106.0	-.2	(³)	2.6	4.7
Length: 50 ft. - 59 ft.		2451-14112	06/81	104.6	110.0	106.3	-3.3	(³)	2.8	(³)
Length: 60 ft. - 69 ft.		2451-14113	06/81	106.0	108.2	108.6	.4	(³)	2.6	4.8
Other doublewide		2451-14129	06/81	98.8	(³)	100.8	(³)	(³)	2.0	2.3
Secondary products		2451-S	06/81	103.3	103.4	109.3	5.7	6.0	6.4	7.6
Particleboard	2492		12/82	107.9	111.1	116.1	4.5	8.4	8.4	13.5
Primary products		2492-P	12/82	107.9	111.1	116.1	4.5	8.4	8.4	13.5
Particleboard, platen-type (mat formed)		2492-1	12/82	108.0	111.3	116.4	4.6	8.6	8.6	13.7
Floor underlayment		2492-103	12/82	109.5	123.8	132.8	7.3	24.4	24.1	24.0

See footnotes at end of table.

Table 4. Producer price indexes for the net output of selected industries and their products—Continued

Industry and product ¹	Industry code	Product code	Index base	Index			Percent change to Mar. 1984 from —			
				Nov. 1983 ²	Feb. 1984 ²	Mar. 1984 ²	Feb. 1984	Dec. 1983	Sep. 1983	Mar. 1983
Particleboard—Continued										
5/8-inch thick		2492-10303	12/82	107.1	124.5	134.6	8.1	25.7	23.1	26.2
Mobile home decking		2492-105	12/82	104.0	104.0	104.0	0	0	0	4.6
Shelving		2492-107	12/82	109.4	107.0	106.0	-9	-9	0	.3
Other industrial board		2492-112	12/82	108.6	108.5	113.8	4.9	4.9	4.8	13.1
3/4-inch thick		2492-11211	12/82	111.4	110.7	113.4	2.4	1.5	2.4	13.1
All other thicknesses		2492-11217	12/82	105.6	106.2	113.7	7.1	8.2	6.9	13.2
Other platen-type, including stepping, siding, etc.		2492-119	12/82	99.9	100.7	100.7	0	.7	1.0	(³)
Wood household furniture, except upholstered	2511		12/79	125.1	126.7	127.5	.6	1.6	2.7	4.8
Primary products		2511-P	12/79	126.2	127.4	128.0	.5	1.5	2.4	4.5
Wood living room, library, family room and den furniture		2511-2	12/79	127.0	127.6	128.1	.4	.8	2.5	3.7
Chairs, except dining room (including rockers)		2511-231	12/79	132.3	136.0	140.7	1.9	5.5	6.3	5.2
Tables, except card and telephone tables		2511-241	12/79	126.0	125.5	126.0	.4	.4	2.0	3.8
Desks		2511-251	12/79	124.9	124.9	124.9	0	0	.9	(³)
Credenzas, bookcases, and bookshelves		2511-271	12/79	133.3	136.7	136.7	0	.5	4.6	5.1
Other nonupholstered living room furniture		2511-298	12/79	123.8	124.1	123.8	-3	(³)	2.5	4.1
Wood dining room and kitchen furniture, except cabinets		2511-3	12/79	130.9	133.1	134.1	.7	2.5	3.1	6.3
Tables, dining room, 30 x 40 inches and greater		2511-311	12/79	131.7	132.3	133.2	.7	1.1	2.1	5.7
Chairs, dining room		2511-331	12/79	131.8	135.3	137.0	1.3	4.1	4.2	6.9
Buffets and servers, dining room		2511-351	12/79	128.7	129.0	129.0	0	.4	1.4	5.4
China and corner cabinets, dining room		2511-371	12/79	129.9	133.1	133.3	.1	2.5	3.2	6.5
Other dining room and kitchen furniture		2511-398	12/79	128.9	131.4	131.2	-2	.8	2.3	6.3
Wood bedroom furniture		2511-5	12/79	124.2	125.2	125.7	.4	1.3	2.2	4.0
Beds, headboards and footboards		2511-5A	12/79	124.3	125.4	125.1	-2	1.0	1.9	3.2
Beds, except bunk beds		2511-511	12/79	125.2	125.2	125.2	0	.7	2.4	2.4
Headboards and headboard sets		2511-513	12/79	122.9	124.8	124.3	-4	1.3	1.9	3.9
Dressers, vanities and dressing tables		2511-521	12/79	123.5	125.6	123.8	-1.4	-1	1.0	2.0
Wardrobes and wardrobe-type cabinets		2511-533	12/79	116.5	118.7	127.7	7.5	6.3	5.0	3.9
Chests of drawers		2511-535	12/79	123.3	123.2	124.2	.8	1.0	1.8	5.2
Night tables and stands		2511-561	12/79	129.4	128.7	130.9	1.7	2.4	4.4	7.0
Other nonupholstered bedroom furniture		2511-598	12/79	125.8	128.2	130.8	2.1	4.1	4.0	5.8
Outdoor and unpainted wood furniture		2511-7	12/79	123.9	124.7	125.8	.9	1.6	1.6	4.3
Unpainted wood furniture		2511-741	12/79	120.9	120.9	123.0	1.7	1.7	1.7	4.3
Knockdown or unassembled wood household furniture		2511-761	12/79	(³)	(³)	131.9	(³)	(³)	(³)	(³)
Secondary products		2511-S	12/79	121.1	124.0	127.3	2.6	4.3	3.9	8.3
Other secondary products		2511-SSS	12/79	121.3	124.5	128.1	2.9	5.3	4.7	10.3
Upholstered wood household furniture		2512-S	12/79	118.8	121.0	123.3	1.9	1.6	1.8	3.1
Upholstered wood household furniture	2512		06/82	103.4	104.5	104.4	-1	.8	1.5	2.9
Primary products		2512-P	06/82	103.9	104.8	104.7	-1	.8	1.4	3.1
Upholstered wood household furniture		2512-1	06/82	103.9	104.8	104.7	-1	.8	1.4	3.1
Sofas, davenports, settees, and loveseats		2512-112	06/82	103.4	104.5	104.3	-1	1.0	1.8	3.0
Chiefly cotton		2512-11232	06/82	103.6	103.7	103.7	0	(³)	-1	.3
Chiefly rayon		2512-11233	06/82	98.4	106.1	105.7	-3	6.2	7.2	7.3
Chiefly olefin		2512-11234	06/82	103.5	103.8	103.6	-2	.3	1.8	2.0
Chiefly nylon		2512-11235	06/82	101.1	103.0	102.9	0	1.0	1.8	3.0
Chiefly polyester		2512-11236	06/82	100.6	101.8	101.5	-3	.9	.9	(³)
Other fibers and blends		2512-11237	06/82	112.1	110.3	109.9	-4	.7	1.7	9.0
Chairs, except reclining and rockers		2512-132	06/82	102.9	104.2	104.0	-2	.9	1.5	3.5
Coated fabric, including vinyl		2512-13241	06/82	105.1	105.1	(³)	(³)	(³)	(³)	(³)
Chiefly cotton		2512-13242	06/82	99.7	101.5	101.1	-5	.2	1.5	2.4
Chiefly rayon		2512-13243	06/82	101.2	102.0	102.0	0	.8	.8	.1
Chiefly olefin		2512-13244	06/82	102.8	102.8	102.8	0	(³)	1.6	3.3
Other fibers and blends		2512-13245	06/82	107.7	111.0	110.5	-5	3.1	2.9	8.0
Rockers, including swivel		2512-145	06/82	101.4	101.4	101.4	0	0	0	-1.2
Reclining chairs		2512-154	06/82	106.9	107.2	107.2	0	.4	1.1	4.0
Other upholstered wood household furniture (ottomans, hassocks, etc)		2512-198	06/82	106.6	107.2	106.9	-4	(³)	-7	4.5
Secondary products		2512-S	06/82	99.5	101.3	101.6	.3	1.3	2.1	1.0
Mattresses, bedsprings and sleep furniture	2515		06/83	100.3	100.8	102.0	1.2	2.3	1.2	(³)
Primary products		2515-P	06/83	100.3	101.1	102.4	1.3	2.5	1.5	(³)
Innerspring mattresses other than crib size		2515-1	06/83	99.5	103.3	104.7	1.4	4.9	3.3	(³)
Twin size innerspring mattresses		2515-112	06/83	101.8	104.5	104.6	.1	2.3	2.6	(³)
Queen size innerspring mattresses		2515-113	06/83	100.9	100.8	105.2	4.3	4.8	4.5	(³)
Other size innerspring mattresses, except crib size		2515-114	06/83	96.7	103.8	104.6	.7	7.2	3.3	(³)
Foundations		2515-3	06/83	100.7	98.5	98.1	-4	-1.0	-3.0	(³)
Box springs		2515-311	06/83	100.6	98.1	97.9	-2	-9	-3.6	(³)
Other foundations, including foam, spring cushions, and hospital bedsprings		2515-379	06/83	100.7	100.0	98.9	-1.2	-1.6	-3	(³)
Convertible sofas		2515-4	06/83	102.4	102.6	102.6	0	.3	3.1	(³)
Made from purchased mattresses, including interplant transfers		2515-421	06/83	104.9	104.8	104.8	0	-1	4.6	(³)
Made from mattresses produced at the same establishment		2515-431	06/83	98.9	99.7	99.7	0	.8	1.1	(³)
Secondary products		2515-S	06/83	100.6	100.3	102.0	1.7	1.3	2.2	(³)
Wood household furniture, upholstered		2512-S	06/83	101.0	102.5	(³)	(³)	(³)	(³)	(³)
Other secondary products		2515-SSS	06/83	100.1	97.1	101.2	4.3	(³)	.8	(³)
Metal office furniture	2522		12/79	132.0	132.8	132.7	-1	.4	1.2	1.6
Primary products		2522-P	12/79	131.7	132.3	132.4	.1	.4	1.7	2.1
Seating		2522-1	12/79	130.8	131.2	131.2	0	.3	3.0	2.5
All other chairs, except stacking		2522-115	12/79	130.2	130.7	130.6	0	(³)	3.9	3.1

See footnotes at end of table.

Table 4. Producer price indexes for the net output of selected industries and their products—Continued

Industry and product ¹	Industry code	Product code	Index base	Index			Percent change to Mar. 1984 from —			
				Nov. 1983 ²	Feb. 1984 ²	Mar. 1984 ²	Feb. 1984	Dec. 1983	Sep. 1983	Mar. 1983
Metal office furniture—Continued										
Desks		2522-2	12/79	136.2	137.1	137.0	-0.1	0.8	2.2	3.4
Executive desks		2522-221	12/79	144.0	145.4	145.4	0	(³)	(³)	(³)
Clerical and secretarial desks		2522-231	12/79	133.0	133.7	133.6	-1	.5	2.4	4.1
Cabinets and cases		2522-3	12/79	130.3	131.3	131.5	.2	.6	.8	.6
Letter file cabinets		2522-311	12/79	130.1	131.4	131.8	.3	(³)	5.2	3.7
Other vertical file cabinets		2522-316	12/79	137.3	138.9	138.8	-1	1.2	1.2	2.5
Horizontal file cabinets		2522-317	12/79	122.8	124.3	124.9	.5	1.1	-3.8	-2.6
Other metal office furniture		2522-4	12/79	131.5	131.3	131.3	0	-2	1.2	3.2
Tables and stands		2522-411	12/79	119.1	119.1	119.1	0	0	0	3.2
Modular units		2522-421	12/79	130.4	129.8	129.8	0	(³)	3.2	(³)
Miscellaneous metal office furniture		2522-498	12/79	139.8	139.8	139.8	0	0	.2	3.5
Secondary products		2522-S	12/79	131.1	135.1	132.7	-1.7	.8	-5.5	-3.5
Wood partitions and fixtures										
	2541		12/83	(³)	102.2	103.9	1.7	3.9	(³)	(³)
Primary products		2541-P	12/83	(³)	102.0	104.5	2.5	4.5	(³)	(³)
Plastic laminated fixture tops		2541-2	12/83	(³)	100.0	112.3	12.3	12.3	(³)	(³)
Wood fixtures for stores, banks, and offices, and other wood fixtures		2541-3	12/83	(³)	103.0	102.3	-6	2.3	(³)	(³)
Custom store fixtures (retail), except food stores		2541-33A								
Other fixtures and displays		2541-334	12/83	(³)	104.9	103.8	-1.0	3.8	(³)	(³)
Other wood fixtures, including miscellaneous display fixtures		2541-398	12/83	(³)	100.0	100.0	0	0	(³)	(³)
Secondary products		2541-S	12/83	(³)	100.0	100.0	0	0	(³)	(³)
Metal partitions and fixtures										
	2542		12/83	(³)	100.9	100.9	0	.9	(³)	(³)
Primary products		2542-P	12/83	(³)	100.9	100.9	-1	.9	(³)	(³)
Metal shelving and lockers		2542-2	12/83	(³)	101.0	101.0	0	1.0	(³)	(³)
Metal shelving		2542-23	12/83	(³)	101.3	101.3	0	1.3	(³)	(³)
Commercial shelving (factories, stores, etc.)		2542-233	12/83	(³)	100.0	100.0	0	0	(³)	(³)
Metal storage racks and accessories		2542-3	12/83	(³)	100.2	100.3	.1	.3	(³)	(³)
Other metal racks, including conventional pallet racks and accessories		2542-349	12/83	(³)	100.3	99.8	-5	-2	(³)	(³)
Metal fixtures for stores, banks, offices, and miscellaneous fixtures		2542-4	12/83	(³)	101.7	101.4	-3	1.4	(³)	(³)
Store fixtures (retail), except for food stores		2542-46A	12/83	(³)	104.0	103.2	-8	3.2	(³)	(³)
Custom fixtures		2542-463	12/83	(³)	(³)	102.9	(³)	2.9	(³)	(³)
Manufacturers' standard fixtures		2542-465	12/83	(³)	104.1	103.5	-6	3.5	(³)	(³)
Other metal fixtures, including clothing racks and miscellaneous display fixtures		2542-498	12/83	(³)	100.0	100.0	0	0	(³)	(³)
Secondary products		2542-S	12/83	(³)	100.4	101.2	.8	1.2	(³)	(³)
Pulp mills										
	2611		12/82	102.0	105.4	107.5	1.9	7.5	9.8	10.0
Primary products		2611-P	12/82	103.9	106.7	108.6	1.8	6.6	8.6	10.3
Special alpha and dissolving woodpulp		2611-1	12/82	98.0	98.0	98.0	0	0	0	-1.4
Other pulp, including pulpmill byproducts, except tall oil		2611-2	12/82	106.9	111.1	113.9	2.6	9.7	12.7	16.2
Woodpulp		2611-21	12/82	105.9	111.5	113.8	2.1	9.7	12.6	16.3
Sulfite woodpulp		2611-211								
Bleached sulfite woodpulp		2611-21116	12/82	103.6	(³)	(³)	(³)	(³)	(³)	(³)
Sulfate woodpulp		2611-213								
Bleached sulfate woodpulp		2611-2133	12/82	106.3	112.3	114.5	1.9	9.4	12.0	17.1
Bleached sulfate woodpulp, softwood		2611-21331	12/82	101.8	109.5	111.8	2.1	10.8	12.7	16.6
Bleached sulfate woodpulp, hardwood		2611-21335	12/82	117.7	119.6	121.3	1.4	(³)	10.2	18.5
Groundwood pulp		2611-216	12/82	109.5	122.6	118.4	-3.4	8.1	17.7	(³)
Stone groundwood and refiner woodpulp		2611-21664	12/82	109.5	122.6	118.4	-3.4	(³)	17.7	(³)
Pulp, other than woodpulp, and misc. pulpmill products, n.e.c.		2611-28	12/82	115.5	107.0	114.8	7.3	10.3	13.9	15.3
Other pulp		2611-285	12/82	103.5	113.7	113.3	-4	(³)	10.5	(³)
Paper mill products except building paper										
	2621		06/81	104.8	108.1	108.8	.7	3.7	4.6	7.5
Primary products		2621-P	06/81	104.8	108.3	109.1	.7	3.9	4.9	7.8
Tissue paper stock and other machine creped paper stock		2621-A	06/81	107.2	108.1	109.2	1.0	1.8	2.1	3.7
Sanitary paper stock		2621-A1	06/81	107.3	107.9	109.1	1.1	1.6	2.0	3.7
Napkin stock		2621-A51	06/81	100.8	99.3	101.4	2.1	.1	(³)	1.9
Tissue paper stock, excluding sanitary and thin		2621-A81	06/81	105.9	111.2	111.4	.2	(³)	3.8	3.7
Newsprint		2621-1	06/81	102.5	102.5	104.7	2.1	2.1	1.8	5.7
Groundwood paper, uncoated		2621-2	06/81	103.5	105.1	105.1	0	1.5	1.7	4.9
Publication and printing		2621-211	06/81	102.7	104.2	(³)	(³)	(³)	(³)	(³)
Body stock for coating and other converting and miscellaneous groundwood paper		2621-231	06/81	108.4	110.4	(³)	(³)	(³)	(³)	(³)
Clay coated printing and converting paper		2621-3	06/81	108.3	113.1	113.7	.5	4.7	6.2	9.3
Coated one side, except prime-coated body stock for further coating		2621-311	06/81	113.7	117.3	117.0	-2	3.1	3.1	5.6
Coated two sides, except prime-coated body stock for further coating		2621-331	06/81	107.4	112.5	113.2	.7	5.1	7.0	10.2
No. 3 grade		2621-33111	06/81	110.6	115.1	115.4	.3	4.3	4.8	8.6
No. 5 grade		2621-33121	06/81	102.6	108.9	108.9	0	(³)	12.7	12.7
Other grades		2621-33131	06/81	108.3	113.1	114.1	.9	(³)	5.8	9.8
Book paper, uncoated free sheet		2621-4	06/81	102.4	107.2	107.6	.4	4.8	5.5	10.4
Writing, chemical woodpulp		2621-421	06/81	101.6	106.4	106.6	.2	4.7	5.4	12.3
Unwatermarked bond, No. 4 grade		2621-42111	06/81	104.6	106.3	106.0	-3	1.1	1.9	4.3
Other bond, except form bond		2621-42133	06/81	104.7	110.2	110.2	0	(³)	6.0	10.0
Form bond, 15 pound		2621-42155	06/81	100.5	106.7	106.8	.1	6.3	6.3	14.7
Other form bond		2621-42166	06/81	103.9	111.5	111.8	.3	(³)	7.1	12.4

See footnotes at end of table.

Table 4. Producer price indexes for the net output of selected industries and their products—Continued

Industry and product ¹	Industry code	Product code	Index base	Index			Percent change to Mar. 1984 from —			
				Nov. 1983 ²	Feb. 1984 ²	Mar. 1984 ²	Feb. 1984	Dec. 1983	Sep. 1983	Mar. 1983
Paper mill products except building paper—Continued										
Other chemical woodpulp writing paper		2621-42177	06/81	100.7	105.6	107.5	1.8	5.3	10.0	20.4
Publication and printing		2621-441	06/81	102.6	107.6	107.8	.1	4.9	5.5	7.3
Offset		2621-44122	06/81	103.9	108.7	109.0	.3	4.7	5.8	10.4
Other book printing		2621-44133	06/81	101.2	106.5	106.5	0	(³)	5.2	4.3
Body stock for coating, for shipment to establishments without papermaking equipment		2621-451	06/81	99.2	105.3	105.3	0	(³)	6.4	12.6
Cover text		2621-465	06/81	110.7	113.2	116.9	3.3	5.6	6.9	10.1
Cotton fiber paper and thin paper		2621-6	06/81	110.0	113.9	115.5	1.4	4.4	7.3	8.1
Writing, cotton fiber including cotton fiber index		2621-611	06/81	111.6	114.8	118.2	3.0	3.8	8.6	11.1
Thin paper		2621-671	06/81	109.2	113.6	114.3	.7	4.6	6.7	6.7
Packaging and industrial converting paper, unbleached kraft.		2621-7	06/81	97.0	102.9	104.7	1.8	8.0	9.0	11.6
Shipping sack		2621-731	06/81	103.3	106.4	110.1	3.5	(³)	7.1	10.9
Bag and sack, other than shipping sack		2621-751	06/81	90.0	96.8	99.2	2.5	10.2	12.7	11.4
Other converting, 18 pounds and over		2621-761	06/81	100.0	103.5	103.1	-4	3.0	2.8	9.0
Packaging and industrial converting paper, except unbleached kraft.		2621-8	06/81	104.2	108.1	108.7	.6	4.4	4.8	5.0
Wrapping		2621-811	06/81	106.3	110.8	112.1	1.1	(³)	6.0	6.0
Shipping sack, including combination kraft and rope bleached and semibleached		2621-831	08/81	113.4	119.4	119.6	.2	5.5	5.5	5.5
Bag and sack, other than shipping sack		2621-851	06/81	102.3	104.6	105.4	.8	3.0	3.7	4.6
Other converting, 18 pounds and over		2621-861	06/81	100.1	100.8	101.7	.9	(³)	1.7	2.1
Glassine, greaseproof, and vegetable parchment		2621-881	06/81	105.8	114.0	114.0	0	7.7	8.2	8.2
Special industrial paper		2621-9	06/81	104.2	109.0	109.0	0	4.6	5.7	6.4
Secondary products		2621-S	06/81	97.4	98.8	99.5	.7	1.3	0	3.2
Pulp mills		2611-S	06/81	77.2	79.9	81.4	1.9	3.1	-8	1.7
Other secondary products		2621-SSS	06/81	86.1	89.8	89.8	0	(³)	4.8	9.4
Paperboard mills		2631-S	06/81	120.8	120.2	120.2	0	(³)	-5	3.3
Sanitary paper products		2647-S	06/81	99.8	101.8	101.6	-2	(³)	2.0	0
Paperboard mills	2631		12/82	107.0	111.4	112.7	1.1	5.5	8.0	11.7
Primary products		2631-P	12/82	106.4	110.6	111.9	1.2	5.4	7.2	10.8
Unbleached kraft packaging and industrial converting paperboard		2631-1	12/82	108.3	115.4	116.6	1.0	7.8	9.9	13.2
Unbleached linerboard		2631-111	12/82	109.2	116.4	117.6	1.0	7.8	10.1	13.9
42 lb. kraft linerboard		2631-11101	12/82	108.8	115.7	117.7	1.7	8.5	9.8	13.5
Other unbleached linerboard		2631-11102	12/82	109.4	116.8	117.5	.6	7.5	10.3	14.1
Other unbleached kraft packaging and industrial converting paperboard		2631-121	12/82	100.9	106.2	107.9	1.6	7.2	7.3	6.4
Bleached packaging and industrial converting paperboard		2631-2	12/82	103.1	103.6	106.1	2.4	2.9	4.0	7.6
Linerboard		2631-211	12/82	100.4	110.8	110.8	.0	10.4	9.6	10.8
Folding carton-type board		2631-241	12/82	103.5	103.0	103.7	.6	.4	1.8	5.1
Heavyweight cup and round nested food container board		2631-262	12/82	101.8	(³)	(³)	(³)	(³)	(³)	(³)
Other solid bleached board		2631-284	12/82	104.3	109.9	111.8	1.8	7.2	10.6	15.2
Semichemical paperboard		2631-3								
Corrugating medium		2631-321	12/82	108.8	114.7	118.0	2.8	9.3	12.6	15.9
Recycled paperboard		2631-4	12/82	104.9	106.6	106.6	0	1.8	3.3	7.5
Linerboard (<80% virgin fiber)		2631-411	12/82	105.3	112.8	116.0	2.8	9.5	15.7	17.4
Corrugating medium (<75% virgin fiber)		2631-421	12/82	112.4	121.2	122.7	1.3	8.7	12.5	22.4
Container chip and filler board		2631-431	12/82	110.8	116.9	112.7	-3.7	1.9	6.4	12.5
Folding carton: unlined chipboard		2631-443	12/82	103.7	103.7	111.3	7.3	7.3	7.3	11.3
Folding carton: white-lined		2631-445	12/82	102.1	102.1	(³)	(³)	(³)	(³)	(³)
Folding carton: clay-coated		2631-446	12/82	100.0	98.9	99.2	.3	-8	-1	.3
Tube, can and drum paperboard		2631-481	12/82	106.3	106.9	107.8	.8	1.5	1.4	8.1
Other recycled paperboard		2631-487	12/82	103.4	103.5	103.9	.4	.4	.4	3.9
Secondary products		2631-S	12/82	109.9	115.9	116.5	.5	(³)	11.9	16.2
Paper coating and glazing	2641		12/82	103.4	104.2	104.7	.5	1.7	2.0	3.8
Primary products		2641-P	12/82	101.3	102.7	103.2	.6	1.9	2.7	2.7
Printing paper coated at establishments other than where paper was produced		2641-1	12/82	100.7	107.3	107.7	.4	6.7	6.9	6.8
Coated one side (for labels and similar uses)		2641-113	12/82	101.2	108.0	108.7	.7	7.2	7.4	(³)
Coated two sides (for printing of magazines, directories, catalogs, and similar uses)		2641-153	12/82	100.0	106.2	106.2	0	5.8	6.2	(³)
Oiled, waxed, and wax-laminated paper, plain or printed		2641-2	12/82	98.6	100.3	100.5	-2	1.9	3.3	2.4
Oiled and similarly treated paper		2641-211	12/82	99.0	105.4	107.5	2.1	8.3	6.1	7.5
Waxed and wax-laminated paper for packaging uses		2641-216	12/82	98.6	100.0	100.1	.1	1.6	3.1	2.1
Food products		2641-216B								
Single web		2641-21632	12/82	96.7	98.7	98.8	.2	2.2	2.4	1.2
Gummed products		2641-3	12/82	98.4	99.8	99.1	-7	.6	.3	-3
Gummed sealing tape, paper base and reinforced base, used for sealing and securing		2641-312	12/82	97.6	98.8	98.9	.2	1.3	.6	-2
Corrugators' box gummed tape used on manufacturers' joints of corrugated boxes		2641-314	12/82	98.5	97.9	92.0	-6.1	-5.2	-6.2	-6.4
Gummed flat paper, including stock labels, unprinted		2641-331	12/82	100.2	102.9	102.9	0	1.6	2.6	(³)
Pressure sensitive (self adhesive) products, including tape		2641-4	12/82	101.7	102.9	104.4	1.4	2.7	3.3	3.7
Single faced tape		2641-411	12/82	100.9	101.9	102.4	.5	1.4	1.4	1.8
Paper backing, excluding electrical		2641-41113	12/82	100.9	103.2	104.4	1.1	3.5	3.4	3.7
Reinforced and laminated tape, all backings		2641-41153	12/82	100.1	100.4	100.7	.3	.3	.5	.7
Double faced tape		2641-461	12/82	(³)	(³)	(³)	(³)	(³)	(³)	(³)
Pressure sensitive labels, unprinted		2641-475	12/82	103.3	108.7	108.7	0	(³)	7.3	(³)
Pressure sensitive base stock for other than labels		2641-485	12/82	100.9	(³)	102.2	(³)	1.1	(³)	(³)

See footnotes at end of table.

Table 4. Producer price indexes for the net output of selected industries and their products—Continued

Industry and product ¹	Industry code	Product code	Index base	Index			Percent change to Mar. 1984 from —			
				Nov. 1983 ²	Feb. 1984 ²	Mar. 1984 ²	Feb. 1984	Dec. 1983	Sep. 1983	Mar. 1983
Paper coating and glazing—Continued										
Laminated or coated rolls and sheets, for packaging uses, except waxed		2641-7	12/82	101.4	102.0	102.0	0	0.6	2.0	1.7
Other coated and processed paper, except for packaging uses and except waxed		2641-8	12/82	103.2	103.5	103.3	-.2	-.1	.9	1.3
Special coated paper (mica, pyroxylin, lacquer, metallic, etc.) other than foil		2641-821	12/82	108.4	108.9	107.5	-1.2	(^o)	1.4	(^o)
Other coated and processed paper, including soap impregnated paper and plastic coated paper		2641-898	12/82	102.7	103.1	103.1	0	0	1.3	1.7
Secondary products		2641-S	12/82	110.4	111.0	111.2	.2	1.3	1.0	8.2
Bags, except textile bags	2643		12/83	(^o)	102.5	102.9	.4	2.9	(^o)	(^o)
Primary products		2643-P	12/83	(^o)	102.6	103.1	.4	3.1	(^o)	(^o)
Grocers' and variety bags (paper) and wardrobe, shopping, and other bags		2643-1	12/83	(^o)	104.2	104.5	.2	4.5	(^o)	(^o)
Grocers' bags and sacks, paper		2643-113	12/83	(^o)	105.4	105.7	.2	5.7	(^o)	(^o)
Grocers' sacks, paper		2643-1131	12/83	(^o)	104.9	105.2	.3	5.2	(^o)	(^o)
1/6 barrel		2643-11311	12/83	(^o)	107.0	108.5	1.4	8.5	(^o)	(^o)
Grocers' bags, paper		2643-1132	12/83	(^o)	106.8	107.0	.2	7.0	(^o)	(^o)
Greater than 5 lb. but less than 13 lb		2643-11322	12/83	(^o)	107.2	108.0	.7	8.0	(^o)	(^o)
13 lb. or greater		2643-11323	12/83	(^o)	106.3	105.8	-.5	5.8	(^o)	(^o)
Shopping bags, all materials		2643-151	12/83	(^o)	100.7	100.7	0	.7	(^o)	(^o)
Other paper bags, n.e.c. (mothproof, etc.), excluding specialty bags		2643-198	12/83	(^o)	104.5	106.8	2.2	6.8	(^o)	(^o)
Polyethylene combinations, including polyethylene and foil combinations		2643-2	12/83	(^o)	101.2	101.1	0	1.1	(^o)	(^o)
Polyethylene combinations, including polyethylene and foil combinations		2643-2B								
Polyethylene combined with other films by lamination or coating		2643-23	12/83	(^o)	105.0	105.0	0	5.0	(^o)	(^o)
Unsupported film		2643-2C	12/83	(^o)	103.1	102.9	-.2	2.9	(^o)	(^o)
Polyethylene		2643-261	12/83	(^o)	103.1	102.8	-.2	2.8	(^o)	(^o)
Resale household bags, all materials (garbage, lunch, sandwich, etc.)		2643-29	12/83	(^o)	100.1	100.6	.5	.6	(^o)	(^o)
Film		2643-295	12/83	(^o)	(^o)	(^o)	(^o)	(^o)	(^o)	(^o)
Shipping sacks and multiwall bags, all materials, except textile		2643-3	12/83	(^o)	103.9	105.4	1.4	5.4	(^o)	(^o)
Single and double wall		2643-311	12/83	(^o)	101.5	103.6	2.1	3.6	(^o)	(^o)
Multiwall (three or more plies)		2643-351	12/83	(^o)	104.3	105.7	1.3	5.7	(^o)	(^o)
Secondary products		2643-S	12/83	(^o)	101.8	102.0	.2	2.0	(^o)	(^o)
Other secondary products		2643-SSS	12/83	(^o)	100.0	101.3	1.3	1.3	(^o)	(^o)
Miscellaneous plastics products		3079-S	12/83	(^o)	104.1	103.6	-.5	3.6	(^o)	(^o)

Table 4. Producer price indexes for the net output of selected industries and their products—Continued

Industry and product ¹	Industry code	Product code	Index base	Index			Percent change to Mar. 1984 from —			
				Nov. 1983 ²	Feb. 1984 ²	Mar. 1984 ²	Feb. 1984	Dec. 1983	Sep. 1983	Mar. 1983
Sanitary paper products	2647		06/83	100.3	100.6	100.7	0.2	0.5	0.7	(?)
Primary products			06/83	100.3	100.5	100.7	.2	.3	.7	(?)
Sanitary tissue health products		2647-P	06/83	100.0	100.2	100.4	.2	.4	.4	(?)
Table napkins, including plain creped, and facial tissue		2647-22	06/83	99.8	101.8	101.9	.2	1.9	.9	(?)
Industrial (bulk and dispenser type)		2647-221	06/83	99.6	101.0	101.3	.3	1.4	-.6	(?)
Regular type, single ply		2647-221A	06/83	99.4	101.4	101.9	.4	2.0	-.8	(?)
Bulk		2647-22101	06/83	104.7	103.1	103.1	0	-1.6	-1.6	(?)
Facial tissue type, 2 ply or more		2647-22103	06/83	100.0	100.0	100.0	0	0	0	(?)
Toilet tissue		2647-23	06/83	100.2	100.1	100.1	0	0	-.1	(?)
Towels (rolled, folded, or interfolded)		2647-27	06/83	99.8	99.8	100.4	.8	.5	1.1	(?)
Disposable diapers, except diaper liners and adult diapers, paper		2647-287	06/83	100.0	100.0	(?)	(?)	(?)	(?)	(?)
Other sanitary health products, incl. toilet seat covers, bibs, headrests, tray covers, etc.		2647-298	06/83	101.1	101.3	100.7	-.6	.4	-.1	(?)
Secondary products		2647-S	06/83	100.5	101.6	101.6	0	1.7	1.1	(?)
Other secondary products		2647-SSS	06/83	100.5	101.8	101.8	0	1.9	1.2	(?)
Folding paperboard boxes	2651		12/83	(?)	100.8	101.7	.9	1.7	(?)	(?)
Primary products		2651-P	12/83	(?)	100.9	101.9	1.0	1.9	(?)	(?)
Folding paperboard boxes (classified by end use)		2651-1	12/83	(?)	100.9	101.9	1.0	1.9	(?)	(?)
Dry food and produce, incl. pet and animal food (excl. trays and boards for retail pkg.)		2651-114	12/83	(?)	100.8	100.4	-.4	.4	(?)	(?)
Bottled and canned beverages		2651-121	12/83	(?)	100.8	100.8	0	.8	(?)	(?)
Bottled beverages		2651-1211	12/83	(?)	101.2	101.2	0	1.2	(?)	(?)
Alcoholic beverages		2651-12112	12/83	(?)	100.0	100.0	0	0	(?)	(?)
Hardware and household supplies		2651-151	12/83	(?)	100.2	100.2	0	.2	(?)	(?)
Candy		2651-161	12/83	(?)	101.2	102.0	.8	2.0	(?)	(?)
Cosmetics and medicinal products		2651-171	12/83	(?)	100.4	99.0	-1.4	-1.0	(?)	(?)
Cosmetics		2651-17101	12/83	(?)	100.0	100.0	0	0	(?)	(?)
Medicinal products		2651-17102	12/83	(?)	100.6	98.5	-2.0	-1.5	(?)	(?)
Paper goods or products, including book mailers		2651-181	12/83	(?)	(?)	101.8	(?)	1.8	(?)	(?)
All other end uses, n.e.c.		2651-198	12/83	(?)	101.2	106.9	5.6	6.9	(?)	(?)
Secondary products	2651-S	12/83	(?)	100.0	100.5	.5	.5	(?)	(?)	
Other secondary products	2651-SSS	12/83	(?)	100.0	100.0	0	0	(?)	(?)	
Sanitary food containers	2654-S	12/83	(?)	100.0	100.8	.8	.8	(?)	(?)	
Setup paperboard boxes	2652		12/83	(?)	100.5	101.0	.4	1.0	(?)	(?)
Primary products		2652-P	12/83	(?)	100.6	101.0	.5	1.0	(?)	(?)
Setup paperboard boxes (classified by end use)		2652-1	12/83	(?)	100.6	101.0	.5	1.0	(?)	(?)
Textiles, wearing apparel, and hosiery		2652-121	12/83	(?)	100.0	100.0	0	0	(?)	(?)
Department stores and other retail stores		2652-131	12/83	(?)	102.5	102.4	-.2	2.4	(?)	(?)
Confections		2652-141	12/83	(?)	100.3	101.1	.9	1.1	(?)	(?)
Cosmetics, including soap		2652-151	12/83	(?)	100.2	100.2	0	.2	(?)	(?)
Stationery and office supplies		2652-161	12/83	(?)	101.2	101.6	.4	1.6	(?)	(?)
All other end uses, n.e.c.		2652-198	12/83	(?)	100.1	101.0	.8	1.0	(?)	(?)
Secondary products		2652-S	12/83	(?)	100.0	100.0	0	0	(?)	(?)
Corrugated and solid fiber boxes		2653		03/80	108.4	109.4	111.6	2.1	3.0	5.3
Primary products	2653-P		03/80	108.7	109.7	112.0	2.1	3.0	5.3	5.4
Corrugated shipping containers	2653-1		03/80	108.6	109.5	111.5	1.8	2.8	4.8	4.8
For foods and beverages	2653-112		03/80	110.4	110.3	114.0	3.3	4.3	6.6	7.9
For paper and allied products	2653-113		03/80	104.0	105.3	106.3	1.0	.1	3.7	4.0
For glass, clay, and stone products	2653-115		03/80	108.0	109.5	114.7	4.7	6.7	8.2	9.4
For metal products and machinery, equipment and supplies, except electrical	2653-116		03/80	116.1	117.4	118.9	1.3	2.7	5.0	2.7
For electrical machinery, equipment, supplies and appliances	2653-118		03/80	106.5	106.5	108.1	1.4	1.4	.9	1.5
For all other uses not specified above	2653-119		03/80	107.7	109.2	109.8	.5	(?)	4.0	3.0
Corrugated paperboard in sheets and rolls, lined and unlined	2653-3		03/80	109.5	110.9	116.9	5.5	3.7	9.3	10.8
Corrugated and solid fiber pallets, pads, and partitions	2653-4	03/80	110.6	115.2	124.1	7.7	12.8	16.7	18.1	
Newspaper publishing	2711		12/79	146.2	151.2	152.1	.6	4.9	5.3	6.9
Primary products		2711-P	12/79	147.2	152.3	153.2	.6	5.0	5.4	6.8
Circulation		2711-6	12/79	139.1	138.4	140.9	1.8	3.1	3.6	2.1
Subscriptions		2711-61	12/79	146.3	144.0	147.7	2.5	3.6	4.2	5.2
Through intermediary		2711-611	12/79	148.4	145.4	149.6	2.9	3.7	4.5	5.2
Direct to reader		2711-612	12/79	130.9	134.4	133.8	-.4	(?)	2.2	(?)
Single copy sales		2711-62	12/79	124.6	127.1	127.1	0	2.0	2.0	-.4
Through intermediary		2711-621	12/79	130.5	136.1	136.1	0	(?)	4.3	4.3
Direct to reader		2711-622	12/79	119.2	119.2	119.2	0	(?)	0	-11.0
Advertising		2711-7	12/79	149.8	156.6	157.0	.3	5.5	5.9	8.2
Classified advertising		2711-71	12/79	156.8	165.4	165.1	-.1	6.4	7.2	10.3
Commercial advertising		2711-72	12/79	147.5	153.8	154.4	.4	5.2	5.4	7.5
National advertising		2711-721	12/79	172.6	180.9	180.9	0	(?)	4.8	8.4
Other advertising		2711-722	12/79	144.2	150.2	150.9	.5	(?)	5.5	7.4
Miscellaneous receipts		2711-M	12/79	117.8	117.8	117.8	0	.6	1.1	1.3
Resales		2711-Z89	12/79	142.5	142.5	(?)	(?)	(?)	(?)	(?)
Secondary products		2711-S	12/79	124.5	130.2	130.2	0	4.6	4.6	10.0
Other, except preprinted newspaper inserts	2711-SSS	12/79	124.2	130.2	130.2	0	4.8	4.8	10.2	
Periodical publishing	2721		12/79	140.8	143.6	144.6	.7	2.7	3.6	6.9
Primary products		2721-P	12/79	142.0	145.4	146.7	.9	3.3	4.4	7.2
Advertising		2721-A	12/79	144.9	149.5	151.5	1.3	4.9	6.4	8.3

See footnotes at end of table.

Table 4. Producer price indexes for the net output of selected industries and their products—Continued

Industry and product ¹	Industry code	Product code	Index base	Index			Percent change to Mar. 1984 from —			
				Nov. 1983 ²	Feb. 1984 ²	Mar. 1984 ²	Feb. 1984	Dec. 1983	Sep. 1983	Mar. 1983
Periodical publishing—Continued										
Farm periodicals		2721-2	12/79	133.8	140.6	140.6	0	5.1	5.1	5.1
General farm periodicals		2721-211	12/79	129.2	134.5	134.5	0	(³)	4.2	4.2
Business periodicals		2721-4	12/79	140.7	142.9	144.1	.8	2.9	3.9	4.4
Industrial periodicals		2721-411	12/79	140.6	141.1	142.3	.9	1.7	1.7	2.2
Merchandising periodicals		2721-413	12/79	143.6	149.6	149.6	0	4.2	6.9	7.3
Professional periodicals		2721-415	12/79	136.5	138.2	140.8	1.9	4.0	5.2	6.0
General periodicals		2721-6	12/79	147.7	153.4	155.9	1.7	6.0	7.7	10.4
Women's periodicals		2721-643	12/79	139.2	147.4	149.8	1.6	7.6	7.6	10.4
General interest periodicals		2721-653	12/79	148.1	153.5	157.4	2.5	5.9	8.0	9.6
General news periodicals		2721-663	12/79	158.5	160.6	160.6	0	4.1	7.5	(³)
Other periodicals		2721-73	12/79	121.3	125.0	125.0	0	.9	1.4	3.6
Religious periodicals		2721-733	12/79	123.5	123.5	(³)	(³)	(³)	(³)	(³)
Other periodicals, n.e.c.		2721-737	12/79	118.6	126.7	126.7	0	(³)	3.1	(³)
Circulation		2721-C	12/79	138.8	140.6	141.3	.4	1.3	2.1	5.9
General farm periodicals		2721-112	12/79	159.0	(³)	164.5	(³)	3.5	(³)	7.2
Business periodicals		2721-3	12/79	145.4	146.7	149.2	1.7	2.6	2.7	4.5
Industrial periodicals		2721-307	12/79	143.5	143.5	143.5	0	0	0	0
Professional periodicals		2721-317	12/79	144.0	146.3	150.7	3.0	4.7	4.8	8.0
General periodicals		2721-5	12/79	137.6	139.7	140.0	.2	1.0	2.1	6.7
Women's periodicals		2721-54	12/79	135.7	142.0	142.0	0	.3	4.6	10.0
Subscriptions		2721-543	12/79	(³)	(³)	(³)	(³)	(³)	(³)	(³)
Single copy sales		2721-545	02/80	138.6	(³)	(³)	(³)	(³)	(³)	(³)
General interest periodicals		2721-55	12/79	139.9	141.1	141.6	.4	1.6	1.4	5.4
Subscriptions		2721-553	12/79	144.2	145.8	146.7	.6	2.4	2.1	8.7
Single copy sales		2721-555	12/79	133.8	134.4	134.4	0	.5	.5	.7
General news periodicals		2721-56								
Subscriptions		2721-563	12/79	131.5	(³)	(³)	(³)	(³)	(³)	(³)
Other periodicals		2721-7A	12/79	132.3	132.6	132.6	0	.3	.6	1.8
Religious periodicals		2721-703	12/79	142.2	143.0	143.0	0	.6	1.2	3.7
Miscellaneous receipts		2721-M	12/79	120.2	120.2	113.7	-5.3	-5.3	-10.4	7.5
Contract work and other miscellaneous receipts		2721-XY9	12/79	124.4	124.4	117.7	-5.3	-5.3	-10.4	7.5
Secondary products		2721-S	12/79	136.9	136.2	136.6	.3	.4	.2	3.8
Other secondary products		2721-SSS	12/79	179.2	179.2	182.8	2.0	2.0	2.2	(³)
Book publishing		2731-S	12/79	129.6	128.9	128.9	0	.1	-.1	3.2
Book publishing	2731		12/80	124.1	125.2	125.2	0	1.6	2.5	5.2
Primary products		2731-P	12/80	124.7	125.9	125.9	0	1.6	2.5	5.4
Textbooks		2731-1	12/80	132.7	133.9	133.7	-2	1.1	3.3	9.7
Elementary textbooks		2731-1A	12/80	129.0	126.9	126.9	0	1.7	2.7	7.3
Hardbound		2731-111	12/80	129.0	128.1	128.1	0	(³)	2.7	5.6
Paperbound		2731-112	12/80	129.2	(³)	(³)	(³)	(³)	(³)	(³)
High school textbooks		2731-1B	12/80	130.6	131.7	131.7	0	.1	4.8	7.3
Hardbound		2731-113	12/80	131.0	132.2	132.2	0	.1	4.4	7.3
College textbooks		2731-1C	12/80	137.8	140.7	140.2	-4	1.0	3.1	12.1
Hardbound		2731-115	12/80	136.4	138.7	138.3	-3	.4	2.2	9.5
Paperbound		2731-116	12/80	143.5	149.1	148.0	-8	3.3	6.7	23.5
Workbooks		2731-12	12/80	131.5	133.8	133.8	0	1.9	3.8	10.2
Elementary workbooks		2731-121	12/80	126.0	128.3	128.3	0	2.0	3.2	12.6
Technical, scientific and professional books		2731-3	12/80	121.3	124.7	125.1	.3	3.1	3.8	7.2
Medical books		2731-32	12/80	124.3	124.7	128.2	2.7	3.1	3.4	8.5
Hardbound		2731-325	12/80	125.5	126.0	128.4	1.9	2.3	2.7	8.2
Paperbound		2731-327	12/80	115.2	115.2	126.5	9.8	9.8	9.8	11.1
Business books		2731-33	12/80	102.7	102.7	104.4	1.6	1.6	3.1	1.6
Hardbound		2731-335	12/80	100.6	100.6	100.6	0	0	1.8	0
Other technical, scientific and professional books		2731-34	12/80	128.1	132.8	131.3	-1.1	2.5	4.4	4.7
Hardbound		2731-345	12/80	129.0	134.1	131.9	-1.6	2.3	5.0	5.4
Religious books		2731-4	12/80	123.4	124.4	124.4	0	.8	.8	.8
Other religious books		2731-44	12/80	120.2	120.2	120.2	0	0	0	0
Paperbound		2731-447	12/80	127.9	127.9	127.9	0	0	0	0
General books		2731-5	12/80	119.1	119.5	119.1	-3	1.6	1.7	2.3
Mass market books		2731-531	12/80	117.8	117.8	116.8	-9	-1.0	-8	-3.6
Adult trade books		2731-54	12/80	111.7	112.7	112.6	-1	1.0	1.2	2.6
Hardbound		2731-541	12/80	107.4	107.8	107.7	0	.7	1.2	2.0
Paperbound		2731-543	12/80	120.1	122.4	122.0	-3	(³)	1.2	3.7
Juvenile books		2731-55	12/80	110.4	110.4	110.4	0	0	0	0
General reference books		2731-7	12/80	126.4	126.4	128.3	1.5	1.5	1.6	1.5
Subscription reference books		2731-72	12/80	124.1	124.1	125.6	1.2	1.2	1.4	1.4
Encyclopedias		2731-721	12/80	124.1	124.1	125.6	1.2	1.2	1.4	1.4
Other reference books		2731-74	12/80	134.1	134.1	137.4	2.5	2.5	2.0	1.8
Other		2731-749	12/80	150.1	150.1	150.1	0	0	-1.3	-1.3
Secondary products		2731-S	12/80	126.3	128.7	128.7	0	(³)	3.0	3.0
Book printing	2732		12/83	(³)	102.3	102.2	0	2.2	(³)	(³)
Primary products		2732-P	12/83	(³)	102.7	102.7	0	2.7	(³)	(³)
Books, printing and binding, lithographic		2732-2	12/83	(³)	102.8	102.8	-1	2.8	(³)	(³)
College textbooks		2732-2B	12/83	(³)	107.3	107.3	0	7.3	(³)	(³)
Hardbound		2732-225	12/83	(³)	107.3	107.3	0	7.3	(³)	(³)
Technical, scientific, business, and professional books		2732-2C	12/83	(³)	102.6	102.6	0	2.6	(³)	(³)
Hardbound		2732-228	12/83	(³)	(³)	100.0	(³)	0	(³)	(³)
Paperbound		2732-229	12/83	(³)	(³)	105.0	(³)	5.0	(³)	(³)
General consumer and trade books		2732-2D	12/83	(³)	105.0	106.1	1.1	6.1	(³)	(³)

See footnotes at end of table.

Table 4. Producer price indexes for the net output of selected industries and their products—Continued

Industry and product ¹	Industry code	Product code	Index base	Index			Percent change to Mar. 1984 from —				
				Nov. 1983 ²	Feb. 1984 ²	Mar. 1984 ²	Feb. 1984	Dec. 1983	Sep. 1983	Mar. 1983	
Book printing—Continued											
Hardbound		2732-232	12/83	(³)	106.5	108.5	1.8	8.5	(³)	(³)	(³)
Paperbound		2732-234	12/83	(³)	102.7	102.7	0	2.7	(³)	(³)	(³)
All other books, n.e.c. including religious books, dictionaries, atlases, etc.		2732-2F	12/83	(³)	100.7	100.7	0	.7	(³)	(³)	(³)
Hardbound		2732-242	12/83	(³)	101.0	101.0	0	1.0	(³)	(³)	(³)
Paperbound		2732-244	12/83	(³)	100.0	100.0	0	0	(³)	(³)	(³)
Books, printing only or printing and binding, other than lithographic		2732-8									
Printing and binding		2732-82	12/83	(³)	100.0	101.6	1.6	1.6	(³)	(³)	(³)
All other printing processes, including gravure and screen		2732-823	12/83	(³)	100.0	100.9	.9	.9	(³)	(³)	(³)
Paperbound		2732-82355	12/83	(³)	100.0	101.8	1.8	1.8	(³)	(³)	(³)
Pamphlets, workbooks, and tests, printing only or printing and binding		2732-9									
Lithographic printing		2732-91	12/83	(³)	102.2	101.3	-.9	1.3	(³)	(³)	(³)
Workbooks and tests		2732-915	12/83	(³)	106.8	104.1	-2.6	4.1	(³)	(³)	(³)
Printing and binding		2732-91502	12/83	(³)	107.0	104.0	-2.8	4.0	(³)	(³)	(³)
Secondary products		2732-S	12/83	(³)	(³)	100.0	(³)	0	(³)	(³)	(³)
Commercial printing, lithographic		2752-S	12/83	(³)	(³)	(³)	(³)	(³)	(³)	(³)	(³)
Commercial printing, letterpress	2751		06/82	104.4	106.1	106.3	.3	2.1	2.9	4.6	
Primary products		2751-P	06/82	103.6	105.3	105.6	.2	2.1	2.9	4.2	
Labels and printed rolls and sheets for packaging purposes, letterpress		2751-2	06/82	101.6	102.3	102.3	0	.8	1.3	2.2	
Labels, custom and stock, printed, including bordered, made of paper or foil, excluding cloth		2751-2A	06/82	103.3	103.6	103.6	-.1	.2	.9	2.9	
Rolls, pressure sensitive, letterpress		2751-218	06/82	101.1	101.1	101.1	0	(³)	0	.3	
Flexographic pressure sensitive, flat and rolls		2751-219	06/82	104.9	105.5	105.4	-.1	.3	1.2	4.5	
Printed rolls and sheets for packaging purposes		2751-2B	06/82	98.2	99.7	99.8	.1	2.1	2.3	.9	
Polyethylene, letterpress, including flexographic, single web		2751-241	06/82	101.4	104.8	104.8	0	3.5	4.8	(³)	
Other letterpress, including flexographic, multiweb and single web		2751-243	06/82	96.4	97.6	98.0	.5	3.3	2.4	1.3	
Advertising printing, letterpress		2751-5	06/82	100.7	112.2	115.4	2.9	14.8	14.8	15.5	
Direct mail		2751-511	06/82	102.6	103.7	111.6	7.7	9.3	9.3	11.6	
Other advertising printing		2751-598	06/82	(³)	(³)	(³)	(³)	(³)	(³)	(³)	
Other general job printing, letterpress		2751-6	06/82	105.0	106.3	106.3	0	.7	1.8	3.0	
Ticket and coupon printing		2751-644	06/82	114.0	114.0	(³)	(³)	(³)	(³)	(³)	
All other general commercial printing, letterpress, including flexographic, n.e.c.		2751-698	06/82	103.6	106.5	106.5	0	1.3	2.8	4.5	
Screen process printing, except textiles		2751-9	06/82	105.0	106.3	106.6	.3	1.1	1.6	5.1	
Decalcomanias and pressure sensitives, excluding labels		2751-911	06/82	106.8	108.2	108.4	.1	1.2	1.6	7.7	
Labels, excluding labels made of cloth		2751-912									
Pressure sensitive, flat and rolls		2751-91217	06/82	100.9	100.9	100.9	0	(³)	0	(³)	
Display advertising posters		2751-923	06/82	110.3	111.2	112.9	1.5	1.5	2.3	3.4	
Counter and floor displays, point of purchase, and other display material		2751-925	06/82	105.4	107.0	107.0	0	1.5	1.8	3.6	
Printing on metal		2751-981	06/82	104.3	104.7	104.7	0	-1.0	1.9	3.6	
All other screen process printing, n.e.c.		2751-998	06/82	112.1	112.1	113.1	.9	-.4	.9	13.0	
Miscellaneous receipts		2751-M	06/82	110.1	110.4	109.5	-.8	-.6	4.8	4.4	
Contract work and other miscellaneous receipts		2751-XY9	06/82	126.8	126.8	123.8	-2.4	-2.4	14.7	9.6	
Secondary products		2751-S	06/82	109.4	110.9	112.0	1.0	2.5	3.0	7.6	
Paper coating and glazing		2641-S	06/82	110.8	111.3	111.4	.1	.1	2.3	(³)	
Other secondary products		2751-SSS	06/82	110.8	111.9	115.9	3.6	5.1	5.0	8.6	
Commercial printing, lithographic		2752-S	06/82	109.0	110.7	111.2	.5	2.1	2.6	7.0	
Commercial printing, lithographic	2752		06/82	103.4	104.7	105.0	.3	1.5	2.0	3.6	
Primary products		2752-P	06/82	103.4	105.0	105.3	.3	1.7	2.3	4.0	
Magazine and periodical printing, lithographic		2752-1	06/82	102.8	105.5	105.4	-.1	1.9	3.3	4.9	
Magazines and periodicals, excluding Sunday supplements, sheet-fed		2752-112	06/82	105.2	106.1	106.0	-.1	(³)	1.5	(³)	
Magazines and periodicals, excluding Sunday supplements, web-fed		2752-114	06/82	102.2	105.2	105.0	-.2	1.8	3.5	4.4	
Labels and printed rolls and sheets for packaging purposes, lithographic		2752-2	06/82	106.4	106.4	106.4	0	0	.1	5.5	
Labels, custom and stock, printed, excluding cloth		2752-211									
Flat, except pressure sensitive, sheet-fed		2752-21101	08/82	106.5	106.5	106.5	0	0	0	5.9	
Pressure sensitive, flat and rolls		2752-21107	06/82	102.0	102.1	102.1	0	(³)	.8	(³)	
Catalog and directory printing, lithographic		2752-3	06/82	103.5	106.5	106.3	-.1	2.2	3.1	5.3	
Catalogs, sheet-fed		2752-312	06/82	104.1	105.4	105.4	0	(³)	1.1	3.4	
Catalogs, web-fed		2752-314	06/82	103.7	108.6	108.2	-.3	3.6	5.2	8.2	
Telephone directories		2752-317	06/82	(³)	(³)	100.4	(³)	(³)	(³)	(³)	
Other directories, including business reference services		2752-319	06/82	(³)	(³)	106.8	(³)	(³)	(³)	(³)	
Financial and legal printing, lithographic		2752-4	06/82	105.4	106.5	106.7	.1	1.6	2.1	3.7	
Annual reports and other corporate financial printing		2752-413	06/82	104.5	104.3	106.0	1.6	1.7	.6	3.6	
Other financial and legal printing		2752-419	06/82	101.8	103.1	103.1	0	(³)	1.3	2.3	
Bank form printing, excluding checkbooks		2752-427	06/82	106.1	105.6	105.6	0	.1	1.3	(³)	
Advertising printing, lithographic		2752-5	06/82	103.1	104.4	105.1	.7	2.1	2.4	3.2	
Direct mail, sheet-fed		2752-512	06/82	104.8	105.9	107.0	1.1	2.7	3.2	4.0	
Direct mail, web-fed		2752-514	06/82	103.4	105.6	106.3	.7	2.5	3.4	4.2	
Counter and floor displays, point of purchase, and other printed display material		2752-525	06/82	104.2	108.5	108.5	0	(³)	(³)	7.9	

See footnotes at end of table.

Table 4. Producer price indexes for the net output of selected industries and their products—Continued

Industry and product ¹	Industry code	Product code	Index base	Index			Percent change to Mar. 1984 from —			
				Nov. 1983 ²	Feb. 1984 ²	Mar. 1984 ²	Feb. 1984	Dec. 1983	Sep. 1983	Mar. 1983
Commercial printing, lithographic—Continued										
Preprinted newspaper inserts, sections of 2 pages or more		2752-533	06/82	102.5	103.6	103.6	0	(?)	3.4	(?)
Shopping news		2752-541	06/82	105.9	106.8	(?)	(?)	(?)	(?)	(?)
Other advertising printing, sheet-fed		2752-551	06/82	102.6	103.4	104.3	.8	1.3	1.4	2.5
Other advertising printing, web-fed		2752-553	06/82	101.4	103.3	103.8	.5	2.2	2.1	2.0
Other general job printing, lithographic		2752-6	06/82	103.1	104.1	104.5	.4	1.4	1.6	3.5
Newspapers, web-fed		2752-614	06/82	99.1	99.1	99.1	0	0	-1.5	(?)
Calendars and calendar pads		2752-643	06/82	108.6	108.0	108.0	0	.4	1.1	8.0
Ticket, coupon, and food and beverage check printing		2752-644	06/82	102.2	102.2	103.8	1.6	1.6	1.2	1.8
Credit and identification cards, printed		2752-663	06/82	89.5	89.5	89.5	0	(?)	(?)	(?)
Business forms, excluding blank books and looseleaf forms, sheet-fed		2752-692	06/82	103.3	103.0	103.4	.5	.5	1.1	2.5
All other general commercial printing, n.e.c., sheet-fed		2752-697	06/82	104.8	105.8	106.2	.4	(?)	1.9	4.3
All other general commercial printing, n.e.c., web-fed		2752-699	06/82	104.6	108.9	110.9	1.8	(?)	6.5	(?)
Miscellaneous receipts		2752-M	06/82	100.9	101.4	101.4	-1	.5	.5	1.6
Contract work and other miscellaneous receipts		2752-XY9	06/82	99.2	100.8	100.6	-2	1.4	1.4	1.4
Resales		2752-Z99	06/82	101.7	101.7	101.7	0	(?)	0	1.7
Secondary products		2752-S	06/82	103.9	103.8	104.1	.2	.4	.6	1.4
Book printing		2738-S	06/82	(?)	102.2	102.4	.3	.4	.3	1.6
Commercial printing, letterpress		2751-S	06/82	106.2	105.7	106.0	.3	.6	1.0	1.5
Other secondary products		2752-996	06/82	103.0	103.1	103.1	0	-.4	0	.8
Manifold business forms		2791-S	06/82	103.3	104.3	104.8	.4	(?)	2.1	3.1
Typesetting		2791-S	04/83	(?)	100.0	100.0	0	(?)	(?)	(?)
Commercial printing, gravure										
Primary products	2754	2754-P	06/82	102.3	104.1	103.3	-7	.8	1.2	2.4
Magazine and periodical printing, gravure		2754-1	06/82	(?)	101.9	101.9	0	(?)	(?)	(?)
Magazines and periodicals, excluding supplements for Sunday newspapers		2754-133	06/82	(?)	103.0	(?)	(?)	(?)	(?)	(?)
Labels and printed rolls and sheets for packaging purposes, gravure		2754-2	06/82	101.7	101.9	102.0	.2	.3	.4	1.6
Labels, custom and stock, excluding cloth		2754-22	06/82	101.5	101.9	101.9	0	.3	.3	1.6
Flat, except pressure sensitive		2754-221	06/82	101.8	101.8	102.2	.4	.4	.4	1.6
Rolls, except pressure sensitive		2754-224	06/82	101.8	101.8	102.2	.4	.4	.4	1.6
Printed rolls and sheets for packaging purposes, excluding bags, envelopes, pouches, etc.		2754-23	06/82	105.2	105.2	105.2	0	.2	.5	1.6
Paper, single web		2754-232	06/82	102.0	102.0	102.0	0	0	.1	.7
Other, including multiweb structures		2754-235	06/82	109.2	109.2	109.2	0	(?)	.9	(?)
Other general job printing, gravure		2754-4	06/82	102.9	106.3	106.3	0	3.3	3.3	5.0
All other general commercial printing, n.e.c.		2754-698	06/82	101.0	104.2	104.2	0	3.2	3.3	3.5
Gravure plates and cylinders		2754-7	06/82	99.8	99.8	100.6	.8	.8	.8	.9
Secondary products		2754-S	06/82	101.9	102.0	102.7	.7	.7	2.0	2.5
Commercial printing, lithographic		2752-S	06/82	104.7	105.2	106.9	1.6	1.6	2.8	5.0
Other secondary products		2754-996	06/82	(?)	100.0	101.2	1.2	(?)	(?)	(?)
Manifold business forms										
Primary products	2791	2791-P	12/83	(?)	103.1	103.5	.3	3.5	(?)	(?)
Unit set forms		2791-2	12/83	(?)	102.9	103.0	.1	3.0	(?)	(?)
Custom printed		2791-85	12/83	(?)	103.3	103.5	.1	3.5	(?)	(?)
Carbon		2791-853	12/83	(?)	103.5	103.6	.1	3.6	(?)	(?)
Carbonless		2791-855	12/83	(?)	102.5	102.7	.3	2.7	(?)	(?)
Manifold books, including sales, and pegboard accounting systems		2791-8	12/83	(?)	100.0	100.1	.1	.1	(?)	(?)
Sales and other manifold books		2791-313	12/83	(?)	100.0	100.1	.1	.1	(?)	(?)
Custom printed		2791-31342	12/83	(?)	100.0	100.1	.1	.1	(?)	(?)
Custom continuous forms, with or without carbon, marginally punched or not		2761-5	12/83	(?)	103.6	103.6	0	3.6	(?)	(?)
Custom fanfold		2761-531	12/83	(?)	103.1	103.1	0	3.1	(?)	(?)
All other custom printed continuous forms		2991-557	12/83	(?)	103.6	103.6	0	3.6	(?)	(?)
One part		2761-5578	12/83	(?)	103.8	103.6	-2	3.6	(?)	(?)
Multiple parts		2761-5579	12/83	(?)	103.6	103.7	.1	3.7	(?)	(?)
Carbon		2761-55792	12/83	(?)	102.8	102.9	.1	2.9	(?)	(?)
Carbonless		2761-55794	12/83	(?)	107.5	107.5	0	7.5	(?)	(?)
Stock continuous forms		2791-7	12/83	(?)	103.6	104.1	.5	4.1	(?)	(?)
Stock shelf forms		2791-76	12/83	(?)	103.6	104.1	.5	4.1	(?)	(?)
One part		2791-761	12/83	(?)	105.6	106.5	.9	6.5	(?)	(?)
Multiple parts		2791-762	12/83	(?)	102.7	102.9	.2	2.9	(?)	(?)
Carbon		2791-76298	12/83	(?)	102.3	102.3	0	2.3	(?)	(?)
Secondary products		2791-S	12/83	(?)	102.8	104.4	1.6	4.4	(?)	(?)
Commercial printing, lithographic		2752-S	12/83	(?)	103.0	103.3	.3	3.3	(?)	(?)
Other secondary products		2791-998	12/83	(?)	103.9	107.2	3.1	7.2	(?)	(?)
Alkalies and chlorine										
Primary products	2912	2912-P	12/80	107.8	104.8	106.5	1.6	-8	.5	-4.2
Chlorine		2912-1	12/80	104.6	96.5	100.6	4.3	-2.5	-1.7	-11.5
Chlorine gas		2912-111	12/80	110.4	111.9	118.8	6.1	7.6	10.4	25.3
Liquid chlorine		2912-113	12/80	123.1	125.2	137.2	9.6	11.4	14.3	39.2
Sodium hydroxide (caustic soda)		2912-3	12/80	109.0	110.4	116.7	5.7	(?)	9.9	23.7
All other concentrations - liquid		2912-395	12/80	100.7	83.9	87.6	4.4	-10.4	-10.5	-32.2
50 percent regular diaphragm grade		2912-39511	12/80	105.1	85.5	92.5	8.1	(?)	-5.0	-31.2
50 percent from mercury cell		2912-39512	12/80	93.4	80.5	79.2	-1.6	-16.3	-19.3	-34.4
Bead caustic soda		2912-39711	03/82	82.8	82.3	82.2	-1	(?)	-1.6	-2.0
Secondary products		2912-S	12/80	112.9	118.3	116.0	-1.9	(?)	3.7	6.5

See footnotes at end of table.

Table 4. Producer price indexes for the net output of selected industries and their products—Continued

Industry and product ¹	Industry code	Product code	Index base	Index			Percent change to Mar. 1984 from —			
				Nov. 1983 ²	Feb. 1984 ²	Mar. 1984 ²	Feb. 1984	Dec. 1983	Sep. 1983	Mar. 1983
Industrial gases	2813		06/81	106.4	105.5	106.2	0.6	-2.2	-0.5	1.3
Primary products		2813-P	06/81	104.9	105.3	104.9	-4	-2.4	-3	1.4
Acetylene		2813-2	06/81	115.2	115.2	115.2	0	0	0	2.7
Carbon dioxide		2813-3	06/81	124.2	124.5	124.5	0	0	.3	.6
Liquid & gas		2813-311	06/81	114.7	115.2	115.2	0	(?)	.4	1.0
Solid		2813-331	06/81	139.0	(?)	139.0	(?)	(?)	0	.2
Nitrogen		2813-5	06/81	99.2	99.8	98.6	-1.2	-9.4	-1.6	-1
Gas		2813-511	06/81	111.7	114.3	109.6	-4.1	(?)	-5.5	-3
Oxygen		2813-6								
Other industrial gases		2813-7	06/81	108.3	109.1	108.7	-.3	.3	.3	4.8
Miscellaneous receipts		2813-M	06/81	119.2	108.0	117.3	8.7	-9	-2.2	1.2
Inorganic pigments	2816		06/83	101.9	101.6	101.3	-2	-1	1.5	(?)
Primary products		2816-P	06/83	101.8	101.8	101.5	-2	-1	1.7	(?)
Titanium pigments		2816-1	06/83	99.8	99.9	99.9	0	.1	0	(?)
Chrome colors and other inorganic pigments		2816-3	06/83	105.1	105.0	104.3	-.7	-6	4.7	(?)
Chrome colors		2816-31	06/83	100.0	100.0	100.0	0	0	0	(?)
Other chrome colors, incl. chrome green (chrome yellow and iron blue)		2816-319	06/83	100.2	100.2	100.2	0	(?)	0	(?)
Iron oxide pigments		2816-331	06/83	103.4	105.2	105.2	0	.5	5.2	(?)
Colored lead pigments		2816-34	06/83	(?)	116.4	113.3	-2.7	-2.8	(?)	(?)
Litharge		2816-345	06/83	(?)	116.4	113.3	-2.7	-2.8	(?)	(?)
All other color pigments, incl. iron blues, pearl essence, and copper oxides		2816-398	06/83	107.6	105.0	104.0	-.9	(?)	2.1	(?)
Secondary products		2816-S	06/83	103.3	100.3	100.3	0	0	.2	(?)
Other secondary products		2816-SSS	06/83	103.3	100.3	100.3	0	(?)	.2	(?)
Industrial inorganic chemicals, n.e.c.	2819		12/82	100.5	101.0	101.5	.5	1.1	2.9	2.3
Primary products		2819-P	12/82	98.8	99.6	100.0	.4	1.4	1.5	.7
Sulfuric acid (new and fortified)		2819-3	12/82	95.1	93.5	93.5	0	-9	-1.2	-4.3
Other than oleum grades		2819-331	12/82	94.2	93.7	93.7	0	(?)	.1	-3.5
Potassium and sodium compounds (ex. bleaches, alkalies and alums)		2819-7	12/82	104.8	105.5	105.8	.3	1.4	2.0	3.2
Sodium compounds (inc. sodium metal)		2819-7A	12/82	103.3	104.2	104.6	.3	1.6	1.3	1.5
Sodium phosphates		2819-73	12/82	102.7	105.4	105.2	-2	2.1	1.6	3.1
Other selected sodium phosphates (monobasic, dibasic, tribasic, meta- and acid pyro)		2819-739	12/82	101.4	(?)	(?)	(?)	(?)	(?)	(?)
Sodium silicates and silicofluoride		2819-74	04/83	100.7	99.9	99.9	0	-1.0	-.7	(?)
Other selected sodium silicates (water glass and silicofluoride)		2819-746	04/83	100.6	99.6	99.6	0	-1.3	-.8	(?)
Sodium sulfate, sulfide, sulfite and thiosulfate (hypo)		2819-77								
Sodium sulfate		2819-771								
High purity (anhydrous, >97% NaSO ₄)		2819-77101	12/82	107.8	107.8	107.8	0	(?)	5.6	3.9
Sodium metal and other sodium compounds (inc. sod. borate, fluoride, hydrosulfide, etc.)		2819-788	12/82	103.6	103.9	105.3	1.4	3.1	.9	.8
Inorganic chemical catalytic preparations, n.e.c.		2819-8								
Inorganic chemical catalytic preparations, n.e.c.		2819-811	12/82	98.6	99.2	99.4	.2	.8	1.3	-.7
Other industrial inorganic chemicals, n.e.c.		2819-9	12/82	96.8	97.7	98.5	.8	2.0	1.7	-.2
Selected alkali earth metal compounds, n.e.c.		2819-9A	12/82	99.7	101.5	101.5	0	0	-2.1	-.7
Calcium compounds		2819-91	12/82	98.3	100.5	100.5	0	0	-2.6	-2.2
Other calcium compounds, n.e.c. (inc. cal. chloride, carbonate and hypochlorite)		2819-919	12/82	98.9	101.6	101.6	0	0	-2.3	-2.3
Selected metallic mineral compounds, n.e.c.		2819-9F	12/82	97.4	96.8	97.8	1.1	1.5	1.4	-.1
Chromium, manganese, cobalt (ex. cobalt-60), and nickel compounds, n.e.c.		2819-9E2	12/82	96.9	97.0	97.0	0	0	-.8	-3.3
Lead and zinc compounds, n.e.c.		2819-9E3	12/82	105.5	104.6	105.3	.6	2.0	7.1	13.9
Copper, iron and silver compounds, n.e.c.		2819-9E4	12/82	98.2	99.4	104.4	5.1	4.8	1.9	5.0
Other metallic mineral compounds (ex. radioactive isotopes)		2819-9E9	12/82	95.6	94.3	(?)	(?)	(?)	(?)	(?)
Other inorganic chemicals, n.e.c.		2819-9G	12/82	101.7	100.3	102.2	1.8	3.2	3.0	3.0
Radioactive isotopes and compounds (inc. contract work, ex. radiopharmaceuticals)		2819-991	12/82	106.8	(?)	(?)	(?)	(?)	(?)	(?)
Other, inc. reagent from tech. grades, industrial bleaches, gold & titanium compounds		2819-998	12/82	96.5	97.4	98.0	.6	(?)	.9	-.5
Miscellaneous receipts		2819-M	12/82	104.6	104.3	104.3	0	-.4	5.5	5.6
Resales		2819-Z89	12/82	104.6	104.3	104.3	0	-.4	5.5	5.6
Secondary products		2819-S	12/82	99.1	99.8	102.6	2.8	(?)	2.9	2.7
Plastic materials and resins	2821		12/80	111.7	114.5	114.8	.3	2.6	1.4	7.3
Primary products		2821-P	12/80	109.4	112.3	113.0	.7	3.1	1.9	8.9
Thermoplastic resins		2821-3	12/80	109.0	112.2	113.0	.7	3.3	1.7	10.1
Low density polyethylene resins		2821-331	12/80	107.4	113.8	113.6	-.1	5.8	-5.6	31.0
For film and sheeting		2821-33101	12/80	100.0	108.6	108.4	-2	8.5	14.4	40.3
For all other uses		2821-33103	12/80	121.8	125.1	125.1	0	(?)	-29.3	(?)
High density polyethylene resins		2821-341								
For blow molding		2821-34101	12/80	98.1	101.9	101.9	0	3.4	7.6	3.9
Polypropylene resins		2821-351	12/80	117.4	117.5	115.4	-1.8	1.8	3.7	5.8
For injection molding		2821-35101	12/80	120.7	119.8	117.5	-2.0	2.5	3.5	3.2
For fiber and filaments		2821-35102	12/80	112.4	117.3	116.4	-.8	2.0	7.7	16.0
Vinyl and vinylidene resins		2821-371	12/80	112.9	113.2	113.3	.1	-1.1	0	17.8
Homopolymer resins, excluding dispersion		2821-37101	12/80	111.6	111.9	111.9	-.1	-1.5	-.4	19.7
Copolymer resins excluding dispersion		2821-37102	12/80	115.1	115.1	115.7	.8	.5	2.0	15.9
Dispersion resins		2821-37103	12/80	120.7	120.7	121.8	.9	(?)	.8	(?)

See footnotes at end of table.

Table 4. Producer price indexes for the net output of selected industries and their products—Continued

Industry and product ¹	Industry code	Product code	Index base	Index			Percent change to Mar. 1984 from —			
				Nov. 1983 ²	Feb. 1984 ²	Mar. 1984 ²	Feb. 1984	Dec. 1983	Sep. 1983	Mar. 1983
Plastic materials and resins—Continued										
Other non-engineering thermoplastic resins		2821-399	12/80	114.6	116.6	116.7	0.1	(³)	1.2	2.4
Thermosetting resins		2821-4.	12/80	111.6	112.6	113.1	.5	1.9	2.4	3.5
Epoxy resins		2821-411	12/80	125.3	(³)	126.2	(³)	.5	.7	1.0
Phenolic and other tar acid resins		2821-421	12/80	108.1	109.6	110.2	.5	2.3	3.9	5.3
Phenolic molding compounds		2821-42101	12/80	102.2	102.3	102.5	.2	.3	.1	.2
All other phenolic and other tar acid resins		2821-42102	12/80	109.5	111.5	112.1	.6	2.8	4.8	6.5
Polyester resins, unsaturated		2821-431	12/80	110.4	111.2	112.8	1.5	2.6	2.9	3.6
Urea - formaldehyde resins		2821-441	12/80	110.4	110.4	110.4	.1	.1	0	-.9
All other thermosetting resins		2821-499	12/80	110.4	111.4	111.2	-.2	2.2	2.3	4.4
Secondary products		2821-S	12/80	123.4	126.8	124.8	-1.6	(³)	-.5	.8
Synthetic rubber										
Primary production	2822		06/81	99.7	99.5	99.3	-.2	-.3	-.9	.3
Styrene butadiene (SBR)		2822-P	06/81	99.0	98.7	98.4	-.3	-.3	-.9	.2
Styrene butadiene - solid		2822-1	06/81	90.2	89.9	89.9	.0	-.4	-.9	.2
Styrene butadiene - latex		2822-111	06/81	88.9	88.5	88.5	0	-.5	-1.1	.1
Specialty elastomers		2822-112	06/81	100.4	100.4	100.4	0	0	0	1.0
		2822-8	06/81	108.0	108.6	107.1	-1.3	-.6	-1.4	-1.6
Noncellulosic organic fibers										
Primary products	2824		06/81	101.7	103.5	102.5	-.9	.6	1.6	4.4
Yarn and monofilament		2824-P	06/81	102.9	105.4	104.2	-1.1	.7	2.1	4.8
Nylon and aramid, excluding producer textured yarn		2824-7	06/81	104.2	107.3	107.2	-.1	2.2	3.8	6.0
Textile		2824-701	06/81	106.2	108.2	108.4	.2	2.1	2.5	2.5
35-59 drawn equivalent denier		2824-7012	06/81	101.0	103.8	105.3	1.5	4.3	6.1	8.0
All other drawn equivalent deniers		2824-70122	06/81	97.4	101.4	101.2	-.1	3.9	8.9	11.6
Polyester, excluding producer textured yarn		2824-70124	06/81	105.5	105.5	111.0	5.2	5.2	5.2	5.6
Textile, selected deniers		2824-702	06/81	101.2	101.9	103.9	2.0	5.7	2.7	6.1
145-179 drawn equivalent denier		2824-7021	06/81	93.6	94.0	96.2	2.4	7.8	2.8	8.3
Producer textured yarn and monofilament		2824-70212	06/81	89.5	88.8	91.6	3.1	8.9	2.4	9.2
Nylon		2824-703	06/81	104.2	111.6	109.0	-2.3	-.7	6.9	12.3
Carpet yarn		2824-7032	06/81	99.0	99.6	93.6	-6.0	(³)	-5.1	.4
Other producer textured yarn and monofilament		2824-70331	06/81	92.4	92.6	92.6	0	1.1	7.6	-3.3
Other yarn and monofilament		2824-705	06/81	103.3	(³)	(³)	(³)	(³)	(³)	(³)
Staple, tow and fiberfill		2824-8	06/81	101.1	102.5	99.8	-2.6	-1.4	-.4	2.9
Nylon and aramid		2824-801	06/81	115.1	115.5	113.0	-2.1	-1.8	3.8	6.0
Acrylic and modacrylic		2824-802	06/81	91.4	91.5	82.4	-9.9	-9.9	-17.2	-9.9
Up to 4 denier		2824-80201	06/81	93.8	94.0	94.0	0	.1	.4	.1
Polyester		2824-803	06/81	96.8	99.3	99.3	0	2.1	4.5	6.2
Staple and tow		2824-8031	06/81	96.4	99.2	99.2	0	2.6	4.5	6.5
Up to 2.5 denier, excluding fiberfill		2824-80312	06/81	92.9	96.1	96.1	0	3.8	6.8	6.3
Other staple, tow and fiberfill		2824-804	06/81	109.2	111.8	112.0	.1	3.3	6.3	9.4
Biological products										
Primary products	2831		03/80	114.2	114.2	114.3	0	1.7	1.6	1.2
Blood and blood derivatives, for human use		2831-P	03/80	111.1	110.4	110.2	-.2	1.7	1.0	0
Normal human blood serum		2831-1	03/80	102.6	100.4	99.4	-1.0	-.9	-4.2	-12.2
Other blood derivatives or fractions, except those used for passive immunization		2831-117	03/80	71.1	70.2	70.2	0	-1.3	-1.3	-3.2
Vaccines, toxoids and antigens, for human use		2831-119	03/80	102.0	99.8	98.8	-1.0	-.8	-4.3	-12.4
Antigens		2831-2	12/80	121.6	139.4	139.8	.2	14.5	14.6	25.3
Diagnostic substances and other biologics, except for industrial use		2831-213	03/80	134.9	136.9	136.9	0	1.5	1.5	13.4
Diagnostic substances, except diagnostic allergens		2831-4	03/80	121.3	120.4	120.6	.2	3.0	3.4	6.3
Biological products for veterinary use		2831-415	03/80	126.0	124.4	124.4	0	(³)	5.2	10.3
Vaccines, bacterins, toxoids and other antigens (except allergens) for active immunization		2831-5								
Secondary products		2831-513	03/80	90.8	90.3	90.3	0	(³)	-.6	-2.1
Pharmaceuticals		2831-S	03/80	128.1	128.9	132.0	2.4	3.0	3.0	10.8
		2834-S	03/80	123.6	125.8	125.8	0	1.8	1.8	3.0
Medicinal chemicals and botanical products (in bulk)										
Primary products	2833		06/82	99.4	97.9	98.9	1.0	-1.1	-.4	-3.0
Synthetic organic medicinal chemicals		2833-P	06/82	98.8	96.8	98.5	1.8	-1.1	-.2	-3.6
All other synthetic organic medicinal chemicals		2833-1	06/82	97.9	95.4	97.6	2.3	-1.3	-.3	-4.5
Other medicinals and botanicals		2833-161	06/82	97.4	97.4	97.4	0	0	0	-.6
Botanical drugs		2833-2	06/82	102.9	103.0	102.6	-.4	-.3	.4	.5
Natural vitamins		2833-201	06/82	101.2	101.2	100.3	-1.0	-1.0	-1.0	-.9
Other natural vitamins		2833-202	06/82	107.1	107.1	107.1	0	0	0	(³)
Mixtures of two or more substances for therapeutic or prophylactic use		2833-20225	06/82	107.1	107.1	107.1	0	0	0	(³)
Secondary products		2833-205	06/82	102.1	102.7	102.7	0	.5	.5	.5
Other secondary products		2833-S	06/82	101.2	101.4	101.4	0	.2	.2	.2
		2833-SSS	06/82	101.5	101.8	101.8	0	.2	.2	.2
Pharmaceutical preparations										
Primary products	2834		06/81	124.8	127.0	128.3	1.0	2.5	4.6	7.7
Pharmaceutical preparations, prescription		2834-P	06/81	124.1	126.5	128.1	1.3	2.9	5.3	8.4
Analgesics		2834-1	06/81	127.4	130.0	132.1	1.6	3.3	6.3	9.4
Narcotic analgesics		2834-102	06/81	140.2	140.7	142.9	1.6	2.0	4.1	12.3
Cocaine and combinations		2834-1021	06/81	132.3	133.6	139.0	4.0	5.2	9.9	12.1
Antiarthritics		2834-10211	06/81	129.9	129.9	136.0	4.7	4.7	10.5	10.5
Anticoagulants		2834-105	06/81	128.1	131.7	131.7	0	(³)	2.8	4.3
Systemic anti-infectives		2834-106	06/81	102.4	98.1	(³)	(³)	(³)	(³)	(³)
		2834-111	06/81	117.3	120.1	120.4	.2	.9	3.7	5.3

See footnotes at end of table.

Table 4. Producer price indexes for the net output of selected industries and their products—Continued

Industry and product ¹	Industry code	Product code	Index base	Index			Percent change to Mar. 1984 from —			
				Nov. 1983 ²	Feb. 1984 ²	Mar. 1984 ²	Feb. 1984	Dec. 1983	Sep. 1983	Mar. 1983
Pharmaceutical preparations—Continued										
Broad and medium spectrum antibiotics		2834-1111	06/81	119.8	124.2	124.1	0	0.9	3.7	5.8
Broad spectrum penicillins		2834-11112	06/81	111.5	112.4	112.2	-2	(³)	.9	5.1
Antispasmodic/antiseecretory		2834-116	06/81	130.4	131.6	131.5	-1	(³)	1.2	7.6
Bronchial therapy		2834-118	06/81	114.9	115.2	128.6	11.6	(³)	12.6	11.9
Cancer therapy products		2834-119	06/81	169.8	171.0	174.4	2.0	2.7	10.0	18.1
Cardiovascular therapy		2834-121	06/81	126.7	132.6	135.9	2.5	7.3	10.2	11.7
Antihypertensive drugs		2834-12119	06/81	123.8	133.3	132.7	-5	7.1	7.1	8.5
Vasodilators		2834-12129	06/81	122.0	124.7	135.8	8.9	(³)	11.3	11.3
Other cardiovascular		2834-12191	06/81	132.8	135.7	137.2	1.1	(³)	11.5	14.5
CNS stimulants		2834-123	06/81	139.7	143.0	148.6	4.0	6.9	8.2	10.9
Contraceptives (excluding devices, kits, implants, etc.)		2834-124	06/81	122.4	122.4	122.4	0	(³)	0	-3
Cough and cold preparations		2834-125	06/81	139.1	142.3	141.6	-5	2.2	2.9	13.8
Dermatological preparations		2834-126	06/81	130.5	132.2	133.5	1.0	2.3	4.1	4.3
Antipruritics		2834-12641	06/81	125.9	125.9	131.6	4.5	(³)	5.4	5.4
Diuretics		2834-128	06/81	123.7	129.8	130.0	.1	5.1	5.1	7.8
Hormones		2834-135	06/81	117.2	111.5	114.2	2.5	(³)	2.5	7.9
Hospital solutions		2834-136	06/81	96.7	98.9	98.9	0	2.3	2.6	2.7
I.V. solutions 50 ml. and under		2834-13604	08/81	100.4	(³)	(³)	(³)	(³)	(³)	(³)
Muscle relaxants		2834-139	06/81	128.1	133.2	133.2	0	4.0	4.0	(³)
Nutrients and supplements		2834-141	06/81	124.1	127.1	127.1	0	2.3	2.3	8.9
Ophthalmic and otic preparations		2834-142	06/81	149.7	155.5	162.9	4.7	6.6	15.9	15.9
Psychotherapeutics		2834-144	06/81	145.4	150.2	154.5	2.8	6.4	9.3	14.0
Sedatives		2834-145	06/81	141.7	165.8	165.8	0	17.0	17.0	22.8
Vitamins		2834-148	06/81	119.0	118.8	119.5	.6	.4	3.9	5.6
Multivitamins		2834-14819	06/81	124.2	124.2	126.1	1.5	1.5	5.3	6.5
Miscellaneous prescription pharmaceutical preparations		2834-198	06/81	133.3	134.3	134.3	0	1.4	5.8	6.3
Pharmaceutical preparations, non-prescription		2834-2	06/81	118.4	120.4	120.6	.2	1.8	3.2	6.2
Analgesics, internal (except antirheitics)		2834-201	06/81	124.7	126.0	126.0	0	1.0	1.0	5.9
Aspirin/aspirin-salicylate compounds		2834-20101	06/81	125.5	127.2	127.2	0	1.4	1.4	7.7
Non-aspirin (including effervescent)		2834-20102	06/81	122.8	122.8	122.8	0	(³)	.1	1.6
Antacids		2834-202	06/81	117.3	121.6	121.6	0	3.6	3.7	7.4
Liquids		2834-20201	06/81	119.3	120.6	120.6	0	1.0	1.0	6.6
Other antacids		2834-20202	06/81	115.6	122.4	122.4	0	5.9	6.1	8.0
Antiseptics and antibacterials		2834-206	06/81	120.5	121.1	121.1	0	(³)	4.4	6.4
Cough and cold preparations		2834-208	06/81	127.7	129.7	130.6	.7	2.3	4.2	9.6
Cough syrups, elixirs, expectorants, drops, lozenges, gums, troches		2834-20819	06/81	117.7	117.7	117.7	0	0	.4	4.8
Cold tablets, capsules (including antihistamine cold preparations)		2834-20831	06/81	138.5	138.5	142.0	2.5	2.6	8.9	15.3
Decongestants		2834-20849	06/81	132.9	134.5	134.5	0	(³)	1.3	9.6
External analgesics and counterirritants		2834-211	06/81	103.2	103.7	103.8	.1	.6	.6	1.1
Hematinics		2834-214	06/81	113.2	113.2	113.2	0	0	0	(³)
Hemorrhoidal preparations		2834-215	06/81	118.4	124.8	124.8	0	(³)	5.3	8.4
Laxatives		2834-216	06/81	113.7	115.7	115.7	0	1.7	1.7	6.9
Vitamins		2834-221	06/81	110.5	111.6	111.5	-1	.4	1.8	2.3
Adult multivitamins		2834-22101	06/81	111.3	112.6	112.4	-2	(³)	2.0	2.5
B-complex		2834-22102	06/81	102.9	102.1	102.7	.6	(³)	.6	1.6
Other vitamins		2834-22109	06/81	110.2	111.4	111.4	0	(³)	1.6	2.1
Miscellaneous non-prescription pharmaceutical preparations		2834-298	06/81	111.3	111.8	113.9	1.9	1.8	4.6	(³)
Pharmaceutical preparations, veterinary		2834-3	06/81	96.1	96.7	98.2	1.6	1.7	-2.4	-1.2
Prescription		2834-301	06/81	92.5	92.2	94.1	2.0	.9	-4.9	-1.4
Non-prescription		2834-302	06/81	104.5	107.1	107.9	.8	3.3	3.3	-1.0
Other non-prescription		2834-30209	06/81	103.9	106.3	106.7	.3	2.6	4.7	2.5
Miscellaneous receipts		2834-M	06/81	137.0	137.0	137.0	0	0	.4	5.3
Resales		2834-Z89	06/81	137.0	137.0	137.0	0	0	.4	5.3
Secondary products		2834-S	06/81	124.3	125.9	126.0	.1	.9	1.9	4.7
Biological products		2831-S	06/81	180.3	185.7	185.2	-2	1.1	5.1	7.4
Other secondary products		2834-SSS	06/81	117.0	118.2	118.5	.3	1.3	1.2	5.5
Soap and other detergents										
Primary products	2841	2841-P	06/83	101.3	101.5	100.7	-8	-5	-5	(³)
Soap and detergents, nonhousehold		2841-1	06/83	101.1	101.6	102.0	.4	.9	.8	(³)
Acid-type cleaners:		2841-1A	06/83	99.4	100.2	102.4	2.2	3.1	2.4	(³)
Metal cleaners		2841-17	06/83	98.3	99.7	106.1	6.4	8.0	6.1	(³)
Other acid-type cleaners		2841-179	06/83	100.1	91.7	91.7	0	-8.4	-8.4	(³)
Synthetic organic detergents, nonhousehold		2841-1B	06/83	100.1	100.7	100.7	0	.6	.6	(³)
Dry (powders), anionic base		2841-141	06/83	100.4	102.8	102.8	0	2.4	2.4	(³)
Liquid, anionic base		2841-145	06/83	100.0	100.0	100.0	0	0	0	(³)
Liquid - nonionic base		2841-149	06/83	100.1	100.1	100.1	0	0	.1	(³)
Soap: chips, flakes, granulated, powdered, including washing		2841-112	06/83	101.0	100.8	101.7	.9	.7	.7	(³)
Liquid soap, nonhousehold		2841-114	06/83	100.0	101.8	103.6	1.7	3.6	3.6	(³)
Alkaline detergents, nonhousehold		2841-12	06/83	102.5	102.6	102.6	0	.1	.2	(³)
Liquid dishwashing compounds		2841-121	06/83	105.1	105.3	105.3	0	(³)	.2	(³)
Dry dishwashing compounds		2841-123	06/83	106.1	106.1	106.1	0	(³)	.3	(³)
Other liquid alkaline detergents		2841-125	06/83	100.9	101.1	101.1	0	.2	.4	(³)
Dry alkaline detergents, hard surface cleaners		2841-126	06/83	100.7	100.6	100.6	0	-1	-1	(³)
Other dry alkaline detergents		2841-128	06/83	104.1	104.1	104.1	0	(³)	.2	(³)
Household detergents		2841-2	06/83	100.2	99.3	97.7	-1.6	-2.5	-2.3	(³)
Synthetic organic detergents, household		2841-2A	06/83	100.2	99.3	97.4	-1.8	-2.8	-2.6	(³)
Dry		2841-2AA	06/83	100.3	100.6	98.7	-1.8	-1.5	-1.3	(³)
Heavy duty, phosphate based		2841-224	06/83	100.0	100.0	100.0	0	0	0	(³)

See footnotes at end of table.

Table 4. Producer price indexes for the net output of selected industries and their products—Continued

Industry and product ¹	Industry code	Product code	Index base	Index			Percent change to Mar. 1984 from —			
				Nov. 1983 ²	Feb. 1984 ²	Mar. 1984 ²	Feb. 1984	Dec. 1983	Sep. 1983	Mar. 1983
Soap and other detergents—Continued										
Liquid synthetic organic detergents, household		2841-2AB								
Light duty		2841-231	06/83	100.0	100.1	100.1	0	0.1	0.1	(³)
Household soap, except specialty cleaners		2841-3	06/83	108.6	112.8	112.1	-6	3.3	4.4	(³)
Toilet soap		2841-311	06/83	109.0	113.5	112.8	-6	3.4	4.6	(³)
Secondary products		2841-S	06/83	100.3	100.5	100.5	.1	.8	-9	(³)
All other secondary products		2841-SSS	06/83	99.8	100.5	100.2	-3	1.9	.2	(³)
Polishes and sanitation goods		2842-S	06/83	104.6	104.4	104.7	.3	(³)	.1	(³)
Specialty cleaning, polishing and sanitation preparations	2842		06/83	100.3	100.5	100.8	.3	-2	.6	(³)
Primary products		2842-P	06/83	100.4	101.5	101.7	.2	.2	1.2	(³)
Household bleaches		2842-2	06/83	(³)	100.0	100.0	0	(³)	(³)	(³)
Liquid bleaches (sodium hypochlorite, etc.)		2842-243	06/83	(³)	100.0	100.0	0	(³)	(³)	(³)
Specialty cleaning and sanitation products		2842-3	06/83	100.3	102.0	102.3	.3	.1	1.8	(³)
Deodorants, nonpersonal		2842-3A	06/83	100.4	106.9	106.9	0	0	6.9	(³)
Other deodorants, nonpersonal		2842-3B5	06/83	100.4	100.9	100.9	0	0	.9	(³)
Glass window cleaning preparations		2842-311	06/83	100.7	104.2	105.0	.7	3.7	4.9	(³)
Oven cleaners		2842-321	06/83	101.8	101.8	101.8	0	0	1.8	(³)
Toilet bowl cleaners and drain pipe solvents		2842-331	06/83	100.2	100.7	102.2	1.4	2.0	2.0	(³)
Disinfectants for uses other than agricultural		2842-332	06/83	105.8	105.8	105.9	.1	(³)	.3	(³)
Wallpaper, window shade, and wallcleaners		2842-341	06/83	100.0	105.1	105.1	.0	5.1	(³)	(³)
Household laundry aids		2842-39	06/83	(³)	97.9	97.9	0	(³)	(³)	(³)
Fabric softeners and rinses		2842-394	06/83	(³)	97.9	97.9	0	(³)	(³)	(³)
Other specialty cleaning prod., eg. ironing aids, sweeping compounds, waterless hand cleaners		2842-396	06/83	101.2	101.5	101.4	-.1	(³)	1.4	(³)
Polishing preparations and related products		2842-4	06/83	100.9	101.3	101.4	.1	.4	.6	(³)
Furniture polishes and cleaners		2842-415	06/83	101.1	101.1	101.1	0	0	0	(³)
Floor polish		2842-42								
Water emulsion		2842-421	06/83	101.2	101.3	101.4	.1	.1	.6	(³)
Liquid (other than water emulsion)		2842-423	07/83	(³)	(³)	100.0	(³)	0	(³)	(³)
Related products, including metal polish and polishing cloths and papers		2842-498	06/83	100.3	103.4	104.1	.7	3.2	3.2	(³)
Miscellaneous receipts		2842-M								
Resales		2842-Z89	06/83	100.7	94.1	94.0	-.1	-6.2	-5.2	(³)
Secondary products		2842-S	06/83	99.8	100.7	101.7	.9	1.6	1.4	(³)
Soap and other detergents		2841-S	06/83	100.1	100.4	100.7	.3	.3	.4	(³)
All other secondary products		2842-SSS	06/83	99.2	99.6	100.0	.4	(³)	-.4	(³)
Agricultural chemicals, n.e.c.		2879-S	06/83	100.0	104.1	107.9	3.7	7.9	7.9	(³)
Surface-active agents	2843		12/83	(³)	95.5	97.3	1.9	-2.7	(³)	(³)
Primary products		2843-P	12/83	(³)	95.6	96.3	.7	-3.7	(³)	(³)
Textile and leather assistants and finishes		2843-1	12/83	(³)	100.0	100.0	-1	0	(³)	(³)
Assistants		2843-13	12/83	(³)	100.2	100.8	.7	.8	(³)	(³)
Textile		2843-131	12/83	(³)	100.2	101.0	.8	1.0	(³)	(³)
Leather		2843-135	12/83	(³)	100.0	100.0	0	0	(³)	(³)
Finishes		2843-16								
Textile		2843-161	12/83	(³)	99.9	99.0	-.9	-1.0	(³)	(³)
Bulk surface-active agents (surfactants)		2843-5	12/83	(³)	94.2	95.2	1.0	-4.8	(³)	(³)
Anionic		2843-53	12/83	(³)	90.6	94.4	4.1	-5.6	(³)	(³)
Phosphoric and polyphosphoric acid esters		2843-533	12/83	(³)	100.0	100.0	0	0	(³)	(³)
Other anionic surfactants		2843-539	12/83	(³)	114.5	111.3	-2.8	11.3	(³)	(³)
Nonionic		2843-57	12/83	(³)	(³)	100.0	(³)	0	(³)	(³)
Other nonionic surfactants		2843-579	12/83	(³)	(³)	101.9	(³)	1.9	(³)	(³)
Toilet preparations	2844		03/80	127.4	124.4	129.3	3.9	1.8	-4.0	0.7
Primary products		2844-P	03/80	129.2	128.3	131.4	2.4	2.0	1.2	2.4
Shaving preparations		2844-1	03/80	117.8	133.4	122.3	-8.4	5.5	1.1	-2.8
Shaving soaps and creams		2844-135	03/80	139.2	155.9	155.9	0	11.5	3.6	5.7
Aftershave preparations		2844-156	03/80	106.3	122.9	106.0	-13.7	2.8	-3	-9.5
Perfume, toilet water, and cologne		2844-2	03/80	131.1	124.0	136.0	9.7	7.7	6.2	7.2
Perfume		2844-2A	03/80	125.6	110.3	131.6	19.3	4.8	13.7	13.5
Liquid and solid perfume		2844-223	03/80	124.4	81.8	136.0	66.3	(³)	36.7	35.9
Cologne and toilet water		2844-232	03/80	133.4	129.9	137.9	6.1	9.0	3.4	4.7
Hair preparations		2844-3	03/80	127.9	124.3	123.7	-.5	-1.8	-1.2	.2
Hair tonics and rinses		2844-3A	03/80	140.7	133.1	140.8	5.8	1.8	.9	3.1
Hair tonics		2844-321	03/80	134.0	126.1	134.1	6.4	2.0	1.0	1.6
Hair dressings and sprays		2844-3B	03/80	148.2	136.8	130.9	-4.3	-5.4	-2.6	-3.6
Hair dressings		2844-341	03/80	142.4	142.1	140.4	-1.2	(³)	-2.6	-1.8
Hair sprays		2844-36A								
Aerosol hair sprays		2844-363	03/80	150.6	138.0	131.6	-4.6	-5.8	-2.6	-3.8
Shampoos		2844-31	03/80	109.3	111.6	110.1	-1.3	.7	.6	.5
Synthetic organic detergent		2844-31A	03/80	106.5	109.3	107.2	-1.9	.6	.4	.3
Liquid synthetic organic detergent		2844-316	03/80	103.6	106.4	104.2	-2.0	(³)	1.2	0
Soap shampoos		2844-313	03/80	123.1	123.6	124.5	.7	1.1	1.1	1.4
Permanents - both home and commercial		2844-337	03/80	130.2	131.8	129.3	-1.9	(³)	3.2	2.4
Hair coloring preparations		2844-351	03/80	(³)	(³)	(³)	(³)	(³)	(³)	(³)
Other hair preparations		2844-398	03/80	126.4	126.4	126.4	0	(³)	0	1.7
Other cosmetics and toilet preparations		2844-5	03/80	131.8	134.4	137.0	1.9	1.5	.2	2.3
Creams and lotions		2844-51	03/80	128.7	127.5	128.1	.5	-.5	.8	.9
Creams		2844-51A	03/80	133.6	134.1	134.4	.2	.6	-.7	3.3
Cleansing creams		2844-511	03/80	164.4	164.4	164.4	0	0	.2	4.7
Foundation creams		2844-512	03/80	120.7	120.7	120.7	0	0	0	0

See footnotes at end of table.

Table 4. Producer price indexes for the net output of selected industries and their products—Continued

Industry and product ¹	Industry code	Product code	Index base	Index			Percent change to Mar. 1984 from —			
				Nov. 1983 ²	Feb. 1984 ²	Mar. 1984 ²	Feb. 1984	Dec. 1983	Sep. 1983	Mar. 1983
Toilet preparations—Continued										
Lubricating creams, including hormone creams		2944-513	98/99	132.4	130.9	132.1	0.9	(?)	-6.2	4.4
Other creams		2944-514	98/99	130.3	123.2	123.2	0	2.4	3.0	3.8
Lotions and oils		2944-518	98/99	124.3	121.7	122.6	.8	-1.4	2.3	-1.3
Suntan lotions and sunscreens, including oils		2944-515	98/99	113.4	117.5	119.9	2.0	5.8	6.6	6.4
Hand lotions		2944-519	98/99	129.5	120.7	121.8	.9	(?)	1.8	-5.9
Other lotions & oils, including petroleum jellies but excluding hair, aftershave & bath oils		2944-519	98/99	121.0	124.4	124.5	.1	2.9	2.9	2.9
Cosmetics		2944-52A	99/99	136.7	153.7	144.4	-6.1	-5.3	-5.1	3.3
Lip preparations (lipstick, lip gloss, etc.)		2944-521	98/99	136.4	136.7	137.0	.2	1.0	1.2	3.7
Blushers (rouges), excluding lip rouge		2944-522	98/99	124.8	124.8	124.8	0	0	-2	4.6
Eye preparations (mascara, eye shadows, eye liners, eye creams, etc.)		2944-523	98/99	134.0	178.3	152.6	-14.4	-13.4	-13.2	2.5
Deodorants		2944-52B	98/99	145.3	142.1	148.5	4.5	4.3	5.4	6.1
Underarm deodorants		2944-52C								
Aerosol underarm deodorants		2944-527	98/99	136.8	136.7	137.2	.4	(?)	1.6	1.8
Liquid, cream and roll-on deodorants		2944-528	98/99	133.4	127.3	128.6	1.0	.6	1.6	2.9
Manicure preparations		2944-53	98/99	129.9	130.9	130.9	0	-6	-6	-3.6
Nail lacquers and enamels		2944-531	98/99	(?)	142.2	(?)	(?)	(?)	(?)	(?)
Powders		2944-54	98/99	134.8	138.7	139.1	.3	3.2	3.2	3.9
Talcum and toilet powders		2944-541	98/99	133.8	137.8	137.8	0	3.0	3.0	3.0
Face powders		2944-543	98/99	142.3	147.1	147.1	0	3.4	3.4	6.0
Wet application powders, and other powders, including foot powders		2944-544	98/99	126.2	130.4	132.7	1.7	3.5	3.5	3.5
Bath oils and salts		2944-56								
Bath oils and salts		2944-561	98/99	94.0	78.2	144.3	84.5	(?)	-1.4	-2.1
Miscellaneous receipts		2944-5	98/99	97.4	78.4	97.4	24.3	0	-38.5	-15.1
Secondary products		2944-5	98/99	156.2	156.1	157.7	1.0	1.1	4.8	5.7
Paints and Allied Products										
2851			98/99	99.9	101.1	101.8	.7	1.6	1.8	(?)
Primary products		2951-P	98/99	99.7	100.8	101.5	.8	1.6	1.8	(?)
Architectural coatings, including architectural lacquers		2951-1	98/99	99.8	100.5	100.6	.1	1.8	1.7	(?)
Exterior		2951-1A	98/99	99.1	99.0	99.9	-1	.8	1.3	(?)
Solvent-type		2951-1AA	98/99	102.4	102.2	102.3	.1	0	.6	(?)
Solvent paints, enamels and varnishes in ready-mixed form		2951-1AAA	98/99	100.8	100.5	100.7	.1	0	.7	(?)
Solvent and alkyd vehicle house paints and tinting bases		2951-121	98/99	100.1	99.1	99.1	0	(?)	.1	(?)
Other exterior solvent coatings, including bituminous paints		2951-139	98/99	102.5	104.8	105.9	1.0	3.2	3.0	(?)
Water-type		2951-1AB	98/99	94.5	96.3	96.0	-3	1.5	2.0	(?)
Water-emulsion paints and tinting bases		2951-1ABAA	98/99	99.6	95.2	95.1	-1	1.5	2.1	(?)
House		2951-143	98/99	91.7	93.3	93.3	0	1.6	2.4	(?)
All-purpose, excluding exterior-interior		2951-157	98/99	100.0	102.0	101.6	-4	(?)	1.6	(?)
Other exterior water-thinned paints, including barn and roof		2951-159	98/99	100.0	100.0	96.4	-3.6	-3.6	-3.6	(?)
Interior		2951-1B	98/99	99.4	101.8	102.1	.3	2.7	2.1	(?)
Solvent-type		2951-1BA	98/99	99.9	99.9	101.3	1.4	1.4	1.4	(?)
Paints, enamels and varnishes in ready-mixed form		2951-16	98/99	99.9	99.9	101.5	1.6	1.6	1.6	(?)
Semigloss paints and tinting bases		2951-164	98/99	99.6	99.8	99.8	0	0	.1	(?)
Water-type		2951-18	98/99	99.1	102.6	102.4	-2	3.3	2.3	(?)
Flat water emulsion paints and tinting bases		2951-181	98/99	99.6	103.7	103.8	.1	5.2	3.8	(?)
Vinyl and vinyl acetate binder		2951-18101	98/99	99.9	106.0	106.3	.3	6.3	6.4	(?)
Acrylic binder		2951-18102	98/99	99.8	93.8	84.0	.3	.3	-16.0	(?)
Other type binders		2951-18103	98/99	100.4	100.3	98.0	-2.3	-2.3	-2.0	(?)
Semigloss water emulsion paints and tinting bases		2951-183	98/99	100.4	100.4	99.2	-1.1	-1.1	-1.2	(?)
Other interior water-thinned paints, including paste and semi-paste		2951-189	98/99	100.0	100.0	100.0	0	(?)	0	(?)
Product finishes for original equipment manufacturers (OEM), including OEM lacquers		2951-2	98/99	100.3	100.7	100.8	0	0	.4	(?)
Transportation finishes, except powdered and high-solids coatings		2951-2A	98/99	100.0	100.4	100.4	0	-1.1	.2	(?)
Automobile finishes		2951-22	98/99	100.5	99.9	99.9	0	-2.4	-6	(?)
Automobile finishes, except lacquers		2951-221	98/99	100.5	99.9	99.9	0	-2.4	-6	(?)
Appliance, heating and air conditioner finishes		2951-235	98/99	100.0	100.0	(?)	(?)	(?)	(?)	(?)
Metal finishes		2951-24	98/99	100.8	101.6	101.7	.1	1.0	.6	(?)
Metal decorating		2951-24A	98/99	101.7	101.9	101.8	0	.3	.1	(?)
Container and closure finishes		2951-24B	98/99	101.7	101.9	101.8	0	(?)	.1	(?)
Sheet, strip and coil coatings, including sidings, excluding containers		2951-241	98/99	100.0	100.0	101.1	1.1	1.1	1.1	(?)
Metal furniture and fixture finishes		2951-249	98/99	99.0	105.0	102.7	-2.2	3.6	1.7	(?)
Machinery and equipment finishes, including road building equipment and farm implements		2951-252	98/99	100.0	100.3	100.2	-.1	(?)	.2	(?)
High-solids finishes (over 62.5 percent solids)		2951-254	98/99	102.2	103.4	104.6	1.2	.9	1.3	(?)
Other product finishes, except semimanufactured pigment dispersions, etc.)		2951-257	98/99	100.1	100.1	100.4	.2	(?)	.5	(?)
Industrial lacquers		2951-26	98/99	99.6	99.7	99.7	0	.2	.2	(?)
Wood		2951-262	98/99	99.3	99.3	99.3	0	(?)	.1	(?)
Industrial lacquers for other uses		2951-269	98/99	100.0	101.1	101.1	0	(?)	1.1	(?)
Special purpose coatings, including coatings for transportation after market and lacquer		2951-3	98/99	100.4	101.2	101.9	.7	1.4	1.6	(?)
Industrial maintenance paints (specially formulated)		2951-3A	98/99	100.0	100.4	101.1	.7	1.1	1.3	(?)
Interior		2951-301	98/99	99.9	99.9	99.9	0	(?)	.3	(?)
Exterior		2951-305	98/99	100.1	100.7	101.8	1.1	1.7	1.8	(?)

See footnotes at end of table.

Table 4. Producer price indexes for the net output of selected industries and their products—Continued

Industry and product ¹	Industry code	Product code	Index base	Index			Percent change to Mar. 1984 from —			
				Nov. 1983 ²	Feb. 1984 ²	Mar. 1984 ²	Feb. 1984	Dec. 1983	Sep. 1983	Mar. 1983
Paints and Allied Products—Continued										
Trade sales		2851-3B	06/83	100.5	101.5	102.2	0.7	1.5	1.7	(³)
Automotive and machinery refinish coatings		2851-3BA	06/83	101.0	102.2	103.3	1.1	2.4	2.4	(³)
Paints and enamels, except lacquers		2851-313	06/83	101.2	103.5	105.9	2.3	4.8	4.9	(³)
Metallic paints (aluminum, bronze, zinc, etc.)		2851-307	06/83	(³)	(³)	(³)	(³)	(³)	(³)	(³)
Traffic paint, all types (shelf goods and highway department sales)		2851-311	06/83	(³)	100.0	101.0	1.0	(³)	1.0	(³)
Allied paint products		2851-7	06/83	100.0	100.0	100.0	0	0	0	(³)
Paint and varnish removers		2851-763	06/83	100.0	100.0	100.0	0	0	0	(³)
Putty and putty products		2851-8	06/83	100.0	100.0	100.0	0	0	0	(³)
Putty and glazing compounds		2851-853	06/83	100.0	100.0	100.0	0	0	0	(³)
Miscellaneous paint products		2851-9	06/83	100.3	102.1	110.7	8.4	8.6	9.7	(³)
Thinners for dopes, lacquers, and oleoresinous thinners, inc. mixtures, proprietary thinners		2851-911	06/83	100.2	103.5	123.4	19.2	18.6	21.5	(³)
Miscellaneous related products, e.g. pigment dispersions, ink vehicles, bleached shellac, etc.		2851-979	06/83	100.4	101.1	101.1	0	(³)	.7	(³)
Miscellaneous receipts		2851-M	06/83	100.0	101.3	102.0	.6	2.0	2.0	(³)
Resales		2851-Z89	06/83	100.0	101.3	102.0	.6	(³)	2.0	(³)
Secondary products		2851-S								
Other secondary products		2851-SSSSS	06/83	100.4	100.4	100.8	.4	.3	.8	(³)
Cyclic (coal tar) crudes and intermediates, organic dyes and pigments										
Primary products	2865	2865-P	12/82	97.2	97.1	97.0	-1	0	-3.0	-1.5
Cyclic intermediates		2865-1	12/82	103.3	103.5	103.5	.0	.2	1.4	3.4
Other cyclic intermediates		2865-199	12/82	103.7	104.5	104.5	0	.5	.7	4.5
Phenol		2865-19915	03/83	108.8	112.3	112.1	-2	-9	-6.0	12.1
Miscellaneous other cyclic intermediates		2865-19999	12/82	102.6	103.1	103.2	.1	.7	1.0	3.2
Synthetic organic dyes		2865-2								
Benzenoid dyes		2865-299	12/82	104.3	103.8	103.2	-6	-1.1	-3	3.3
Synthetic organic pigments (lakes and toners)		2865-3	12/82	101.2	101.7	102.3	.5	2.8	1.2	8.1
Synthetic organic pigments (lakes and toners)		2865-311	12/82	101.2	101.7	102.3	.5	2.8	1.2	8.1
Phthalocyanine blue (Blue 15)		2865-31111	12/82	100.0	100.5	101.5	1.0	(³)	1.5	(³)
Other synthetic organic pigments		2865-31199	12/82	101.5	102.0	102.5	.4	3.1	1.1	9.8
Secondary products		2865-S	12/82	86.4	86.0	85.9	-2	-2	-11.0	(³)
Other secondary products		2865-SSS	05/83	80.5	80.5	80.5	0	0	-20.0	(³)
Industrial organic chemicals, n.e.c.		2869-S	12/82	93.8	92.4	91.8	-7	-7	-1.5	(³)
Industrial organic chemicals, n.e.c.										
Primary products	2869	2869-P	12/82	101.4	102.8	102.6	-2	1.1	2.2	4.1
Synthetic organic chemicals, n.e.c.		2869-3	12/82	98.1	98.8	98.9	0	1.1	1.3	1.3
Flavor and perfume materials		2869-311	12/82	99.8	99.9	100.2	.3	.4	.4	.4
Chemical compounds, unmixed		2869-31111	12/82	100.0	100.0	100.0	0	0	0	0
Chemical compounds, mixed		2869-31112	12/82	99.4	99.8	100.7	.9	1.3	1.4	1.6
Rubber processing chemicals		2869-331	12/82	99.9	99.9	100.9	.9	1.0	1.0	.7
Plasticizers		2869-351	12/82	77.7	77.7	77.7	0	-2	-2.5	-13.6
Other plasticizers		2869-35199	12/82	78.1	75.8	75.8	0	(³)	-2.8	-14.9
Pesticides and other synthetic organic agricultural chemicals		2869-4	12/82	97.1	98.5	98.6	.1	1.8	2.0	1.5
Other pesticides and other synthetic organic agricultural chemicals		2869-499	12/82	97.1	98.5	98.6	.1	(³)	2.0	1.5
Ethyl alcohol and other industrial organic chemicals, n.e.c.		2869-5	12/82	102.7	101.3	101.0	-3	-1.0	-1.4	1.5
Other industrial organic chemicals, n.e.c.		2869-599	12/82	101.3	99.5	98.9	-6	-1.4	-2.3	.7
Ethylene		2869-59912	12/82	102.1	96.6	96.6	-1	(³)	-4.5	1.0
Miscellaneous other industrial organic chemicals, n.e.c.		2869-59999	12/82	101.3	104.6	104.2	-3	3.8	4.4	4.2
Miscellaneous end-use chemicals and chemical products, excluding urea		2869-6	12/82	100.1	100.3	100.9	.6	1.6	3.2	4.3
Gasoline additives		2869-613	12/82	95.2	92.0	92.0	0	-1.1	-1.5	-1.3
Lubricating oil and grease additives		2869-614	12/82	99.0	99.0	99.0	0	0	0	(³)
Other miscellaneous end-use chemicals and chemical products, excluding urea		2869-699	12/82	104.0	106.4	107.7	1.2	3.8	7.5	10.5
Miscellaneous cyclic and acyclic chemicals and chemical products		2869-7	12/82	98.6	99.6	99.5	-1	1.1	1.2	1.5
Alcohols, synthetic, monohydric		2869-754	12/82	98.7	98.3	97.8	-4	-3	-6	-2
Other miscellaneous cyclic and acyclic chemicals and chemical products		2869-799	12/82	99.1	99.0	98.9	-1	-1	.1	.4
Miscellaneous receipts		2869-M	12/82	102.7	102.7	102.7	0	0	0	0
Resales		2869-Z89	12/82	102.7	102.7	102.7	0	0	0	(³)
Secondary products		2869-S	12/82	107.6	110.1	109.6	-5	1.3	3.9	9.6
Plastic materials and resins		2821-S	12/82	121.1	122.3	122.3	-1	1.4	5.5	(³)
Cyclic crudes and intermediates, organic dyes and pigments		2865-S	12/82	104.5	102.4	101.5	-9	-4.3	.7	5.9
Other secondary products		2869-SSS	12/82	100.0	105.5	104.8	-7	3.9	4.1	5.3
Nitrogenous fertilizers										
Primary products	2873	2873-P	12/79	113.2	120.9	125.8	4.1	7.2	12.6	8.1
Synthetic ammonia, nitric acid and ammonium compounds		2873-1	12/79	110.5	119.1	124.7	4.7	8.0	14.5	9.5
Nitrate (100% NH4NO3)		2873-1A	12/79	113.4	123.9	129.9	4.8	8.7	16.1	11.7
Nitrate for fertilizer use		2873-15A	12/79	124.1	132.1	136.2	3.1	5.6	12.4	8.7
Solid nitrate		2873-152	12/79	125.1	133.8	137.7	2.9	4.8	13.4	(³)
Nitrogen solutions and other ammonium compounds		2873-1B	12/79	101.9	105.8	113.0	6.9	7.3	14.9	2.7
Nitrogen solutions, including mixtures containing urea (100%N)		2873-155	12/79	104.4	109.2	118.3	8.3	8.9	16.9	6.9

See footnotes at end of table.

Table 4. Producer price indexes for the net output of selected industries and their products—Continued

Industry and product ¹	Industry code	Product code	Index base	Index			Percent change to Mar. 1984 from —			
				Nov. 1983 ²	Feb. 1984 ²	Mar. 1984 ²	Feb. 1984	Dec. 1983	Sep. 1983	Mar. 1983
Nitrogenous fertilizers—Continued										
Anhydrous and aqua ammonia		2873-13								
Anhydrous ammonia		2873-131	12/79	115.2	131.0	137.0	4.6	10.9	18.6	(³)
Urea		2873-2	12/79	98.7	100.1	104.3	4.2	5.1	7.1	-0.4
Secondary products		2873-S	12/79	122.7	123.6	123.6	0	.6	2.4	1.2
Phosphatic fertilizers		2874-S	12/79	102.4	104.3	104.4	0	1.8	8.8	3.8
Phosphatic fertilizers										
Primary products	2874		12/79	107.9	111.2	112.6	1.3	5.0	8.0	5.2
Phosphoric acid		2874-P	12/79	106.6	110.4	111.7	1.2	5.5	9.5	6.0
Wet process phosphoric acid		2874-1								
Superphosphate and other phosphatic fertilizer materials		2874-151	12/79	114.4	115.3	116.1	.7	3.0	2.5	-2.9
Superphosphate		2874-2	12/79	103.5	108.0	109.7	1.6	5.2	10.9	7.0
Triple superphosphates (42% P2O5 and above)		2874-2A	12/79	102.6	104.1	102.3	-1.7	.4	10.2	1.1
Ammonium phosphates and other phosphatic fertilizer materials		2874-241	12/79	101.7	103.3	101.4	-1.9	.5	10.6	.8
Ammonium phosphates		2874-2B	12/79	103.8	109.2	111.9	2.5	6.6	11.1	8.7
Mixed fertilizers, produced from one or more materials made in the same plant		2874-251	12/79	104.6	110.0	112.8	2.5	6.6	11.1	8.4
Complete mixed fertilizer		2874-3	12/79	115.2	119.2	119.2	0	9.0	10.8	11.4
Complete mixed fertilizer, dry form		2874-31	12/80	109.7	113.4	113.4	0	9.5	11.5	12.2
Complete mixed fertilizer, dry form, other N-P-K		2874-313	12/79	119.6	123.9	123.9	0	10.3	14.1	13.2
Complete mixed fertilizer, dry form, other N-P-K		2874-31306	12/79	(³)	126.1	(³)	(³)	(³)	(³)	(³)
Secondary products		2874-S	12/79	125.3	125.3	127.4	1.7	2.2	2.6	6.0
Fertilizers, mixing only										
Mixed fertilizers (made by plants which do not manufacture phosphatic fertilizer materials)	2875		12/79	115.7	119.5	121.5	1.7	4.5	5.0	3.6
Complete mixed fertilizers (guarantees N, P2O5 and K2O)		2875-P	12/79	114.8	119.6	120.7	.9	4.3	5.4	3.8
Complete mixed fertilizer, dry form		2875-2A	12/79	113.5	118.6	119.8	1.0	4.7	5.8	4.5
Complete mixed fertilizer, dry form, 5-10-15 N-P-K		2875-213	12/79	114.9	120.2	121.3	.9	4.6	5.9	5.0
Complete mixed fertilizer, dry form, 6-24-24 N-P-K		2875-21301	12/79	116.4	120.5	122.0	1.3	4.7	5.5	.9
Complete mixed fertilizer, dry form, 10-10-10 N-P-K		2875-21302	12/79	100.5	104.9	105.7	.8	3.7	8.4	-8
Complete mixed fertilizer, dry form, 12-12-12 n-p-k		2875-21303	12/79	120.5	125.4	125.3	-1	3.8	10.5	6.6
Complete mixed fertilizer, dry form, miscellaneous N-P-K		2875-21304	12/79	124.3	128.4	127.3	-9	2.4	2.5	2.4
Complete mixed fertilizers, liquid form		2875-21306	12/79	114.7	120.1	121.3	1.0	4.7	5.6	5.2
Incomplete mixed fertilizers		2875-227	12/79	115.8	119.7	122.3	2.2	5.6	5.6	-7
Incomplete mixed fertilizers, grades guaranteeing P2O5 and K2O only		2875-2B	12/80	103.0	105.0	105.4	.4	1.2	2.1	-1.4
Miscellaneous receipts		2875-231	12/79	106.3	108.7	108.2	-5	-2	5.1	.5
Resales		2875-M	12/79	115.1	113.9	119.4	4.8	4.9	3.3	2.0
Secondary products		2875-289	12/79	115.1	113.9	119.6	5.0	5.1	3.4	2.0
Secondary products		2875-S	12/79	138.5	142.9	147.6	3.3	6.1	5.2	7.8
Agricultural chemicals, n.e.c.										
Primary products	2879		06/82	99.4	98.8	98.2	-6	-9	-7	-1.1
Insecticidal preparations primarily for agricultural, garden or health service use		2879-P	06/82	98.8	97.9	97.3	-7	-1.5	-1.0	-2.0
Containing organic compounds		2879-5	06/82	100.5	101.4	100.9	-5	.4	.1	1.7
Chlorinated hydrocarbon preparations		2879-525	06/82	100.0	101.0	100.4	-6	.4	-4	1.2
Carbamate preparations		2879-52521	06/82	(³)	(³)	(³)	(³)	(³)	(³)	(³)
Organo-phosphate preparations		2879-52531	06/82	100.8	102.8	102.8	0	2.1	2.5	1.6
Other organic preparations		2879-52541	06/82	103.4	103.9	102.5	-1.3	-6	-2.4	1.9
Herbicidal preparations primarily for agricultural, garden or health service use		2879-52579	06/82	85.1	(³)	(³)	(³)	(³)	(³)	(³)
Containing organic compounds		2879-6	06/82	99.5	97.9	97.1	-9	-2.5	-1.2	-2.0
Phenoxy compound preparations		2879-625	06/82	99.7	99.1	98.2	-9	-1.6	-3	-8
Triazine preparations		2879-62541	06/82	(³)	94.5	93.4	-1.1	-4.1	(³)	-9.0
Other organic preparations		2879-62565	06/82	99.3	93.8	95.3	1.6	-4.3	-2.5	-2.3
Fungicidal preparations primarily for agricultural, garden or health service use		2879-62579	06/82	98.4	98.5	95.7	-2.8	-2.6	-1.2	-1.1
Containing organic compounds		2879-7	06/82	83.3	76.1	75.7	-6	-9.1	-9.8	-22.2
Miscellaneous organic compounds		2879-725	06/82	84.2	79.1	78.5	-7	-6.6	-7.4	-20.5
Other pesticidal preparations primarily for agricultural, garden or health service use		2879-72579	06/82	83.5	80.8	79.7	-1.4	(³)	-6.1	-19.4
Except soil fumigants, defoliants, dissiccants and rodenticides		2879-8	06/82	100.6	101.7	102.7	1.0	2.8	1.9	1.8
Household pesticidal preparations		2879-898	06/82	100.6	101.9	103.2	1.3	3.5	2.3	4.0
Miscellaneous household pesticidal preparations, including industrial exterminants		2879-9	06/82	99.0	100.7	100.2	-5	1.2	1.3	-3.3
Secondary products		2879-998	06/82	98.3	106.9	103.4	-3.2	(³)	4.0	6.2
Secondary products		2879-S	06/82	102.1	102.3	101.8	-4	1.5	.5	2.3
Adhesives and sealants										
Primary products	2891		12/83	(³)	100.2	100.8	.6	.8	(³)	(³)
Natural base glues and adhesives		2891-P	12/83	(³)	100.2	100.9	.6	.9	(³)	(³)
Vegetable adhesives		2891-3	12/83	(³)	100.0	100.0	0	0	(³)	(³)
Starches		2891-35	12/83	(³)	100.0	100.0	0	0	(³)	(³)
Other natural base glues and adhesives, from natural gums, shellac, silicate, lacquers, etc.		2891-355	12/83	(³)	100.0	100.0	0	0	(³)	(³)
Synthetic resin and rubber adhesives, including all types of bonding and laminating adhesives		2891-398	12/83	(³)	100.0	100.0	0	0	(³)	(³)
Epoxy adhesives		2891-4	12/83	(³)	101.1	101.4	.3	1.4	(³)	(³)
Vinyl type adhesives		2891-411	12/83	(³)	107.2	108.6	1.3	8.6	(³)	(³)
Polyvinyl acetate, latex type		2891-44	12/83	(³)	100.0	101.0	1.0	1.0	(³)	(³)
Acrylic adhesives		2891-441	12/83	(³)	100.0	101.7	1.7	1.7	(³)	(³)
Acrylic adhesives		2891-453	12/83	(³)	100.0	100.0	0	0	(³)	(³)

See footnotes at end of table.

Table 4. Producer price indexes for the net output of selected industries and their products—Continued

Industry and product ¹	Industry code	Product code	Index base	Index			Percent change to Mar. 1984 from —			
				Nov. 1983 ²	Feb. 1984 ²	Mar. 1984 ²	Feb. 1984	Dec. 1983	Sep. 1983	Mar. 1983
Adhesives and sealants—Continued										
Hot melt adhesives, including nylon, polyolefin, and other hot melts		2891-465	12/83	(?)	100.7	100.7	0	0.7	(?)	(?)
Rubber and synthetic resin combinations		2891-478	12/83	(?)	(?)	101.1	(?)	1.1	(?)	(?)
Rubber cement, for sale as such		2891-48	12/83	(?)	100.0	100.0	0	0	(?)	(?)
Latex type		2891-481	12/83	(?)	100.0	100.0	0	0	(?)	(?)
Caulking compounds and sealants		2891-5	12/83	(?)	97.5	99.5	2.0	-5	(?)	(?)
Natural base		2891-55	12/83	(?)	(?)	100.0	(?)	0	(?)	(?)
Caulks, modified and unmodified oil base		2891-554	12/83	(?)	(?)	100.0	(?)	0	(?)	(?)
Synthetic base		2891-56	12/83	(?)	97.4	99.5	2.2	-5	(?)	(?)
General performance sealants (PVAC, butyl, vinyl, acrylic, neoprene, etc.)		2891-566	12/83	(?)	100.0	100.0	0	0	(?)	(?)
Special performance sealants (epoxy, urethane, polysulfide, silicone, etc.)		2891-567	12/83	(?)	96.6	99.3	2.8	-7	(?)	(?)
Secondary products		2891-S								
Other secondary products		2891-SSS	12/83	(?)	100.0	100.0	0	0	(?)	(?)
Explosives	2892		12/80	117.0	116.5	119.0	2.2	1.6	2.4	2.7
Primary products		2892-P	12/80	118.1	117.1	119.9	2.4	1.6	2.2	2.6
Explosives manufactured in privately owned and operated establishments		2892-1	A01 12/80	117.8	117.1	120.7	3.0	2.3	2.8	3.2
High explosives		2892-11	A01 12/80	116.5	115.5	116.9	1.2	.1	.9	1.7
ANFO, except slurry		2892-117	A01 12/80	124.3	120.4	123.8	2.8	-2.0	-1	1.3
Water gel and slurries		2892-118	A01 12/80	127.3	126.1	128.3	1.7	1.1	1.8	3.7
Blasting accessories		2892-16	A01 12/80	120.0	119.5	128.4	7.5	6.9	7.3	7.1
Other blasting accessories		2892-169	A01 12/80	118.4	117.3	130.2	11.0	9.7	10.4	10.8
Secondary products		2892-S	12/80	102.6	106.6	106.4	-3	1.7	4.8	3.3
Carbon black	2895		12/83	(?)	101.5	101.9	.4	1.9	(?)	(?)
Primary products		2895-P	12/83	(?)	101.5	101.9	.4	1.9	(?)	(?)
Carbon black		2895-111								
West south central region		2895-11101	12/83	(?)	102.0	102.5	.5	2.5	(?)	(?)
Paving mixtures and block	2951		06/81	102.2	103.6	103.5	-2	1.3	2.1	3.3
Primary products		2951-P	06/81	102.2	103.5	103.4	-1	1.2	2.0	3.2
Emulsified asphalt incl. liquid additives		2951-111	06/81	103.1	103.2	103.2	0	.1	.4	3.5
Asphalt & tar paving mixtures & blocks		2951-113	06/81	101.5	103.5	103.1	-3	1.6	2.7	3.3
Northern tier		2951-11311	06/81	101.2	101.2	102.2	.9	(?)	1.7	(?)
Central tier		2951-11312	06/81	97.1	100.1	100.1	0	3.1	4.0	3.9
Southern tier		2951-11313	06/81	108.0	110.5	108.3	-2.0	(?)	2.1	3.6
Secondary products		2951-S	06/81	110.3	112.8	111.4	-1.2	1.0	1.1	2.3
Lubricating oils and greases	2992		12/80	110.9	111.5	112.1	.5	.9	6.5	5.3
Primary products		2992-P	12/80	111.8	112.5	113.1	.5	1.0	7.5	6.1
Lubricating and similar oils		2992-1	12/80	112.6	113.2	113.8	.5	1.0	8.4	6.9
Automotive		2992-111	12/80	114.4	115.2	116.0	.8	1.3	12.0	9.7
Commercial		2992-1111	12/80	103.4	103.9	107.3	3.3	3.9	4.0	-3
Commercial motor oil		2992-11111	12/80	105.7	106.9	106.7	-2	.9	1.3	-6
Other commercial oil		2992-11112	12/80	101.6	101.6	107.8	6.1	6.1	6.1	0
Retail		2992-1112	12/80	127.0	128.2	126.5	-1.3	-6	21.8	21.8
Retail motor oil		2992-11121	12/80	109.6	111.9	108.7	-2.9	-1.4	-1.5	-1.4
Industrial		2992-121	12/80	108.3	108.5	108.5	0	.1	.1	.1
General industrial oil		2992-12111	12/80	109.8	110.0	110.0	0	(?)	.2	.2
Industrial process oil		2992-12112	12/80	106.6	106.6	106.6	0	0	0	0
Industrial metalworking oil		2992-12113	12/80	107.8	107.8	107.8	0	0	0	-5
Lubricating greases		2992-2	12/80	106.9	106.2	106.8	.5	1.3	2.0	1.4
Industrial grease		2992-232	12/80	105.7	109.0	109.4	.3	2.7	3.9	2.8
Secondary products		2992-S	12/80	111.2	111.2	111.2	0	0	0	(?)
Tires and inner tubes	3011		06/81	97.9	98.0	97.9	-2	-2	0	-1.5
Primary products		3011-P	06/81	96.7	97.0	96.8	-2	-1	0	-1.5
Passenger car pneumatic tires		3011-1	06/81	96.3	96.8	95.7	-1.1	-1.0	-9	-3.2
Radials		3011-112	06/81	96.7	97.3	97.1	-1	.3	.4	-2.5
Highway standard service		3011-1121	06/81	96.7	97.3	97.1	-1	.3	.4	-2.5
13" Rim diameter. Original equipment or replacement		3011-11211	06/81	106.6	107.3	106.8	-5	(?)	.2	.2
14" Rim diameter. Original equipment or replacement		3011-11212	06/81	99.9	100.2	100.0	-2	(?)	-1	-1.9
15" Rim diameter. Original equipment or replacement		3011-11213	06/81	94.0	94.7	94.7	0	.4	.7	-3.1
Non-radials		3011-15	06/81	95.9	96.2	94.0	-2.3	-2.5	-2.3	-4.0
Bias-Ply		3011-151	06/81	93.5	93.1	93.4	.3	-1.1	-7	-3.9
Highway standard service		3011-1511	06/81	94.6	94.1	94.5	.4	-1	-9	-2.2
14" Rim diameter. Original equipment or replacement		3011-15112	06/81	97.4	97.3	96.7	-6	(?)	-7	-3.3
15" Rim diameter. Original equipment or replacement		3011-15113	06/81	96.2	94.8	94.8	0	(?)	-1.4	-1
Bias-belted		3011-152	06/81	99.1	100.5	94.9	-5.6	-4.3	-4.3	-4.2
Truck/bus tires, including off highway		3011-2	06/81	96.3	95.8	97.2	1.4	.9	1.3	.8
Non-radials		3011-215	06/81	95.6	96.3	97.8	1.6	2.3	2.7	1.9
Light highway truck. Original equipment or replacement		3011-21511	06/81	100.3	100.6	101.6	.9	1.2	1.2	1.2
Medium/heavy highway truck. Original equipment or replacement		3011-21521	06/81	89.0	90.2	92.5	2.6	3.9	5.1	3.1
Other pneumatic and all solid tires		3011-3	06/81	98.2	98.6	98.4	-2	.1	-2	-1.7
Tractor/implement tires		3011-314	06/81	95.9	96.6	96.3	-3	.1	-9	-2.9
Rear tractor. Original equipment or replacement		3011-31421	06/81	83.0	84.7	83.9	-9	.2	-2.4	-7.9
Industrial and highway - solid		3011-333	06/81	106.6	106.6	106.6	0	0	0	-4

See footnotes at end of table.

Table 4. Producer price indexes for the net output of selected industries and their products—Continued

Industry and product ¹	Industry code	Product code	Index base	Index			Percent change to Mar. 1984 from —			
				Nov. 1983 ²	Feb. 1984 ²	Mar. 1984 ²	Feb. 1984	Dec. 1983	Sep. 1983	Mar. 1983
Tires and inner tubes—Continued										
Other solid and semi-pneumatic, incl. hand lawnmower, baby carriage, tricycle, etc.		3011-342	06/81	91.4	(?)	(?)	(?)	(?)	(?)	(?)
Tread rubber, tire sundries, and repair materials		3011-5	06/81	103.1	103.8	104.7	0.9	1.7	1.7	1.9
Tread rubber		3011-511	06/81	103.3	103.3	104.6	1.2	1.2	1.2	1.1
Other tire sundries and repair materials, n.e.c.		3011-539	06/81	103.9	106.3	106.4	.1	(?)	2.8	4.0
Secondary products		3011-S	06/81	104.1	102.2	102.2	0	(?)	-2.0	-2.1
Rubber and plastics footwear										
	3021		12/80	100.0	101.9	101.9	0	1.9	.3	.4
Primary products		3021-P	12/80	102.3	103.3	103.3	0	1.0	-.8	-.5
Footwear of all rubber or all plastics		3021-1	12/80	115.1	114.5	114.5	0	-.3	-1.0	2.9
Boots		3021-121	12/80	114.1	114.1	114.1	0	(?)	-.5	5.1
Footwear with rubber or plastic sole vulcanized or molded to fabric uppers		3021-2	12/80	98.8	100.2	100.2	0	1.4	-.7	-1.5
Men's footwear		3021-201	12/80	95.7	97.2	97.2	0	1.8	-2.7	-2.7
Youths' and boys' footwear		3021-203	12/80	99.5	101.9	(?)	(?)	(?)	(?)	(?)
Women's and misses' footwear		3021-205	12/80	100.7	101.8	101.8	0	(?)	0	-1.3
Secondary products		3021-S	12/80	92.2	97.3	97.3	0	(?)	4.3	3.8
Reclaimed rubber										
	3031		06/83	100.0	100.0	100.0	0	0	0	(?)
Primary products		3031-P	06/83	100.0	100.0	100.0	0	0	0	(?)
Reclaimed rubber		3031-111	06/83	100.0	100.0	100.0	0	0	0	(?)
Other devulcanized rubber		3031-11102	06/83	100.0	100.0	100.0	0	0	0	(?)
Rubber and plastics hose and belting										
	3041		12/81	104.1	105.9	105.4	-.5	.6	1.5	1.1
Primary products		3041-P	12/81	105.4	107.6	106.7	-.8	.4	1.9	1.3
Rubber and plastics belts and belting, flat		3041-1	12/81	101.1	96.3	95.0	-1.3	-6.4	-5.9	-5.9
Light weight conveyor and elevator		3041-103	12/81	105.1	108.4	108.4	0	3.4	2.9	2.9
Heavy duty conveyor and elevator		3041-105	12/81	99.4	91.1	89.3	-2.0	-10.8	-10.2	-10.2
Rubber and plastics transmission belts and belting, other than flat		3041-2	12/81	108.8	118.0	116.3	-1.4	2.9	4.8	(?)
Motor vehicle		3041-225	12/81	111.2	115.1	115.4	.3	3.5	-2.0	(?)
Industrial, except fractional		3041-231	12/81	104.9	118.2	113.1	-4.3	2.9	10.7	(?)
Rubber hose, mandrel made, and all hydraulic		3041-3	12/81	109.3	110.7	109.8	-.8	.2	.7	1.1
Textile, hydraulic		3041-312	12/81	125.5	127.3	127.4	.1	.1	2.4	(?)
Textile, nonhydraulic		3041-314	12/81	(?)	114.5	112.5	-1.8	5.7	5.7	12.5
Wire, hydraulic		3041-316	12/81	106.4	106.2	105.2	-.9	-1.1	-.9	-1.7
Rubber hose, long length nonhydraulic, except garden		3041-4	12/81	105.5	105.8	106.0	.2	.5	3.6	1.4
Textile		3041-451	12/81	108.4	108.8	108.8	0	.3	5.5	2.7
Wire		3041-453	12/81	95.7	96.0	97.0	1.1	1.1	-3.0	-3.0
All other rubber and plastics hose		3041-6	12/81	102.9	105.9	105.2	-.7	2.6	3.2	4.6
Wrapped reinforced		3041-63	12/81	104.2	109.2	107.8	-1.3	3.5	5.8	7.6
Machine		3041-639	12/81	112.8	118.3	120.1	1.6	6.6	12.2	11.7
Braided or loomed, helical reinforced		3041-663	12/81	97.6	97.6	97.6	0	.5	.5	1.4
All other rubber hose		3041-674	12/81	105.4	107.3	107.3	0	2.4	2.5	4.7
All other plastics hose		3041-68	12/81	101.8	102.9	102.9	0	2.2	1.1	2.9
Nonhydraulic		3041-684	12/81	(?)	104.7	(?)	(?)	(?)	(?)	(?)
Secondary products		3041-S	12/81	98.2	98.7	100.0	1.3	1.3	-.1	-.1
Fabricated rubber products, n.e.c.										
	3069		06/83	98.5	99.7	99.7	0	.8	2.5	(?)
Primary products		3069-P	06/83	98.2	99.5	99.4	-.1	.8	2.7	(?)
Molded rubber mechanical goods		3069-A	06/83	94.2	94.8	94.7	-.1	0	4.4	(?)
Automotive		3069-A11	06/83	89.0	89.5	89.3	-.2	(?)	7.8	(?)
Transportation, other than automotive		3069-A12	06/83	98.5	99.2	99.0	-.1	.8	2.4	(?)
Appliances, household and commercial		3069-A13	06/83	101.2	98.4	98.4	0	-3.4	-2.4	(?)
Oil and gas field machinery and equipment		3069-A14	06/83	100.0	100.8	101.1	.2	1.1	1.1	(?)
Other molded goods		3069-A16	06/83	99.7	100.8	100.9	.1	(?)	1.6	(?)
Extruded and lathe cut rubber mechanical goods		3069-B	06/83	100.7	100.7	100.7	0	.1	.5	(?)
Extrusions		3069-BA	06/83	100.9	100.9	100.9	0	.1	.6	(?)
Automotive, except tubing		3069-B11	06/83	100.0	100.0	100.0	0	0	0	(?)
Other extrusions		3069-B19	06/83	103.4	103.1	103.1	0	0	2.6	(?)
Industrial rubber products, n.e.c.		3069-C	06/83	100.0	101.1	101.2	.1	1.2	1.2	(?)
Roll covering, including all industry rolls, except graphic arts		3069-C12	06/83	100.0	102.0	102.3	.3	2.3	2.3	(?)
All other roll coverings, except graphic arts		3069-C1203	06/83	100.0	105.9	106.8	.9	6.8	6.8	(?)
Other industrial rubber products		3069-C39	06/83	100.0	100.3	100.3	0	.3	.3	(?)
Rubber coated fabrics and rubber clothing		3069-D	06/83	97.7	102.6	102.6	0	3.1	-.2	(?)
Rubber coated fabric		3069-DA	06/83	96.9	102.8	102.8	0	2.5	-2.5	(?)
Other coated fabrics		3069-D19	06/83	95.7	102.8	102.8	0	3.3	-2.3	(?)
Rubber clothing		3069-DB	06/83	98.6	102.5	102.5	0	3.9	2.5	(?)
Industrial rubber gloves		3069-D41	06/83	98.6	102.5	102.5	0	(?)	2.5	(?)
Other rubber goods		3069-E	06/83	100.0	104.9	105.3	.4	5.3	5.3	(?)
Other rubber goods including tanks, blocks, threads, and band trucks		3069-E28	06/83	100.0	105.7	105.7	0	(?)	(?)	(?)
Rubber floor and wall coverings		3069-4	06/83	100.0	100.0	100.1	.1	.1	.1	(?)
Individual mats		3069-4A	06/83	100.0	100.0	100.1	.1	.1	.1	(?)
All other mats		3069-425	06/83	100.0	100.0	100.4	.4	.4	.4	(?)
Rubber druggist and medical sundries, including household gloves		3069-7	06/83	99.3	101.9	101.9	0	2.6	2.4	(?)
Other rubber druggist and medical sundries		3069-778	06/83	99.0	101.0	101.0	0	2.0	1.7	(?)
Compounds or mixtures for sale or interplant transfer		3069-9	06/83	101.4	100.9	99.0	-1.9	-2.3	-2.4	(?)
Secondary products		3069-S	06/83	100.5	101.1	101.7	.6	1.2	1.8	(?)
Other secondary products		3069-SSS	06/83	100.5	101.1	101.7	.6	1.2	1.8	(?)

See footnotes at end of table.

Table 4. Producer price indexes for the net output of selected industries and their products—Continued

Industry and product ¹	Industry code	Product code	Index base	Index			Percent change to Mar. 1984 from —			
				Nov. 1983 ²	Feb. 1984 ²	Mar. 1984 ²	Feb. 1984	Dec. 1983	Sep. 1983	Mar. 1983
Miscellaneous Plastics Products	3079		12/82	103.1	103.6	104.3	0.6	1.0	1.2	4.1
Primary products			12/82	103.0	103.5	104.4	.8	1.2	1.4	4.3
Plastics resins and materials, n.e.c.		3079-A						(^o)		
Other plastics resins and materials		3079-A23	12/82	107.7	106.5	107.6	1.1	(^o)	1.7	5.7
Plastics furniture components and furnishings		3079-B	12/82	100.8	103.9	103.9	0	3.0	3.1	4.2
Selected plastic furniture components and furnishings		3079-BA	12/82	92.3	93.3	96.7	3.6	4.4	3.9	2.5
Furniture components, accessories, and parts, except foam ..		3079-B36	12/82	90.5	91.9	94.0	2.2	3.3	2.5	-5
Other (incl. fixtures, lampshades, frames, etc.)		3079-B48	12/82	90.2	90.9	90.9	0	.7	.7	2.2
Foam plastics for furniture		3079-BB	12/82	103.3	107.1	106.1	-9	2.7	2.8	4.6
Plastic packaging		3079-C	12/82	101.5	102.5	103.2	.7	1.2	2.3	2.6
Plastic shipping and storage products		3079-CA								
Foamed protective shipping pads and shaped packaging		3079-C19	12/82	99.4	99.8	99.6	-.2	.2	.3	.3
Plastic bottles		3079-CB	12/82	103.2	103.8	104.4	.6	.9	2.2	2.5
Plastic containers		3079-CC	12/82	100.3	(^o)	(^o)	(^o)	(^o)	(^o)	(^o)
Jars		3079-C51	12/82	(^o)	(^o)	(^o)	(^o)	(^o)	(^o)	(^o)
Plastic caps and closures		3079-CD	12/82	101.1	101.9	103.4	1.5	2.3	2.3	2.7
Caps and closures		3079-C79	12/82	101.1	101.9	103.4	1.5	2.3	2.3	2.7
Food trays		3079-CE	12/82	102.6	101.4	101.8	.4	-8	1.7	1.9
Food trays (baskets, shipping boxes, and cases)		3079-C81	12/82	102.6	101.4	101.8	.4	-8	1.7	1.9
Other plastics packaging		3079-CF	12/82	100.5	102.0	103.0	1.0	2.5	3.4	3.3
Other plastics packaging		3079-C89	12/82	100.5	102.0	103.0	1.0	(^o)	3.4	3.3
Transportation fabricated plastics products		3079-D	12/82	102.3	102.8	102.5	-3	.2	.4	2.1
Components, housing, accessories and parts for transportation ..		3079-DA	12/82	103.1	103.6	103.8	.2	.8	1.2	3.2
Motor vehicles		3079-D32	12/82	103.3	104.2	104.4	.2	1.1	1.5	3.7
Aircraft, space and missile		3079-D34	12/82	102.0	103.3	(^o)	(^o)	(^o)	(^o)	(^o)
Foam plastics for automobiles		3079-DB	12/82	100.8	101.0	99.6	-1.3	-1.1	-1.2	-5
Electrical and electronic fabricated plastics products		3079-E	12/82	100.2	100.5	101.0	.5	.9	.9	.2
Office, computing & accounting machines, cash registers & ..										
data processing machines		3079-EA	12/82	103.3	105.4	105.3	-1	2.3	4.3	5.1
Office, computing & accounting machines, cash registers, ..										
and data processing machines		3079-E11	12/82	103.3	105.4	105.3	-1	(^o)	4.3	5.1
Household and commercial appliances		3079-EB	12/82	101.4	101.4	102.9	1.6	1.6	1.8	2.4
Household and commercial appliances		3079-E23	12/82	101.4	101.4	102.9	1.6	1.6	1.8	2.4
Other electrical and electronic equipment		3079-EF	12/82	98.8	98.9	98.9	0	.4	.4	-3.3
Other electrical and electronic equipment		3079-E83	12/82	98.8	98.9	98.9	0	.4	.4	-3.3
Plastic industrial machinery parts		3079-F	12/82	106.4	107.0	107.0	0	.5	.6	2.8
Selected plastic industrial machinery products		3079-FA	12/82	105.2	106.7	106.7	0	1.2	1.4	6.7
Gears, bearings, bushings and cams		3079-F21	12/82	100.8	102.6	102.4	-2	1.6	1.6	2.4
Other components, housings, accessories and parts		3079-F25	12/82	106.8	108.2	108.2	0	1.1	1.3	8.2
Other industrial plastics products		3079-FB	12/82	107.2	107.2	107.2	0	0	0	0
Other industrial plastics products		3079-F41	12/82	107.2	107.2	107.2	0	0	0	0
Dinnerware, tableware, and kitchenware, except cups		3079-G	12/82	101.9	104.2	103.6	-6	1.7	2.1	3.6
Dinnerware, tableware, and kitchenware, except cups		3079-G11	12/82	101.9	104.2	103.6	-6	(^o)	2.1	3.6
Consumer, institutional & commercial fabricated plastics ..										
products, n.e.c.		3079-H	12/82	102.7	103.7	103.5	-3	1.5	2.1	3.2
Foamed plastics products		3079-HA	12/82	102.8	102.8	101.2	-1.6	.2	.7	1.3
Foam plastics (incl. sponges, holiday decorations, etc.)		3079-H31	12/82	107.4	107.0	101.9	-4.7	.6	2.1	3.7
Selected consumer, institutional and commercial plastics ..										
products		3079-HB	01/83	101.7	102.5	104.0	1.4	1.0	2.3	(^o)
Nonfoam cups		3079-H37	01/83	101.7	(^o)	104.0	(^o)	1.0	2.3	(^o)
Consumer, institutional and commercial plastic containers		3079-HC	12/82	(^o)	98.1	98.1	0	(^o)	(^o)	(^o)
Flower pots and plant containers		3079-H53	12/82	(^o)	90.6	90.6	0	(^o)	(^o)	(^o)
Plasticware (other than dinnerware, tableware, and ..										
kitchenware)		3079-HD								
Hospitalware		3079-H63	12/82	119.4	112.9	111.6	-1.1	-4.7	9.3	9.4
Other consumer, commercial and industrial products		3079-HE	12/82	104.8	106.7	106.1	-5	2.6	1.4	3.2
Other consumer, commercial and industrial products		3079-H73	12/82	104.8	106.7	106.1	-5	2.6	1.4	3.2
Unsupported plastics film, sheetings, rods and tubes		3079-1	12/82	103.6	103.8	104.8	.9	2.0	1.5	5.8
Film, sheets, and sheetings (excl. foam and floor and wall ..										
coverings)		3079-1A	12/82	103.1	103.3	105.2	1.8	3.1	2.3	6.3
Polyethylene		3079-127	12/82	101.7	102.8	103.7	.9	(^o)	1.6	3.7
Polystyrene		3079-147	12/82	(^o)	(^o)	71.8	(^o)	2.4	(^o)	(^o)
Vinyl and vinyl copolymer		3079-167	12/82	103.8	102.2	104.1	1.9	1.9	-1	4.1
Other unsupported plastics film, sheets and sheeting		3079-177	12/82	108.1	108.5	112.7	3.9	6.0	5.8	11.7
Rods, tubes and other shapes		3079-1B	12/82	108.3	108.6	101.4	-6.6	-6.6	-6.0	1.4
Rods, tubes and other stock shapes (excl. foam)		3079-185	12/82	108.3	108.6	101.4	-6.6	-6.6	-6.0	(^o)
Laminated plastics sheets, rods and tubes		3079-3	12/82	99.2	99.6	99.9	.3	.3	1.0	1.0
Thermosetting		3079-301	12/82	97.5	98.1	98.1	.1	0	.3	-1
Thermoplastic		3079-381	12/82	104.0	103.9	104.7	.9	(^o)	2.8	4.1
Building and construction plastics products		3079-6	12/82	108.2	107.5	111.9	4.1	.5	.4	12.2
Plastic construction panels		3079-6A								
Corrugated and flat panels		3079-612	12/82	96.0	99.6	99.6	0	.4	3.4	4.6
Selected finished plastic construction products		3079-6B	12/82	105.9	105.9	105.9	0	0	.8	4.5
Doors, partitions, moldings, windows and frames, and ..										
decorative trim		3079-623	12/82	102.6	102.6	102.6	0	0	0	.2
Supported and unsupported floor, wall and counter coverings ..		3079-6C	12/82	103.4	103.8	103.8	0	-1	.9	3.8
Other unsupported floor, wall, and counter coverings		3079-639	12/82	103.2	103.8	103.8	0	-1	1.1	3.8
Plastic pipes and fittings		3079-6E	12/82	113.8	112.0	119.9	7.0	.4	.5	20.9
Pipes		3079-657	12/82	101.7	99.5	109.7	10.2	(^o)	4.0	10.7
Fittings and unions		3079-658	12/82	154.2	154.2	(^o)	(^o)	(^o)	(^o)	(^o)
Insulation (foam) including pipe and block		3079-6F	01/83	104.6	104.6	104.6	0	0	0	(^o)

See footnotes at end of table.

Table 4. Producer price indexes for the net output of selected industries and their products—Continued

Industry and product ¹	Industry code	Product code	Index base	Index			Percent change to Mar. 1984 from —			
				Nov. 1983 ²	Feb. 1984 ²	Mar. 1984 ²	Feb. 1984	Dec. 1983	Sep. 1983	Mar. 1983
Miscellaneous Plastics Products—Continued										
Regenerated cellulosic products, except rayon		3079-8	12/82	101.5	102.0	104.8	2.8	2.4	(⁹)	(⁹)
Regenerated cellulosic products, except rayon		3079-827	12/82	101.5	102.0	104.8	2.8	2.4	(⁹)	(⁹)
Custom compounded purchased resins		3079-9	12/82	99.7	99.7	99.7	0	0	-0.4	-0.3
Custom compounded purchased resins		3079-911	12/82	99.7	99.7	99.7	0	0	-0.4	-0.3
Miscellaneous receipts		3079-M	12/82	104.1	105.6	105.1	-4	1.2	3.0	5.1
Resales		3079-Z89	12/82	104.1	105.6	105.1	-4	(⁹)	3.0	5.1
Secondary products		3079-S	12/82	104.1	104.2	101.5	-2.5	(⁹)	-2.4	1.2
Leather tanning and finishing										
Leather tanning and finishing	3111		06/81	107.6	111.6	113.7	1.9	5.0	6.7	13.9
Primary products		3111-P	06/81	107.5	112.1	114.7	2.3	6.2	7.4	15.4
Finished cattle hide and kip side leather		3111-1	06/81	108.4	112.8	115.1	2.0	5.2	7.6	15.7
Grains, except offal and wetting leather		3111-1A	06/81	109.3	112.5	113.8	1.2	3.1	5.9	13.0
Bag, case, and strap leather		3111-134	06/81	102.5	110.8	112.7	1.7	10.3	12.9	12.8
Upper leather, including patent		3111-137	06/81	106.6	112.3	114.6	2.0	6.7	8.9	16.6
Dress and casual shoe, including all patent		3111-13711	06/81	105.7	111.9	114.2	2.0	6.9	8.6	15.8
Other upper leather		3111-13712	06/81	111.0	114.2	116.5	2.1	5.6	10.6	20.4
Garment leather		3111-142	06/81	106.8	111.3	117.5	5.6	8.8	12.9	(⁹)
Other grains		3111-147	06/81	109.0	107.6	106.4	-1.1	(⁹)	-4.1	(⁹)
Finished splits		3111-1C	06/81	94.5	113.6	124.7	9.8	31.7	28.7	48.8
Finished sheep and lamb leather		3111-3	06/81	109.9	110.3	110.3	0	.4	.8	7.2
Garment leather		3111-331	06/81	101.8	103.2	103.2	0	(⁹)	1.9	1.6
Rough, crust, and wet blue not finished in the same establishment		3111-5	06/81	91.8	123.7	146.4	18.4	67.8	44.7	97.1
Wet blue cattle hide splits		3111-512	06/81	91.0	129.4	157.1	21.4	84.1	53.3	24.8
Rough, crust and other wet blue		3111-513	06/81	95.8	96.5	95.5	-1.0	-7	.3	.2
Receipts for contract tanning done for others on their materials		3111-9	06/81	106.5	105.7	106.4	.7	.6	-2.7	1
Men's footwear										
Men's footwear	3143		12/80	108.5	109.6	110.3	.6	1.5	1.5	2.2
Primary products		3143-P	12/80	108.2	109.3	110.1	.7	1.6	1.6	2.2
Men's leather upper footwear		3143-1	12/80	108.6	109.9	110.5	.6	1.6	1.6	2.2
Men's leather upper dress and casual shoes		3143-111	12/80	107.4	108.4	108.4	0	(⁹)	.3	1.6
Men's leather upper boots		3143-112	12/80	111.3	111.8	111.8	0	(⁹)	.3	.7
Men's leather upper work shoes or boots		3143-113	12/80	109.7	111.9	114.4	2.3	(⁹)	5.1	4.3
Men's leather upper other footwear		3143-114	12/80	104.6	108.4	108.4	0	(⁹)	3.7	.6
Men's plastic upper footwear		3143-2	12/80	103.8	103.9	106.1	2.2	2.3	2.5	2.2
Men's plastic upper dress and casual shoes		3143-216	12/80	103.9	104.0	107.0	2.9	(⁹)	3.3	2.8
Secondary products		3143-S	12/80	106.6	107.4	107.4	0	.8	1.0	1.3
Women's footwear										
Women's footwear	3144		12/80	104.6	103.0	103.9	.8	-6	-9	1.4
Primary products		3144-P	12/80	103.6	102.0	102.8	.9	-8	-1.1	1.4
Women's leather upper footwear		3144-1	12/80	103.7	101.8	102.7	.9	-9	-1.3	.9
Women's leather upper dress shoes		3144-111	12/80	104.3	105.9	107.1	1.1	2.5	2.4	4.6
Women's leather upper casual shoes		3144-112	12/80	102.3	101.9	102.4	.5	.3	.4	2.2
Women's leather upper sandals		3144-113	12/80	102.2	89.3	92.4	3.6	(⁹)	-11.2	-6.9
Women's leather upper boots		3144-114	12/80	109.1	112.4	111.0	-1.2	(⁹)	1.7	1.7
Women's leather upper other footwear		3144-115	12/80	112.4	(⁹)	113.3	(⁹)	.7	.8	1.2
Women's plastic upper footwear		3144-2	12/80	103.1	102.6	103.2	.6	.1	.2	4.4
Women's plastic upper dress shoes		3144-216	12/80	106.1	106.0	106.8	.7	.7	.8	1.7
Women's plastic upper casual shoes		3144-217	12/80	110.1	112.5	113.4	.8	3.0	3.0	7.0
Women's plastic upper sandals		3144-218	12/80	72.9	61.9	61.6	-5	(⁹)	-15.5	7.5
Women's other upper footwear		3144-3								
Secondary products		3144-S	12/80	117.9	120.4	120.4	0	2†	2.1	3.2
Footwear, except rubber, n.e.c.										
Footwear, except rubber, n.e.c.	3149		12/79	112.2	113.3	113.5	.1	1.7	1.7	2.3
Primary products		3149-P	12/79	110.9	112.3	112.7	.3	2.4	2.4	3.1
Youths' and boys' footwear		3149-1	12/79	119.5	121.6	121.6	0	1.8	3.5	5.8
Youths' and boys' leather upper footwear		3149-112	12/79	114.3	117.3	117.3	0	2.7	3.1	3.8
Misses' footwear		3149-2	12/79	98.9	100.4	100.4	0	1.5	1.5	1.5
Misses' leather upper footwear		3149-215	12/79	103.8	106.3	106.3	0	2.5	2.5	2.5
Children's footwear		3149-3	12/79	110.9	113.8	113.9	.1	4.6	2.7	3.1
Children's leather upper footwear		3149-318	12/79	112.5	116.6	116.8	.1	6.6	3.8	4.4
Infants' and babies' footwear		3149-4	12/79	116.5	117.9	120.0	1.8	5.1	5.0	5.7
Infants' and babies' leather upper footwear		3149-421	12/79	117.4	118.0	120.7	2.3	5.4	5.4	6.2
Athletic footwear, except rubber		3149-5	12/79	107.8	107.8	107.8	0	0	.3	.8
Athletic footwear designed for sports		3149-524	12/79	121.8	(⁹)	(⁹)	(⁹)	(⁹)	(⁹)	(⁹)
All other footwear, except rubber, n.e.c.		3149-6	12/79	109.3	109.5	109.9	.3	.5	.5	1.4
Secondary products		3149-S	12/79	117.0	117.0	116.3	-6	-6	-7	-4
Men's footwear		3143-S	12/80	103.0	103.0	101.7	-1.3	-1.3	-1.3	-7
Women's footwear		3144-S	12/80	104.2	104.2	103.9	-4	-4	-4	-4
Other secondary products		3149-SSS	12/79	194.1	(⁹)	(⁹)	(⁹)	(⁹)	(⁹)	(⁹)
Women's and children's handbags and purses										
Women's and children's handbags and purses	3171		06/82	105.9	104.4	104.5	.1	.9	1.5	2.2
Primary products		3171-P	06/82	106.6	104.9	104.9	0	1.0	1.7	2.1
Women's and children's handbags and purses		3171-5	06/82	106.6	104.9	104.9	0	1.0	1.7	2.1
All or chiefly leather		3171-511	06/82	102.3	102.5	102.5	0	(⁹)	3.2	4.6
All or chiefly plastic		3171-551	06/82	(⁹)	105.2	104.7	-5	(⁹)	.8	.9
Other materials, except precious metals		3171-571	06/82	108.8	(⁹)	110.1	(⁹)	(⁹)	1.7	1.4
Secondary products		3171-S	06/82	102.2	102.0	102.6	.6	.3	.1	2.6
Personal leather goods, except women's handbags and purses										
Personal leather goods, except women's handbags and purses	3172		06/82	101.5	103.5	106.5	2.8	5.0	4.8	4.4

See footnotes at end of table.

Table 4. Producer price indexes for the net output of selected industries and their products—Continued

Industry and product ¹	Industry code	Product code	Index base	Index			Percent change to Mar. 1984 from —			
				Nov. 1983 ²	Feb. 1984 ²	Mar. 1984 ²	Feb. 1984	Dec. 1983	Sep. 1983	Mar. 1983
Personal leather goods, except women's handbags and purses—Continued										
Primary products		3172-P	06/82	101.5	103.7	106.9	3.1	5.4	5.3	4.8
Personal leather goods, except women's handbags and purses		3172-5	06/82	101.5	103.7	106.9	3.1	5.4	5.3	4.8
Billfolds, wallets, French purses and clutches		3172-5A	06/82	104.1	108.2	108.1	-1	3.8	3.8	4.9
Billfolds, wallets, French purses and clutches, leather		3172-511	06/82	103.5	107.6	107.5	-2	3.8	3.8	4.9
Billfolds and wallets		3172-51111	06/82	106.8	113.6	113.3	-3	6.1	6.1	6.9
French purses		3172-51122	06/82	98.7	101.3	101.3	0	2.7	2.7	3.6
Clutches		3172-51133	06/82	101.8	(?)	(?)	(?)	(?)	(?)	(?)
Billfolds, wallets, French purses and clutches, except leather		3172-515	06/82	110.5	(?)	(?)	(?)	(?)	(?)	(?)
Travel kits		3172-531	06/82	101.0	101.8	150.0	47.3	(?)	48.5	(?)
Other personal goods, leather		3172-596	06/82	100.7	(?)	(?)	(?)	(?)	(?)	(?)
Other personal goods, except leather		3172-597	06/82	101.5	104.7	104.0	-6	1.4	.2	.3
Secondary products		3172-S	06/82	102.1	102.1	102.1	0	0	0	0
Flat glass										
Primary products	3211	3211-P	12/80	113.8	113.8	113.8	0	0	0	-9
Other flat glass, made from glass produced in the same establishment		3211-4	12/80	114.8	114.8	114.8	0	0	(?)	(?)
Other flat glass		3211-498	12/80	(?)	(?)	(?)	(?)	(?)	(?)	(?)
Sheet(window), plate and float glass		3211-5	12/80	110.7	110.7	110.7	0	0	0	0
.085 inch through .107 inch		3211-512	12/80	114.2	114.2	114.2	0	(?)	0	0
Glass containers										
Primary products	3221	3221-P	06/82	98.0	98.0	98.2	.2	.1	0	-9
Glass containers for domestic consumption		3221-1	06/82	98.0	98.2	98.3	.2	.1	.1	-7
Narrow neck containers		3221-11	06/82	97.5	97.6	97.9	.3	.2	.2	-5
Food		3221-111	06/82	99.5	99.6	99.6	0	(?)	-1	-3
Medicinal and health		3221-112	06/82	99.7	99.7	99.7	0	(?)	-1	-2
Toiletries and cosmetics		3221-114	06/82	100.3	100.3	100.3	0	(?)	0	0
Non-alcoholic beverage		3221-115	06/82	93.4	94.0	94.9	1.0	1.2	1.2	-2
Non-refillable		3221-1155	06/82	96.2	96.1	96.4	.3	-1	-1	-1.7
10 to 11.9 oz		3221-11552	06/82	92.8	92.8	94.2	1.5	(?)	1.2	-1.7
16 to 16.9 oz		3221-11554	06/82	92.8	92.6	92.9	.3	(?)	-4	-2.9
Beer		3221-116	06/82	98.9	98.8	98.8	0	-1	-3	-1.2
Non-refillable		3221-1166	06/82	98.8	98.7	98.7	0	-1	-4	-1.2
Under 11 oz		3221-11661	06/82	100.0	100.0	100.0	0	(?)	0	0
12 to 15.9 oz		3221-11663	06/82	100.0	100.0	100.0	0	(?)	0	(?)
Liquor		3221-117	06/82	99.3	98.9	99.2	.3	-9	-9	-9
Wine		3221-119	06/82	100.0	100.0	100.0	0	0	0	0
Wide mouth containers		3221-13								
Food		3221-131	06/82	100.2	100.4	99.9	-4	-3	-3	-1.6
Pressed and blown glass, n.e.c.										
Primary products	3229	3229-P	06/83	102.5	106.6	107.3	.7	5.2	6.8	(?)
Table, kitchen, art, and novelty glassware		3229-1	06/83	102.6	107.4	108.1	.7	5.8	7.5	(?)
Machine made table, kitchen, art, and novelty glassware		3229-12	06/83	100.0	101.3	101.3	0	1.3	1.3	(?)
Tumblers (one piece excluding packers' tumblers)		3229-121	06/83	(?)	100.0	100.0	0	0	(?)	(?)
Pressed tumblers		3229-12101	06/83	(?)	(?)	100.2	(?)	.2	(?)	(?)
Tableware		3229-123	06/83	100.0	101.4	101.4	0	1.4	1.4	(?)
Ornamental, decorative, and novelty glassware and smokers' accessories		3229-128	06/83	100.0	100.1	100.4	.3	.4	.4	(?)
Handmade table, kitchen, art, and novelty glassware		3229-13	06/83	101.8	103.5	113.1	9.2	12.7	12.7	(?)
Stemware		3229-132	06/83	103.5	101.8	119.2	17.0	(?)	18.3	(?)
Tableware		3229-139	06/83	100.0	105.2	106.8	1.5	(?)	6.8	(?)
Other handmade, including ornamental, decorative, novelty and smokers' accessories		3229-138	06/83	101.1	106.2	107.2	1.0	7.2	7.2	(?)
Lighting and electronic glassware		3229-2	06/83	103.7	101.8	101.8	0	-1.7	1.3	(?)
Bowls and enclosing globes and other glass parts for interior lighting		3229-237	06/83	102.8	102.5	102.5	0	0	2.5	(?)
Glass fiber-textile type		3229-3	06/83	105.4	108.1	109.9	1.7	5.6	8.1	(?)
Mat		3229-325	06/83	108.3	108.1	109.4	1.1	-6	4.3	(?)
Other pressed and blown glassware		3229-4	06/83	103.0	138.6	138.6	0	34.6	38.6	(?)
Products of purchased glass										
Primary products	3231	3231-P	06/83	100.6	101.1	101.0	-1	.4	1.6	(?)
Laminated glass		3231-3	06/83	100.0	100.0	100.0	0	0	0	(?)
Laminated plate and float, 1/4 inch and under		3231-311	06/83	100.0	99.9	99.9	0	-1	-1	(?)
Automotive		3231-31121	06/83	100.0	99.9	99.9	0	-1	-1	(?)
Non-automotive		3231-31123	06/86	100.0	100.0	100.0	0	(?)	0	(?)
Laminated plate and float, over 1/4 inch		3231-331	07/83	(?)	104.8	104.8	0	(?)	(?)	(?)
Mirrors		3231-5	06/83	100.3	101.6	101.7	.1	1.6	1.6	(?)
Framed mirrors (decorated or undecorated)		3231-5A	06/83	(?)	103.2	103.2	0	3.2	(?)	(?)
Plate and float glass		3231-511	06/83	(?)	103.2	103.2	0	(?)	(?)	(?)
Unframed mirrors (decorated or undecorated)		3231-5B	06/83	100.4	101.1	101.1	0	1.0	1.1	(?)
Plate and float glass		3231-561	06/83	100.5	98.8	98.8	0	(?)	-1.2	(?)
Automotive rearview mirrors		3231-571	06/83	100.7	100.4	100.9	.5	(?)	(?)	(?)
Pressed and blown glassware, made from glass purchased or transferred from other establishments		3231-7	06/83	101.7	102.5	102.4	-1	1.1	2.2	(?)
Consumer glassware		3231-711	06/83	103.0	105.5	105.3	-2	3.4	5.3	(?)

See footnotes at end of table.

Table 4. Producer price indexes for the net output of selected industries and their products—Continued

Industry and product ¹	Industry code	Product code	Index base	Index			Percent change to Mar. 1984 from —			
				Nov. 1983 ²	Feb. 1984 ²	Mar. 1984 ²	Feb. 1984	Dec. 1983	Sep. 1983	Mar. 1983
Products of purchased glass—Continued										
Other glassware, including scientific, laboratory, industrial, etc.		3231-751	06/83	101.2	101.2	101.2	0	0	0.8	(?)
Other glass products, made from glass purchased or transferred from other establishments		3231-8	06/83	100.8	100.5	100.2	-4	-5	.3	(?)
Multiple-glazed, sealed insulating glass units		3231-871	06/83	100.0	99.5	99.5	0	(?)	-5	(?)
Tempered glass for automotive use		3231-881	06/83	100.0	101.3	101.3	0	(?)	1.3	(?)
Tempered glass for architectural and construction purposes		3231-883	06/83	100.5	97.1	96.1	-1.0	(?)	-3.1	(?)
Tempered glass for other uses, such as appliances		3231-889	06/83	103.0	101.5	101.5	-1	(?)	2.9	(?)
Other flat glass products		3231-898	06/83	101.7	102.2	101.3	-8	-2	.8	(?)
Secondary products		3231-S	06/83	98.4	101.9	102.3	.4	1.9	9.5	(?)
Hydraulic cement										
Primary products	3241	3241-P	06/82	99.7	101.4	103.9	2.5	4.2	2.0	7.1
Portland cement		3241-1	06/82	99.6	101.5	104.3	2.8	4.7	2.5	8.0
Normal portland cement, ASTM Type I		3241-111	06/82	100.3	102.0	105.1	3.0	4.6	2.1	9.7
Northeast region		3241-1111								
Middle Atlantic division		3241-11112	06/82	94.4	100.1	107.5	7.4	10.8	7.4	18.9
North Central region		3241-1112	06/82	107.1	110.9	115.9	4.5	8.5	4.0	12.7
East North Central division		3241-11121	06/82	112.7	116.3	125.1	7.5	11.5	4.1	18.8
West North Central division		3241-11122	06/82	99.6	103.5	103.5	.0	(?)	3.9	3.9
South region		3241-1113	06/82	99.9	100.6	101.9	1.3	2.6	.6	4.5
South Atlantic division		3241-11131	06/82	102.8	107.2	112.2	4.7	9.3	10.4	16.0
East South Central division		3241-11132	06/82	109.0	(?)	109.0	(?)	(?)	0	6.1
West South Central division		3241-11133	06/82	92.1	90.2	89.3	-1.0	-1.9	-7.4	-6.2
West region		3241-1114	06/82	96.0	93.7	93.7	0	-2.4	-2.4	7.9
Pacific division		3241-11142	06/82	95.7	92.4	92.4	0	-3.4	-3.4	11.9
Moderate heat of hydration (moderate sulfate resistance), ASTM Type II		3241-112	06/82	98.6	101.1	104.0	2.9	6.2	4.8	4.4
Northeast region		3241-1121	06/82	96.5	107.7	113.7	5.5	23.9	13.6	17.9
Middle Atlantic division		3241-11212	06/82	101.7	108.8	112.6	3.4	(?)	8.9	16.0
West region		3241-1124	06/82	92.2	93.0	94.2	1.3	1.8	1.6	.1
Pacific division		3241-11242	06/82	92.2	93.2	93.0	-3	.4	.2	-1.9
High early strength, ASTM Type III		3241-113	06/82	100.5	100.2	101.0	.9	.9	.8	1.5
Other portland cements		3241-117	06/82	90.7	94.4	93.5	-9	(?)	-1.5	-1.2
Vitreous china food utensils										
Primary products	3262	3262-P	12/83	(?)	101.5	102.2	.7	2.2	(?)	(?)
Vitreous china and porcelain table and kitchen utensils		3262-1	12/83	(?)	101.9	101.8	-1	1.8	(?)	(?)
Tableware (for serving food and drink)		3262-11	12/83	(?)	101.9	101.8	-1	1.8	(?)	(?)
Hotel or commercial tableware		3262-118	12/83	(?)	102.0	101.9	-2	1.9	(?)	(?)
Pottery products, n.e.c., including fine earthenware food utensils										
Primary products	3268	3268-P	12/83	(?)	102.3	101.4	-9	1.4	(?)	(?)
Art, decorative and novelty pottery		3268-1	12/83	(?)	102.6	101.5	-1.1	1.5	(?)	(?)
China and porcelain		3268-111	12/83	(?)	100.5	100.5	0	.5	(?)	(?)
Earthenware and stoneware		3268-131	12/83	(?)	100.7	100.7	0	.7	(?)	(?)
Stoneware and fine earthenware food utensils, household and commercial		3268-2	12/83	(?)	100.3	100.3	0	.3	(?)	(?)
Tableware		3268-211	12/83	(?)	104.8	102.1	-2.6	2.1	(?)	(?)
Kitchenware		3268-212	12/83	(?)	103.8	99.5	-4.2	-5	(?)	(?)
Other pottery products, n.e.c.		3268-3	12/83	(?)	106.4	106.4	0	6.4	(?)	(?)
All other pottery products, incl. chemical stoneware & porcelain, n.e.c.		3268-315	12/83	(?)	102.5	102.5	0	2.5	(?)	(?)
Concrete block and brick										
Primary products	3271	3271-P	06/81	104.3	105.0	105.4	.4	1.1	1.3	3.2
Concrete block and brick		3271-1	06/81	105.0	105.5	105.9	.4	.8	1.0	3.0
Structural block, aggregate		3271-11	06/81	104.4	105.0	105.4	.4	.9	1.1	3.3
Lightweight units made with concrete weighing less than 105 lb. per cu. ft. (dry weight)		3271-111	06/81	105.7	106.0	106.5	.4	.9	1.1	3.9
Stretcher units, aggregate		3271-1111	06/81	105.1	105.6	106.0	.4	.9	.9	3.5
Stretcher units, 8"x8"x16"		3271-11111	06/81	103.3	104.5	104.8	.3	1.5	1.3	4.1
Stretcher units, other sizes n.e.c.		3271-11112	06/81	105.5	105.9	106.4	.5	(?)	.8	3.4
Other lightweight units, any size, n.e.c.		3271-1112	06/81	109.1	108.7	109.2	.4	.9	2.6	6.1
Medium weight units made with concrete weighing > 105 lb. but < 125 lb. per cu. ft. (dry weight)		3271-115								
Stretcher units, aggregate		3271-1151	06/81	100.4	100.4	100.4	0	0	0	.9
Stretcher units, 8"x8"x16"		3271-11511	06/81	102.2	102.2	102.2	0	0	0	4.7
Normal weight units made with concrete weighing at least 125 lb. per cu. ft. (dry weight)		3271-117	06/81	104.0	105.2	105.7	.4	1.2	1.4	3.3
Stretcher units, aggregate		3271-1171	06/81	103.8	104.5	104.8	.3	.6	.8	2.5
Stretcher units, 8"x8"x16"		3271-11711	06/81	103.0	103.4	104.9	1.4	1.5	1.2	2.2
Stretcher units, other sizes n.e.c.		3271-11712	06/81	104.0	104.8	104.8	0	(?)	.7	2.6
Other normal weight units, any size, n.e.c.		3271-1172	06/81	104.7	109.3	110.5	1.1	4.8	4.9	7.8
Decorative block (such as screen block, split block, slump block, shadow block, etc.)		3271-121	06/81	103.1	103.1	103.7	.6	.6	.6	.5
Concrete brick		3271-151	06/81	120.1	120.1	120.1	0	0	0	.2
Paving blocks		3271-161	06/81	106.3	107.3	107.0	-3	.6	.6	.6
Miscellaneous receipts		3271-M	06/81	101.2	102.1	102.3	.3	1.5	2.2	3.2
Miscellaneous receipts and contract work		3271-XY9	06/81	113.9	113.9	113.9	0	0	0	(?)
Resales		3271-Z89	06/81	100.5	101.4	101.7	.3	1.6	2.3	3.4
Secondary products		3271-S	06/81	106.1	108.4	109.7	1.2	(?)	3.4	6.4

See footnotes at end of table.

Table 4. Producer price indexes for the net output of selected industries and their products—Continued

Industry and product ¹	Industry code	Product code	Index base	Index			Percent change to Mar. 1984 from —			
				Nov. 1983 ²	Feb. 1984 ²	Mar. 1984 ²	Feb. 1984	Dec. 1983	Sep. 1983	Mar. 1983
Concrete products	3272		12/79	116.1	117.1	116.4	-0.6	0	-0.1	0.3
Primary products		3272-P	12/79	115.2	116.0	115.2	-7	-3	-1	0
Concrete pipe		3272-1	12/79	111.1	111.2	110.7	-4	-4	2	1.2
Culvert and storm sewer pipe		3272-16	12/80	105.1	105.4	104.7	-6	-6	-2	1.2
Reinforced		3272-161	12/79	114.2	114.5	113.8	-7	(³)	-2	1.3
Nonreinforced		3272-162	12/79	109.6	109.6	(³)	(³)	(³)	(³)	(³)
Sanitary sewer pipe		3272-17	12/80	103.6	103.5	103.5	0	-1	1.2	2.1
Reinforced		3272-171	12/79	110.7	110.6	110.6	0	-1	1.3	2.3
Precast concrete products		3272-2	12/79	119.7	120.5	120.5	0	.5	-1	-1
Burial vaults and boxes		3272-234	12/79	122.2	123.3	123.3	0	(³)	.9	.9
Concrete septic tanks		3272-261	12/79	129.9	129.9	129.9	0	0	0	0
Other precast concrete products		3272-281	12/79	112.6	113.1	113.1	0	0	-1.0	-1.0
Prestressed concrete products, excluding pipe		3272-3	12/79	114.8	117.2	114.1	-2.6	-1.2	-5	-1.9
Prestressed concrete tees and channels		3272-311	12/79	118.0	120.9	109.1	-9.8	-8.9	-7.6	-9.6
Prestressed concrete bridge beams		3272-325	12/79	(³)	(³)	(³)	(³)	(³)	(³)	(³)
Miscellaneous receipts		3272-M	12/79	122.5	124.3	125.7	1.1	2.5	-1.4	4.7
Contract work and other miscellaneous receipts		3272-XY9	12/79	127.2	127.2	127.2	0	0	0	0
Resales		3272-Z89	12/79	120.6	123.2	125.1	1.6	3.7	-2.0	6.8
Secondary products		3272-S	12/79	125.5	126.9	126.9	0	1.1	1.1	-4
Ready mixed concrete	3273		06/81	103.1	103.8	104.0	.2	1.2	1.1	2.3
Primary products		3273-P	06/81	103.1	103.9	104.1	.2	1.3	1.2	2.6
Ready mixed concrete		3273-111	06/81	103.1	103.9	104.1	.2	1.3	1.2	2.6
Miscellaneous receipts		3273-M	06/81	102.9	103.0	103.0	0	.2	.1	-3
Other miscellaneous receipts and contract work		3273-XY9	06/81	103.6	103.6	(³)	(³)	(³)	(³)	(³)
Resales		3273-Z89	06/81	102.7	102.7	102.7	0	(³)	.1	-4
Secondary products		3273-S	06/81	103.1	103.2	103.6	.4	.7	.1	.3
Gypsum products	3275		06/81	118.8	127.5	127.6	0	6.8	13.5	24.6
Primary products		3275-P	06/81	121.0	130.3	130.3	0	5.7	14.3	26.7
Regular gypsumboard, common sizes		3275-2	06/81	122.4	132.8	132.9	.1	6.6	16.9	29.4
1/2 inch		3275-225	06/81	123.8	134.8	134.9	.1	6.9	17.6	31.1
Other gypsum products		3275-3	06/81	124.1	129.3	129.3	0	4.6	11.9	29.3
Type X gypsumboard		3275-315	06/81	121.0	126.9	(³)	(³)	(³)	(³)	(³)
Other gypsum products, n.e.c.(incl. sheathing, coreboard, and other sizes of reg. gypsumboard)		3275-335	06/81	132.4	135.4	135.4	0	.5	3.0	(³)
Abrasive products	3291		12/80	116.6	117.3	117.2	0	-3	.6	-3
Primary products		3291-P	12/80	116.6	117.2	116.8	-3	-8	.3	-5
Nonmetallic synthetic sized grain and flour abrasives		3291-1	12/80	103.2	102.5	100.2	-2.2	-2.9	-2.9	-8.1
Aluminum oxide		3291-119	12/80	90.9	(³)	75.3	(³)	(³)	-17.2	-30.7
Nonmetallic bonded abrasive products, including diamond abrasives		3291-2	12/80	119.1	121.4	122.0	.5	1.0	1.9	2.1
Synthetic and natural bonded abrasives, all grinding shapes, resinoid and shellac bond		3291-2A	12/80	119.7	122.1	122.4	.3	.6	1.4	1.7
Reinforced		3291-237	12/80	120.7	123.9	123.9	0	.3	1.0	1.6
Nonreinforced		3291-242	12/80	118.9	120.7	121.3	.5	(³)	1.7	1.8
Synthetic and natural bonded abrasives, all grinding shapes, rubber and other bond		3291-2B	12/80	124.1	127.7	127.7	0	0	2.9	2.9
Rubber bond		3291-244	12/80	125.2	129.1	129.1	0	0	3.1	3.1
Other bond		3291-265	12/80	112.0	112.7	112.7	0	.6	.6	.6
Diamond and cubic boron nitride wheel		3291-2C	12/80	106.2	107.8	107.0	-8	-7	.5	1.6
Metal bond		3291-262	12/80	108.6	110.8	110.8	0	0	2.0	3.5
Other bond		3291-264	12/80	103.6	104.6	102.9	-1.6	-1.6	-1.2	-5
Synthetic and natural bonded abrasives, all grinding shapes, vitrified bond		3291-231	12/80	125.4	127.8	129.5	1.3	(³)	3.3	3.3
Other synthetic & natural nonmetallic abrasives & abrasive products, except coated abrasives		3291-298	12/80	(³)	(³)	110.4	(³)	0	0	0
Nonmetallic coated abrasive products and buffing wheels, polishing wheels and laps		3291-3	12/80	123.2	123.1	123.1	0	-1.6	.5	1.1
Cloth belts, any abrasive		3291-3D	12/80	125.4	125.0	125.0	0	.1	.5	.2
Glue bond		3291-312	12/80	(³)	117.8	117.8	0	(³)	(³)	-3.7
Resin and waterproof bond		3291-316	12/80	125.7	125.7	125.7	0	.5	.5	.6
Other cloth shapes, any abrasive		3291-3E	12/80	122.7	122.8	122.8	0	1.4	1.4	2.3
Glue bond		3291-314	12/80	126.0	128.1	128.1	0	(³)	3.3	(³)
Resin and waterproof bond		3291-318	12/80	119.1	119.3	119.3	0	(³)	.1	1.1
Glue bond		3291-324	12/80	130.6	130.6	130.6	0	(³)	0	.4
Other, incl. paper-cloth comb., vulcanized fibercloth comb., vulcanized fibers, etc.		3291-339	12/80	122.8	122.8	122.8	0	(³)	0	.5
Buffing and polishing wheels and laps, any material, containing no abrasives		3291-371	12/80	112.8	114.1	114.4	.3	1.1	1.3	1.0
Metal abrasives, including scouring pads		3291-4	12/80	116.7	118.7	118.7	0	1.7	1.7	2.4
Metal soap pads, scouring pads, and other metal abrasives		3291-459	12/80	124.9	126.6	126.6	0	1.4	1.4	2.6
Miscellaneous receipts		3291-M								
Resales		3291-Z89	12/80	118.6	(³)	(³)	(³)	(³)	(³)	(³)
Secondary products		3291-S	12/80	116.0	116.0	118.7	2.3	2.0	2.2	-1.6
Mineral wool	3296		12/81	108.6	104.4	105.6	1.2	-2.5	-2.0	-1.1
Primary products		3296-P	12/81	109.5	104.6	106.0	1.3	-3.0	-2.5	-1.5
Mineral wool for structural insulation		3296-1	12/81	107.8	101.3	103.0	1.6	-4.1	-3.9	-2.5
Loose fiber and granulated fiber		3296-111	12/81	101.7	103.9	104.6	.7	(³)	2.9	(³)
Building batts, blankets, and rolls		3296-135	12/81	109.8	105.5	108.8	3.1	-1.0	-6	1.7

See footnotes at end of table.

Table 4. Producer price indexes for the net output of selected industries and their products—Continued

Industry and product ¹	Industry code	Product code	Index base	Index			Percent change to Mar. 1984 from —			
				Nov. 1983 ²	Feb. 1984 ²	Mar. 1984 ²	Feb. 1984	Dec. 1983	Sep. 1983	Mar. 1983
Mineral wool—Continued										
R-11.0 to R-18.9		3296-13535	12/81	115.0	110.3	115.6	4.9	(³)	1.2	2.3
Other mineral wool for thermal insulation, including insulating board		3296-198	12/81	105.0	(³)	101.9	(³)	(³)	(³)	.4
Mineral wool for industrial, equipment, and appliance insulation		3296-2	12/81	112.7	110.9	111.6	.7	-0.9	.1	.4
Molded insulation (such as special automotive, appliance, and aerospace items)		3296-245	12/81	100.8	100.8	102.0	1.2	(³)	1.2	1.4
Blocks and boards		3296-251	12/81	109.6	105.6	106.1	.5	-2.3	-7.0	(³)
Pipe insulation		3296-261	12/81	101.4	88.0	94.9	7.8	.7	-3	-1.0
Acoustical, including pads, boards, patches, etc.		3296-283	04/82	93.6	(³)	80.2	(³)	(³)	-11.6	-14.0
Other mineral wool for insulation		3296-298	12/81	115.2	122.6	121.1	-1.2	.1	5.3	6.5
Secondary products		3296-S	12/81	101.3	(³)	102.8	(³)	(³)	2.8	2.8
Blast furnaces and steel mills	3312		06/82	103.0	103.9	104.0	0	1.0	1.2	3.6
Primary products		3312-P	06/82	103.0	103.5	103.6	.1	.6	.8	3.2
Open die or smith forgings (hammer or press), ferrous		3312-B	06/82	97.9	99.0	99.1	.1	-3	-3	1.9
Alloy steel, excluding stainless and hi-temp		3312-B63	06/82	96.4	96.6	96.7	.1	-1.6	-1.6	-1.4
Other steel mill products, except wire products		3312-C	06/82	101.1	100.8	100.8	0	-3	-6	.2
Coke oven and blast furnace products		3312-1	06/82	97.8	93.5	94.8	1.4	-3.0	-3.1	-3.6
Coke oven products		3312-1A	06/82	96.9	90.8	92.8	2.1	-4.2	-4.3	-4.9
Coke, except screenings and breeze		3312-111	06/82	97.0	89.4	91.8	2.7	-5.3	-5.4	-6.2
Furnace coke		3312-11111	06/82	96.9	85.8	89.1	3.8	(³)	-8.1	-9.1
Foundry coke		3312-11112	06/82	98.4	101.4	101.4	0	3.4	2.9	2.9
Blast furnace products		3312-1B	06/82	99.9	100.3	100.1	-2	.2	-1	-2
Pig iron		3312-191	06/82	99.9	100.5	100.2	-3	.3	-2	-3
Steel ingots and semifinished shapes and forms		3312-2	06/82	99.9	98.6	98.6	0	-1.2	-1.5	-1.6
Semifinished products (excluding wire rods), carbon		3312-213								
Billets, carbon		3312-21311	06/82	101.8	98.2	98.2	0	-3.5	-3.5	-3.1
Wire rods, carbon		3312-219	06/82	99.3	99.6	99.6	0	(³)	.7	.7
Semifinished products (excluding wire rods), alloy		3312-236	06/82	95.9	97.9	97.9	0	2.0	.2	-2.0
Billets, alloy		3312-23611	06/82	80.6	85.9	85.9	0	6.5	.5	-13.9
Semifinished products (excluding wire rods), stainless		3312-256	06/82	100.0	100.0	100.0	0	0	0	0
Wire rods, stainless		3312-259	06/82	97.8	97.8	97.8	0	0	0	0
Tin mill products, h.r. sheets and strip (incl. metallic coated and electrical)		3312-3	06/82	108.5	109.8	109.9	.1	1.4	1.8	5.3
Sheets, h.r., carbon		3312-311	06/82	106.0	108.1	108.2	.1	2.1	1.0	5.3
Sheets and strip, hot dipped galvanized, carbon		3312-313	06/82	110.8	111.9	112.2	.2	(³)	1.2	7.2
Sheets and strip, electrolytic galvanized, carbon		3312-315	06/82	105.7	108.6	108.6	0	2.7	3.4	5.3
Other metallic coated sheets and strip, carbon		3312-317	06/82	110.5	110.5	110.5	0	1.1	0	7.2
Strip, h.r., carbon		3312-319	06/82	106.1	109.1	109.3	.2	(³)	2.1	6.1
Blackplate		3312-324	06/82	115.7	115.7	115.7	0	0	5.1	5.1
Tinplate		3312-326	06/82	111.1	111.2	111.2	0	.1	4.6	4.6
Sheets, h.r., alloy		3312-331	06/82	112.4	112.4	112.4	0	0	0	5.2
Sheets and strip, electrical, alloy		3312-335	06/82	101.3	100.3	100.3	0	.1	-1.1	.6
Hot rolled bars, plates and structural shapes		3312-4	06/82	99.0	99.8	99.8	-1	.5	.8	2.2
Plates (other than floor plates), carbon		3312-413	06/82	104.1	103.4	103.4	0	-7	-7	-7
Heavy structural shapes, carbon		3312-41511	06/82	93.5	94.0	94.0	0	-8	-2	1.7
Bars, h.r., carbon		3312-422	06/82	96.5	97.7	97.6	-1	1.1	1.7	4.7
Bars, h.r., carbon, merchant quality		3312-42211	06/82	96.1	98.5	98.3	-2	2.3	3.4	7.6
Bars, h.r., carbon, special quality		3312-42212	06/82	96.8	97.0	96.9	0	.1	.3	2.1
Bars, light structurals, carbon		3312-424	06/82	103.9	98.4	98.4	0	-5.3	-4.4	-1.4
Concrete reinforcing bars, carbon		3312-425	06/82	94.8	96.5	96.6	.1	2.3	2.9	5.3
Plates, alloy		3312-431	06/82	103.4	103.0	103.0	0	-3	-3	-3
Heavy structural shapes, alloy		3312-435	06/82	98.7	100.7	100.7	0	2.0	2.0	2.0
Bars, h.r. (incl. light structurals), alloy		3312-441	06/82	102.2	104.4	104.4	0	2.2	2.2	4.4
Tool steel, high speed, alloy		3312-448	06/82	90.4	95.8	94.1	-1.7	.3	-8	-2.4
Tool steel, other than high speed, alloy		3312-449	06/82	95.3	99.1	99.1	0	4.0	4.0	4.0
Plates, stainless		3312-453	06/82	89.4	93.2	92.2	-1.1	3.0	2.9	4.5
Bars, h.r., stainless		3312-461	06/82	100.0	106.5	106.5	0	.8	6.5	6.5
Steel wire		3312-5	06/82	100.5	101.6	101.6	0	.6	1.1	.9
Carbon wire		3312-5A	06/82	100.6	101.3	101.3	0	.7	.7	.5
Plain wire, carbon		3312-511	06/82	100.6	101.4	101.4	0	.9	.9	.9
Galvanized wire, carbon		3312-515	06/82	100.6	100.4	100.6	.1	(³)	-1	(³)
Stainless wire		3312-551	06/82	100.1	104.8	104.8	0	0	4.7	4.7
Steel pipe and tubes		3312-6	06/82	89.2	89.1	89.1	0	.2	-4	-7
Pipe and oil country tubular goods, carbon		3312-6A	06/82	89.2	89.5	89.5	0	.3	-4	.5
Standard pipe, carbon		3312-611	06/82	89.3	90.0	90.0	0	(³)	3.5	5.6
Oil country tubular goods, carbon		3312-619	06/82	86.4	86.4	86.4	0	0	-3.4	-3.6
Casing (OCTG), carbon		3312-61911	06/82	86.9	86.9	86.9	0	0	-4.0	-4.3
Pipe and tubing, alloy		3312-6E	06/82	82.8	81.2	81.2	0	0	-1.9	-6.5
Oil country tubular goods, alloy		3312-633	06/82	81.6	78.5	78.5	0	0	-3.8	-12.2
Casing (OCTG), alloy		3312-63311	06/82	76.6	72.7	72.7	0	(³)	-5.1	-16.0
Cold rolled sheets and strip (excl. metallic coated and electrical)		3312-7	06/82	111.3	113.0	113.0	0	1.9	2.0	8.1
Sheets, c.r., carbon		3312-711	06/82	111.7	112.9	112.9	0	1.1	1.1	7.1
Strip, c.r., carbon		3312-715	06/82	112.3	112.8	112.8	0	.5	.5	7.2
Sheets, c.r., stainless		3312-751	06/82	101.6	110.9	110.9	0	10.8	10.4	18.7
Cold finished bars		3312-8	06/82	100.8	104.9	104.9	0	.9	4.0	7.2
Bars, c.f., stainless		3312-851	06/82	99.3	107.2	107.2	0	1.1	8.0	8.6
Bars, c.f., stainless, 300 series		3312-85111	06/82	99.0	107.6	107.6	0	1.8	8.7	9.6
Secondary products		3312-S	06/82	100.2	100.5	101.0	.5	.9	1.4	1.8
Other secondary products		3312-SSS	06/82	108.9	109.6	110.2	.6	1.3	1.3	2.6
Steel wire products		3315-S	06/82	95.0	95.1	95.2	.2	.3	1.5	.9

See footnotes at end of table.

Table 4. Producer price indexes for the net output of selected industries and their products—Continued

Industry and product ¹	Industry code	Product code	Index base	Index			Percent change to Mar. 1984 from —			
				Nov. 1983 ²	Feb. 1984 ²	Mar. 1984 ²	Feb. 1984	Dec. 1983	Sep. 1983	Mar. 1983
Electrometallurgical products	3313		06/83	100.9	102.6	102.2	-0.4	1.2	1.1	(³)
Primary products		3313-P	06/83	100.9	102.6	102.2	-0.4	1.2	1.1	(³)
Ferrosilicon		3313-3	06/83	99.3	102.2	102.1	-1	2.8	1.4	(³)
Ferrosilicon		3313-311	06/83	99.3	102.2	102.1	-1	(³)	1.4	(³)
Other ferroalloys and products made in electric and other furnaces, except blast furnaces		3313-4	06/83	104.0	104.9	103.8	-1.1	-2	(³)	(³)
Other products made in electric and other furnaces, except blast furnaces		3313-498	06/83	105.1	104.6	104.0	-6	(³)	(³)	(³)
Steel wire and related products - mfpn	3315		06/82	97.9	98.2	98.4	.2	.3	1.2	0.2
Primary products		3315-P	06/82	96.9	97.3	97.3	.1	.3	1.0	-1.3
Noninsulated ferrous wire rope, cable and strand		3315-1	06/82	99.0	99.4	99.4	0	.7	4.5	1.1
Wire rope and cable		3315-111	06/82	99.1	98.7	98.7	.1	0	5.1	.8
Steel nails and spikes		3315-2	06/82	98.6	99.6	99.7	.1	-1.0	-1.2	0
Steel wire nails		3315-2A	06/82	100.9	100.6	100.8	.2	-8	-1.9	1.7
Bright nails		3315-211	06/82	99.5	98.9	99.4	.5	-1.7	-2.0	1.3
Galvanized nails		3315-213	06/82	99.8	99.8	99.8	0	(³)	0	-2
Wire staples and tacks, cut nails and spikes		3315-2B	06/82	97.0	98.9	99.0	0	-1.2	-7	-1.1
Steel wire staples		3315-223	06/82	96.7	98.7	98.7	0	-1.2	-7	-1.3
Steel wire		3315-5	06/82	95.8	96.2	96.3	.1	.4	.3	-2.1
Carbon wire		3315-5A	06/82	96.0	96.2	96.2	.0	.2	0	-2.4
Plain wire, carbon		3315-511	06/82	97.6	97.7	97.7	0	(³)	0	-6
Galvanized wire, carbon		3315-515	06/82	83.0	(³)	(³)	(³)	(³)	(³)	(³)
Other coated wire, carbon		3315-519	06/82	98.0	98.4	98.4	0	(³)	.2	-1.1
Stainless wire		3315-551	06/82	91.9	94.2	94.6	.4	(³)	2.4	0
Other fabricated ferrous wire products		3315-9	06/82	94.0	94.6	94.6	0	.6	1.5	1.5
Welded steel wire fabric		3315-96	06/82	97.5	99.2	99.2	0	1.5	3.8	(³)
Welded steel wire fabric (concrete reinforcing mesh)		3315-961	06/82	97.5	99.4	99.4	0	2.0	4.0	(³)
Secondary products		3315-S	06/82	108.5	108.2	110.9	2.4	-1	5.7	10.6
Cold finishing of steel shapes - mfpn	3316		06/82	103.2	106.5	106.6	.1	3.9	4.6	8.6
Primary products		3316-P	06/82	102.7	105.9	105.9	0	3.8	4.2	8.2
Cold rolled sheets and strip		3316-7	06/82	103.1	107.8	107.8	0	5.7	6.8	10.9
Strip, c.r., carbon		3316-715	06/82	104.8	111.1	111.1	0	6.0	6.1	10.8
Strip, c.r., alloy		3316-735	06/82	104.9	107.2	107.2	0	2.2	2.2	(³)
Cold finished bars		3316-8	06/82	101.8	102.1	102.1	-1	.5	.2	3.5
Bars, c.f., carbon		3316-811	06/82	103.8	104.5	104.5	0	.7	.3	4.8
Bars, c.f., alloy		3316-831	06/82	97.9	97.3	97.3	0	-5	-7	.3
Secondary products		3316-S	06/82	100.0	100.0	100.0	0	0	0	(³)
Steel pipe and tubes - mfpn	3317		06/82	94.1	96.9	97.0	.1	2.5	4.2	3.8
Primary products		3317-P	06/82	93.2	95.6	96.0	.4	2.4	4.0	3.4
Steel pipe and tubes		3317-6	06/82	93.2	95.6	96.0	.4	2.4	4.0	3.4
Pipe and oil country tubular goods, carbon		3317-6A	06/82	93.1	89.0	89.2	.2	-2.9	-2.9	-2.4
Standard pipe, carbon		3317-611	06/82	101.8	101.8	102.5	.6	.6	3.5	3.9
Line pipe, carbon		3317-612	06/82	97.7	91.1	91.1	0	-2.2	-6.2	-6.2
Oil country tubular goods, carbon		3317-619	06/82	81.3	75.0	75.0	0	-7.8	-7.6	-6.5
Casing (OCTG), carbon		3317-61911	06/82	(³)	75.9	75.9	0	(³)	-7.8	-6.4
Tubing (OCTG), carbon		3317-61912	06/82	76.3	70.6	70.6	0	(³)	-6.6	-6.9
Pressure tubing, carbon		3317-6B	06/82	91.0	91.1	91.1	0	.1	.1	-1.8
Pressure tubing, seamless, carbon		3317-621	06/82	84.7	84.7	84.7	0	(³)	0	-3.5
Pressure tubing, welded, carbon		3317-622	06/82	97.0	97.2	97.2	0	.2	.2	-4
Mechanical tubing, carbon		3317-6C	06/82	92.9	98.3	98.9	.6	3.9	6.5	6.7
Mechanical tubing, seamless, carbon		3317-623	06/82	96.7	96.7	96.7	0	(³)	0	0
Mechanical tubing, welded, carbon		3317-624	06/82	92.0	98.6	99.4	.8	(³)	8.1	8.4
Structural pipe and tubing, carbon		3317-627	06/82	96.8	97.9	97.9	0	(³)	1.2	-1.9
Pipe and tubing, alloy		3317-6E	06/82	90.8	91.5	92.0	.6	1.4	2.5	2.5
Oil country tubular goods, alloy		3317-633	06/82	76.4	72.9	72.9	0	-4.6	-4.6	-4.6
Casing (OCTG), alloy		3317-63311	06/82	74.4	70.0	70.0	0	(³)	-6.0	-6.0
Tubing (OCTG), alloy		3317-63312	06/82	83.8	83.8	83.8	0	0	0	0
Mechanical tubing, alloy		3317-645	06/82	97.2	97.2	98.2	1.0	1.0	1.0	1.0
Pressure tubing, stainless		3317-6F	06/82	95.9	107.1	107.9	.7	16.3	16.8	11.2
Pressure tubing, welded, stainless		3317-662	06/82	94.5	109.5	110.5	.9	(³)	23.0	15.1
Mechanical tubing, stainless		3317-6G	06/82	112.4	118.1	(³)	(³)	(³)	(³)	(³)
Mechanical tubing, welded, stainless		3317-664	06/82	121.9	131.8	(³)	(³)	(³)	(³)	(³)
Other pipe and tubing (incl. standard pipe), stainless		3317-669	06/82	107.8	111.0	110.0	-9	2.8	4.5	3.8
Secondary products		3317-S	06/82	100.9	103.4	103.2	-2	(³)	2.6	(³)
Gray iron foundries	3321		12/80	110.8	113.0	113.0	0	2.0	2.7	2.0
Primary products		3321-P	12/80	110.8	112.9	112.9	0	1.9	2.6	1.7
Pressure and soil pipe and fittings, cast iron		3321-1	12/80	102.0	105.2	105.1	0	3.1	4.4	2.8
Pressure pipe and fittings, ductile iron		3321-111	12/80	100.4	102.2	102.2	0	(³)	3.2	.2
Pressure pipe and fittings, gray iron		3321-121	12/80	105.2	106.3	106.0	-3	.5	2.3	2.4
Soil pipe and fittings, gray and ductile iron		3321-131	12/80	103.7	111.8	111.8	0	7.4	9.1	9.9
Motor vehicle castings, gray and ductile iron		3321-3	12/80	113.8	116.9	116.9	.1	2.8	3.7	2.6
Castings for passenger cars, gray iron		3321-311	12/80	114.4	117.7	118.5	.7	3.6	4.9	5.1
Castings for other motor vehicles, gray iron		3321-312	12/80	114.0	116.1	116.8	.6	2.4	2.8	-1.0
Castings for passenger cars, ductile iron		3321-321	12/80	115.0	119.4	115.7	-3.1	.6	1.0	-1.7
Castings for other motor vehicles, ductile iron		3321-322	12/80	103.2	103.4	102.6	-7	.5	1.7	(³)
Gray and ductile iron castings, other		3321-9	12/80	110.2	111.0	110.9	-1	.8	.7	.3
Castings for construction and utility uses, gray and ductile iron		3321-951	12/80	110.1	110.6	110.6	0	.5	.2	.6

See footnotes at end of table.

Table 4. Producer price indexes for the net output of selected industries and their products—Continued

Industry and product ¹	Industry code	Product code	Index base	Index			Percent change to Mar. 1984 from —			
				Nov. 1983 ²	Feb. 1984 ²	Mar. 1984 ²	Feb. 1984	Dec. 1983	Sep. 1983	Mar. 1983
Gray iron foundries—Continued										
Molds and stools for heavy steel ingots		3321-961	12/80	107.3	107.3	107.3	0	0	0	0
Ductile iron castings, other		3321-971	12/80	110.9	112.0	111.8	-2	.5	1.1	1.3
Gray iron castings, other		3321-981	12/80	110.8	111.7	111.7	0	.7	.8	.2
Secondary products		3321-S	12/80	109.3	107.6	107.6	0	-1.5	-1.1	-9
Malleable iron foundries	3322		06/81	106.5	107.6	107.6	0	.3	1.7	1.8
Primary products		3322-P	06/81	106.6	107.9	107.9	0	.3	1.9	2.1
Standard malleable iron castings		3322-131	06/81	107.1	109.0	109.0	0	.4	1.9	2.5
Pearlitic malleable iron castings		3322-221	06/81	105.5	105.5	105.5	0	(³)	2.1	(³)
Steel investment foundries	3324		06/81	115.8	116.6	116.6	0	.1	-.6	1.7
Primary products		3324-P	06/81	115.3	115.5	115.4	0	-.4	-1.2	.7
Carbon and low alloy steel investment castings		3324-163	06/81	113.0	113.7	113.7	0	(³)	1.1	2.0
High alloy steel investment castings, including stainless steel		3324-165	06/81	115.9	115.9	115.8	-1	(³)	-1.7	.4
Steel foundries, n.e.c.	3325		06/81	103.4	104.7	104.7	0	2.3	1.4	2.4
Primary products		3325-P	06/81	104.9	106.3	106.2	-1	1.5	1.5	2.5
Carbon steel castings, except investment		3325-2	06/81	104.1	106.4	106.4	-1	2.2	2.4	4.1
Railroad wheels and specialties		3325-214	06/81	95.5	99.2	99.1	-2	3.9	3.8	7.3
All other carbon steel castings		3325-219	06/81	108.9	110.4	110.3	0	1.4	1.7	2.6
High alloy steel castings, including stainless steel		3325-4	06/81	103.9	104.1	104.0	-1	.1	.1	.2
All other high alloy steel castings, including stainless steel		3325-431	06/81	105.1	105.3	105.2	-1	.1	.1	.3
Low alloy steel castings		3325-5								
All other low alloy steel castings		3325-559	06/81	108.3	108.0	107.9	-1	.8	.2	.8
Secondary products		3325-S	06/81	92.0	93.2	93.6	.4	(³)	1.2	1.0
Primary smelting and refining of nonferrous metals	333		12/80	92.6	92.6	94.4	2.0	1.6	1.6	4.0
Primary copper	3331		06/80	77.7	78.4	82.2	4.9	4.7	-4.8	-6.4
Primary products		3331-P	06/80	75.1	75.2	79.9	6.3	6.4	-6.5	-8.5
Refined copper		3331-2	06/80	75.1	75.2	79.9	6.3	6.4	-6.5	-8.5
Copper cathode		3331-21311	06/80	76.1	77.3	83.3	7.8	(³)	-3.4	-5.9
Secondary products		3331-S	06/80	72.7	74.7	76.9	2.9	2.0	-3.9	-4.6
Other secondary products		3331-SSS	06/80	65.2	66.3	70.0	5.5	4.4	-3.6	-3.9
Primary zinc	3333		06/80	129.8	137.9	139.3	1.0	5.2	14.5	34.8
Primary products		3333-P	06/80	129.8	137.9	139.3	1.0	5.2	14.5	34.8
Primary aluminum	3334		06/80	117.8	116.7	116.3	-.3	-.8	3.0	6.8
Primary products		3334-P	06/80	116.3	115.9	115.5	-.3	-.6	3.8	6.0
Primary aluminum, except extrusion billet		3334-7	06/80	116.1	115.8	115.5	-.3	-.5	3.8	4.6
Aluminum ingot, unalloyed		3334-71111	06/80	121.1	120.9	120.9	0	.1	5.4	8.6
Aluminum ingot, alloyed		3334-71112	06/80	119.5	120.0	118.7	-1.1	-1.0	2.5	10.8
Other primary aluminum, except extrusion billet		3334-71113	06/80	103.9	102.2	102.5	.3	-.9	3.0	-9.2
Aluminum extrusion billet		3334-8	06/80	116.9	116.6	115.9	-.5	-1.3	3.8	15.4
Primary nonferrous metals, n.e.c.	3339		06/80	102.3	103.5	102.6	-.9	-.1	-2.9	.7
Primary products		3339-P	06/80	110.4	112.2	111.1	-1.0	0	-2.8	.9
Secondary products		3339-S	06/80	63.3	61.5	61.6	.2	-1.0	-4.0	-1.4
Secondary nonferrous metals	3341		06/80	86.0	87.0	88.6	1.9	2.3	-.4	12.1
Primary products		3341-P	06/80	85.0	85.7	87.2	1.8	2.2	-1.1	12.2
Copper		3341-2	06/80	76.0	77.5	80.2	3.5	4.4	-2.2	2.3
Copper, alloyed		3341-231	06/80	79.4	81.1	84.0	3.6	5.4	-.1	6.9
Brass ingot, alloyed		3341-23111	06/80	78.1	80.7	83.7	3.8	(³)	1.2	8.2
Bronze ingot, alloyed		3341-23112	06/80	82.1	82.3	83.9	1.9	3.1	-3.6	4.1
Other copper, alloyed		3341-23113	06/80	92.8	83.6	92.5	10.6	(³)	-3.4	(³)
Lead		3341-3	06/80	78.7	74.9	75.7	1.1	-.3	2.7	1.8
Lead, unalloyed		3341-311	06/80	80.7	77.5	80.7	4.2	(³)	13.6	(³)
Antimonial lead		3341-321	06/80	67.8	61.5	60.8	-1.1	(³)	-3.2	(³)
Zinc		3341-4	06/80	125.4	131.0	134.1	2.4	5.5	9.4	20.8
Zinc dust		3341-405	06/80	126.7	127.1	127.8	.5	.8	.8	1.6
Zinc base alloys		3341-411	06/80	122.9	130.0	133.6	2.8	(³)	11.4	25.4
Precious metals		3341-5	06/80	62.9	61.9	66.0	6.6	3.3	-8.3	-10.5
Gold, unalloyed		3341-511	06/80	63.5	62.3	65.7	5.4	2.1	-3.1	-8.7
Silver, unalloyed		3341-531	06/80	57.6	57.0	62.0	8.7	5.6	-16.2	-13.6
Aluminum, except extrusion billet		3341-7	06/80	107.0	111.0	110.5	-.5	2.9	.8	39.5
Aluminum ingot		3341-71111	06/80	104.5	109.6	107.9	-1.5	2.4	-.4	(³)
Aluminum, other types except extrusion billet		3341-71112	06/80	117.7	118.2	121.2	2.5	(³)	4.1	31.9
Miscellaneous receipts		3341-M	06/80	95.8	100.7	104.1	3.4	4.3	7.8	17.0
Contract toll work		3341-Y85	06/80	(³)	95.1	95.1	0	0	0	(³)
Secondary products		3341-S	06/80	93.3	90.8	92.0	1.3	.9	-3.9	(³)
Rolling, drawing and extruding of copper	3351		12/80	90.4	91.4	93.1	1.8	1.7	0	-.2
Primary products		3351-P	12/80	92.6	94.1	96.0	2.0	2.4	.1	.2
Copper and copper base alloy wire		3351-1	12/80	93.7	93.7	93.9	.1	1.3	-1.4	-2.6
Unalloyed		3351-111	12/80	90.2	86.8	86.1	-.8	-3.5	-8.2	-11.9
Bare		3351-11112	12/80	89.9	84.9	(³)	(³)	(³)	(³)	(³)
Alloyed		3351-131								
Bare		3351-13114	12/80	98.1	100.0	100.4	.5	(³)	-.9	2.3
Copper and copper-base alloy rod, bar and shapes		3351-3	12/80	91.1	93.1	95.2	2.2	3.1	-.5	-1.3

See footnotes at end of table.

Table 4. Producer price indexes for the net output of selected industries and their products—Continued

Industry and product ¹	Industry code	Product code	Index base	Index			Percent change to Mar. 1984 from —			
				Nov. 1983 ²	Feb. 1984 ²	Mar. 1984 ²	Feb. 1984	Dec. 1983	Sep. 1983	Mar. 1983
Rolling, drawing and extruding of copper—Continued										
Unalloyed copper bars, shapes and non-electric rod		3351-311								
Rod		3351-31115	12/80	82.5	84.7	86.5	2.2	1.2	-4.2	-7.3
Copper-base alloy rod, bar and shapes		3351-332	12/80	97.7	99.4	101.9	2.5	4.6	2.5	4.0
Rod		3351-33218	12/80	94.2	96.6	99.7	3.2	(³)	3.8	4.9
Copper and copper-base alloy sheet, strip and plate		3351-4	12/80	102.8	104.9	105.9	1.0	.8	.6	2.0
Unalloyed copper flat products		3351-413	12/80	97.7	100.4	99.1	-1.2	-.8	-3.3	-3.7
Strip		3351-41322	12/80	99.8	102.5	99.1	-3.3	-2.7	-5.0	-5.5
Copper-base alloy flat products		3351-435	12/80	104.4	106.4	108.2	1.7	1.3	1.9	3.9
Strip		3351-43526	12/80	103.5	105.3	106.3	1.0	.6	-.5	1.4
Copper and copper-base alloy pipe and tube		3351-5	12/80	83.9	84.4	87.3	3.4	3.4	.5	.8
Unalloyed pipe and tube, plumbing		3351-516								
Tube		3351-51631	12/80	77.1	77.5	80.4	3.7	4.2	2.1	.8
Unalloyed, other pipe and tube		3351-518								
Tube		3351-51833	12/80	79.1	79.5	82.0	3.1	2.5	-.8	-.5
Copper-base alloy, other pipe and tube		3351-538								
Tube		3351-53839	12/80	103.1	104.0	107.3	3.2	2.9	-.7	2.0
Secondary products		3351-S	12/80	80.7	79.3	79.9	.8	-1.9	-.2	-2.1
Aluminum sheet, plate, foil and welded tube products										
	3353		06/81	109.7	112.8	115.1	2.0	4.2	8.9	16.0
Primary products		3353-P	06/81	109.6	113.0	115.5	2.2	4.7	8.6	14.3
Aluminum plate		3353-1								
Heat-treatable		3353-113	06/81	111.2	113.0	114.3	1.2	2.8	5.1	12.6
Aluminum sheet		3353-2	06/81	109.8	113.4	116.2	2.5	5.0	9.3	15.5
Flat, heat-treatable		3353-223	06/81	105.4	105.4	107.0	1.5	1.5	2.6	11.3
Flat, nonheat-treatable, bare		3353-224	06/81	110.4	118.7	118.4	-.2	5.4	8.1	8.9
Coiled, nonheat-treatable, bare		3353-231	06/81	110.1	113.6	117.2	3.2	5.3	11.4	18.4
Coiled, nonheat-treatable, bare, siding		3353-23111	06/81	106.6	113.2	115.9	2.4	5.6	13.7	16.8
Coiled, nonheat-treatable, bare, flinstock		3353-23112	06/81	125.7	129.9	133.2	2.5	(³)	7.9	38.4
Coiled, nonheat-treatable, bare, all others		3353-23115	06/81	110.9	115.0	118.6	3.1	6.3	12.0	18.1
Coiled, nonheat-treatable, precoated		3353-233	06/81	111.9	114.6	117.0	2.2	4.6	6.2	10.1
Aluminum foil		3353-3	06/81	107.4	110.0	110.9	.8	3.3	5.4	6.7
Aluminum welded tube		3353-4	06/81	109.3	109.3	109.3	0	0	-.1	9.3
Secondary products		3353-S	06/81	110.7	111.3	111.3	0	(³)	11.5	33.7
Aluminum extruded products										
	3354		12/81	106.7	107.9	108.2	.2	.8	2.8	13.2
Primary products		3354-P	12/81	108.2	109.6	109.9	.3	.9	3.4	14.6
Extruded aluminum rod, bar and other extruded shapes except tube		3354-1	12/81	108.4	109.3	109.4	.1	.9	3.2	15.1
Extruded rod and bar with alloys other than 2000 and 7000 series		3354-115	12/81	102.9	104.2	104.3	.1	.5	3.4	17.1
Rod		3354-11511	12/81	107.3	107.9	107.9	0	.8	4.1	10.0
Bar		3354-11512	12/81	98.5	100.5	100.7	.1	.2	2.7	25.9
Extruded rod and bar with alloys within 2000 and 7000 series ..		3354-118	12/81	110.2	110.2	110.2	0	0	7.9	7.9
Other extruded shapes except tube, with alloys other than 2000 and 7000 series		3354-125	12/81	110.1	111.8	111.6	-.1	1.2	2.4	17.4
Other extruded shapes, circle size 1 to, not including, 2		3354-12501	12/81	110.2	112.8	111.9	-.8	1.4	6.5	15.2
Other extruded shapes, circle size 2 to, not including, 3		3354-12502	12/81	114.1	114.5	114.2	-.3	.2	.2	14.7
Other extruded shapes, circle size 3 to, not including, 4		3354-12503	12/81	111.6	116.2	115.0	-1.0	3.3	1.4	22.7
Other extruded shapes, circle size 4 to, not including, 5		3354-12504	12/81	114.6	116.7	116.7	0	.3	1.7	17.8
Other extruded shapes, circle size 5 to, not including, 6		3354-12505	12/81	108.2	(³)	108.2	(³)	0	3.3	16.0
Other extruded shapes, circle size 6 to, not including, 10		3354-12506	12/81	113.5	112.9	113.5	.5	-.4	1.6	24.1
Extruded pipe		3354-12511	12/81	111.4	111.4	111.4	0	0	.1	20.4
Other extruded shapes, except tube, with alloys within 2000 and 7000 series		3354-128	12/81	104.9	101.7	103.5	1.8	1.2	1.8	7.6
Other extruded shapes, circle size 1 to, not including, 5		3354-12801	12/81	104.9	98.4	102.0	3.7	2.4	3.7	6.8
Other extruded shapes, circle size 5 and over		3354-12803	12/81	(³)	(³)	105.0	(³)	(³)	(³)	(³)
Aluminum extruded and drawn tube		3354-2	12/81	107.5	110.7	112.1	1.2	.9	4.4	12.5
Extruded tube		3354-251	12/81	108.6	108.3	110.3	1.9	(³)	1.6	14.2
Drawn tube		3354-253	12/81	105.5	115.1	115.1	0	0	9.8	9.8
Secondary products		3354-S	12/81	97.6	97.7	97.6	0	.1	-1.7	4.3
Aluminum rolling and drawing, n.e.c.										
	3355		06/81	107.6	108.4	111.1	2.5	2.9	4.7	8.8
Primary products		3355-P	06/81	108.3	109.0	112.0	2.8	3.2	5.0	9.6
Aluminum and aluminum-base alloy wire and cable		3355-1	06/81	112.5	113.0	111.2	-1.6	-2.8	3.2	19.3
Rolling, drawing and extruding nonferrous metals, except copper and aluminum										
	3356		06/82	110.7	110.8	116.2	4.9	4.0	-.7	-2.6
Primary Products		3356-P	06/82	111.0	111.1	116.6	5.0	4.0	-1.0	-3.0
Titanium mill shapes		3356-2	06/82	83.0	83.0	83.0	0	0	0	-5.8
Other titanium mill shapes, except wire		3356-279	06/82	83.2	83.2	83.2	0	(³)	.1	-5.2
Precious metal mill shapes		3356-3	06/82	132.5	132.6	146.7	10.6	8.5	-2.2	-5.1
Gold mill shapes		3356-382	06/82	121.9	122.5	125.7	2.6	1.8	-2.1	-7.4
Other gold mill shapes, except wire		3356-38213	06/82	123.2	121.7	126.3	3.8	1.4	-1.7	-6.1
Other nonferrous metal mill shapes		3356-9	06/82	102.1	102.3	103.0	.7	.4	.5	.3
Other lead mill shapes, except powder and wire		3356-959	06/82	101.6	101.0	101.7	.6	(³)	.4	-1.3
Other nonferrous metal wire		3356-992	06/82	99.8	98.6	98.3	-.2	(³)	-2.2	-1.8
Other nonferrous metal mill shapes		3356-998	06/82	100.7	100.9	102.1	1.2	.1	-.1	-1.5
Secondary products		3356-S	06/82	106.3	107.6	111.3	3.4	4.1	3.0	2.4
Nonferrous wire drawing and insulating										
	3357		12/82	101.4	100.8	101.4	.6	-.1	-1.9	-3.3
Primary products		3357-P	12/82	101.5	101.1	101.6	.4	0	-1.8	-3.0

See footnotes at end of table.

Table 4. Producer price indexes for the net output of selected industries and their products—Continued

Industry and product ¹	Industry code	Product code	Index base	Index			Percent change to Mar. 1984 from —			
				Nov. 1983 ²	Feb. 1984 ²	Mar. 1984 ²	Feb. 1984	Dec. 1983	Sep. 1983	Mar. 1983
Nonferrous wire drawing and insulating—Continued										
Electronic wire and cable		3357-1	12/82	102.9	103.6	103.5	0	0.3	0.5	3.2
Coaxial cable, armored and unarmored, copper		3357-115	12/82	104.8	106.9	106.0	-9	1.2	2.0	7.6
Hook-up wire, shielded and nonshielded, copper		3357-123	12/82	100.6	99.6	100.5	.9	-7	-1.4	-1.9
Multiconductor electronic wire and cable, shielded and nonshielded, copper		3357-125	12/82	103.2	103.5	103.2	-3	-3	.2	4.2
Other electronic wire and cable		3357-198	12/82	107.2	109.6	110.2	.6	(³)	1.6	1.7
Telephone and telegraph wire and cable		3357-2	12/82	102.3	102.2	101.8	-3	-5	-6	.1
Switchboard wire and cable, except telephone cord sets and cordage, copper		3357-244	12/82	105.3	104.4	106.1	1.6	(³)	.5	(³)
Rural and urban distribution wire and cable, copper		3357-248	12/82	100.0	99.5	100.0	.5	(³)	0	(³)
Other telephone and telegraph wire and cable		3357-298	12/82	98.5	98.5	94.0	-4.6	(³)	-4.8	-6.1
Control and signal wire and cable		3357-3	12/82	102.3	101.4	103.1	1.7	3.1	2.2	-1.2
Signal wire and cable, copper		3357-311	12/82	104.4	104.4	104.4	0	0	0	5.4
Control wire and cable, excluding elevator cable, copper		3357-312	12/82	101.5	100.1	102.9	2.7	4.8	3.6	-3.6
Other control and signal wire and cable		3357-398	12/82	101.5	101.0	99.4	-1.5	-2.1	-3.3	-2.2
Building wire and cable with Underwriters' Labels, except varnished cambric insulation and service wire		3357-4	12/82	105.7	99.9	100.4	.5	-4.3	-7.1	-10.7
Thermoset insulated building wire and cable, aluminum		3357-436	12/82	127.3	(³)	(³)	(³)	(³)	(³)	(³)
Thermoplastic insulated building wire and cable, flame retardant nylon (THHN, THWN), copper		3357-442	12/82	101.9	95.6	95.8	.2	-4.3	-8.8	-13.0
Thermoplastic insul. building wire and cable, moisture and heat resist. (THW), copper		3357-444	12/82	100.1	93.3	95.4	2.2	-3.7	-8.0	-11.8
Nonmetallic branch circuit underground feeder, copper		3357-448	12/82	99.5	93.4	92.5	-9	-7.6	-14.1	-19.7
Other building wire and cable		3357-449	12/82	88.9	91.1	94.0	3.2	1.5	-4.9	-19.4
Apparatus wire and cordage		3357-6	12/82	97.6	98.3	99.0	.7	1.3	.6	-.5
Appliance fixture wire, copper		3357-616	12/82	89.0	90.5	92.6	2.4	4.3	2.8	-6.8
Appliance wiring material, 14 gauge and larger, including motor and transformer lead, copper		3357-617	12/82	99.0	99.8	100.8	1.0	(³)	-6	-1.7
Other apparatus wire and cordage, including machine tool wire, copper		3357-618	12/82	104.9	106.2	106.8	.5	2.3	3.8	4.2
Magnet wire		3357-7	12/82	99.0	99.5	101.6	2.1	2.5	-1.3	-3.5
Film coated, (44 to 7 AWG and larger), class 105		3357-702	12/82	100.0	102.0	102.7	.6	2.7	.1	-2.8
32 AWG and larger round (also all square and rectangle), copper		3357-70203	12/82	95.2	99.1	99.9	.8	(³)	.6	-5.5
Film coated (44 to 7 AWG and larger), class 130		3357-703	12/82	98.4	99.1	101.1	2.1	1.9	-3.0	-4.6
33 to 44 AWG, inclusive, copper		3357-70307	12/82	100.6	100.4	102.0	1.6	(³)	-1.5	-2.9
Film coated (44 to 7 AWG and larger), class 180		3357-705	12/82	103.3	102.6	104.3	1.7	1.6	-1.0	-2.7
44 AWG and larger round (also all square and rectangle), copper		3357-70501	12/82	100.5	99.6	101.8	2.2	(³)	-3.0	-5.1
Film coated (44 to 7 AWG and larger), class 200		3357-706	12/82	99.0	99.4	102.6	3.2	2.9	-1.7	-3.2
21 AWG and larger round (also all square and rectangle), copper		3357-70601	12/82	98.3	98.7	101.7	3.0	(³)	-2.7	-4.3
Power wire and cable		3357-8	12/82	99.4	105.1	102.7	-2.3	2.1	2.5	3.4
Other power wire and cable		3357-898	12/82	110.4	110.4	111.5	1.0	(³)	5.0	9.0
Other insulated wire and cable		3357-9	12/82	99.8	101.3	101.8	.5	1.0	-1.2	-1.4
Automotive insulated wire and cable, copper		3357-901	12/82	103.0	104.5	104.4	-1	(³)	-5	-1.0
Airframe, shipboard and ground support cable, except coaxial and ignition cable, copper		3357-903	12/82	89.4	95.8	93.0	-2.9	-3.1	-6.2	-7.5
Other insulated or covered wire and cable, copper		3357-998	12/82	97.1	97.7	102.0	4.4	3.5	-2.1	-1.2
Secondary products		3357-S	12/82	103.4	103.8	105.2	1.4	1.9	4.7	4.1
Aluminum foundries										
Primary products	3361	3361-P	06/83	105.1	108.9	106.9	0	2.0	4.4	(³)
Aluminum and aluminum-base alloy die castings		3361-1	06/83	105.5	106.5	106.6	.1	1.8	3.9	(³)
Motor vehicle die castings		3361-111	06/83	109.1	108.7	109.1	.4	2.4	3.9	(³)
Die castings for passenger cars		3361-11111	06/83	109.1	108.7	109.2	.5	2.5	4.3	(³)
Die castings for other motor vehicles		3361-11112	06/83	109.2	108.0	107.7	-3	2.3	.4	(³)
Aluminum and aluminum-base alloy die castings, other		3361-115	06/83	106.1	106.2	106.2	0	1.0	3.6	(³)
Die castings for building and construction uses		3361-11511	06/83	107.5	107.5	107.5	0	1.5	3.9	(³)
Die castings for industrial machinery uses		3361-11512	06/83	105.0	105.2	105.2	0	.9	2.9	(³)
Die castings for electrical uses		3361-11513	06/83	105.0	106.2	106.3	.1	1.1	4.2	(³)
Other die castings, n.e.c.		3361-11514	06/83	107.0	106.0	105.9	-1	-3	4.1	(³)
Aluminum and aluminum-base alloy sand castings		3361-2	06/83	103.0	105.0	106.3	1.3	3.3	4.5	(³)
Motor vehicle sand castings		3361-211	06/83	104.3	105.0	105.9	.9	(³)	3.9	(³)
Aircraft sand castings		3361-213	06/83	(³)	100.6	100.6	0	(³)	-2	(³)
Aluminum and aluminum-base alloy sand castings, other		3361-215	06/83	101.9	105.9	108.0	2.0	5.9	6.1	(³)
Sand castings for industrial machinery uses		3361-21512	06/83	100.6	103.9	107.3	3.2	(³)	6.6	(³)
Other sand castings, n.e.c.		3361-21514	06/83	100.8	102.5	104.1	1.5	(³)	3.6	(³)
Aluminum and aluminum-base alloy permanent and semi-permanent mold castings		3361-3	06/83	105.0	105.4	105.8	.3	.1	4.4	(³)
Motor vehicle permanent and semi-permanent mold castings		3361-311	06/83	107.4	106.8	107.3	.5	-3	4.8	(³)
Aluminum and aluminum-base alloy permanent and semi-permanent mold castings, other		3361-315	06/83	102.2	103.8	104.0	.2	.6	4.0	(³)
Permanent and semi-permanent mold castings for industrial machinery uses		3361-31512	06/83	106.1	107.2	107.5	.2	1.5	7.5	(³)
Other permanent and semi-permanent mold castings, n.e.c.		3361-31514	06/83	100.3	100.2	100.9	.7	.6	.9	(³)
Other aluminum and aluminum-base alloy castings and cast products		3361-4	06/83	95.8	106.3	101.2	-4.8	5.7	.5	(³)
Secondary products		3361-S	06/83	102.6	109.3	108.9	-3	2.7	7.8	(³)
Brass, bronze and copper foundries										
	3362		06/83	101.5	101.4	101.6	.2	.5	.4	(³)

See footnotes at end of table.

Table 4. Producer price indexes for the net output of selected industries and their products—Continued

Industry and product ¹	Industry code	Product code	Index base	Index			Percent change to Mar. 1984 from —			
				Nov. 1983 ²	Feb. 1984 ²	Mar. 1984 ²	Feb. 1984	Dec. 1983	Sep. 1983	Mar. 1983
Brass, bronze and copper foundries—Continued										
Primary products		3362-P	06/83	100.8	100.7	100.9	0.2	0.4	0.2	(?)
Copper and copper-base alloy sand castings		3362-1	06/83	101.1	101.1	101.6	.5	1.0	.7	(?)
Copper and copper-base alloy sand castings		3362-111	06/83	101.1	101.1	101.6	.5	(?)	.7	(?)
Other copper and copper-base alloy castings		3362-2	06/83	99.9	99.5	99.1	-.4	-.8	-.8	(?)
Other copper and copper-base alloy castings, n.e.c.		3362-214	06/83	99.9	99.5	99.1	-.4	(?)	-.8	(?)
Copper-base alloy bearings and bushings, nonmachined ..		3362-3	06/83	100.5	100.5	99.0	-1.5	-1.5	-1.9	(?)
Copper-base alloy bearings and bushings, nonmachined ..		3362-311	06/83	100.5	100.5	99.0	-1.5	-1.5	-1.9	(?)
Secondary products		3362-S	06/83	104.6	104.6	104.6	0	(?)	1.5	(?)
Nonferrous foundries, n.e.c.										
Primary products	3369	3369-P	06/83	105.3	106.2	109.0	2.7	2.9	7.2	(?)
Zinc and zinc-base alloy castings		3369-1	06/83	104.8	106.9	110.7	3.6	4.2	10.0	(?)
Zinc and zinc-base alloy die castings		3369-151	06/83	103.5	105.5	109.6	3.8	4.4	8.8	(?)
Motor vehicle die castings		3369-15111	06/83	102.4	103.0	112.7	9.4	9.4	10.8	(?)
Other die castings, n.e.c.		3369-15112	06/83	104.3	107.3	107.3	0	.9	7.3	(?)
Other nonferrous castings, excluding aluminum and copper ..		3369-3	06/83	101.1	102.3	101.7	-.6	.3	1.1	(?)
Other nonferrous castings and cast products, n.e.c.		3369-391	06/83	100.6	102.1	101.3	-.8	.4	(?)	(?)
Secondary products		3369-S	06/83	105.9	102.1	106.0	3.8	1.9	5.8	(?)
Metal cans										
Primary products	3411	3411-P	06/81	105.8	107.8	107.9	.1	1.9	-2.0	3.9
Steel cans		3411-1	06/81	106.3	108.3	108.4	.1	1.9	-4.4	2.0
Steel cans, food		3411-1B	06/81	109.6	113.2	113.4	.1	3.4	3.4	3.6
Fruit and fruit juices can		3411-117	06/81	114.2	121.5	121.0	-.4	6.0	6.0	5.8
Vegetables and vegetable juices can		3411-119	06/81	106.7	106.7	108.1	1.3	(?)	1.3	1.7
Lard and shortening can		3411-127	06/81	(?)	(?)	116.4	(?)	(?)	1.6	1.7
Can, other foods (including soups)		3411-131	06/81	112.3	119.0	119.0	0	5.9	5.9	6.1
Steel cans, general packaging (incl. pet food)		3411-1C	06/81	104.0	104.9	105.1	.1	1.0	1.0	.8
Paint and varnish can		3411-137	06/81	110.7	113.3	113.3	0	2.3	3.0	2.0
Aerosol can		3411-139	06/81	98.5	99.6	99.6	0	(?)	1.1	1.8
Can, other non-foods		3411-141	06/81	102.8	103.2	104.0	.7	.9	.1	-.6
Aluminum cans		3411-2	06/81	103.5	106.1	106.1	0	2.5	.9	6.9
Aluminum cans, beverage		3411-2A	06/81	103.6	105.9	105.9	0	2.2	.3	6.9
Soft drink can		3411-211	06/81	103.6	106.5	106.5	0	2.8	-3.5	(?)
Beer can		3411-213	06/81	103.7	105.6	105.6	.1	1.9	2.5	4.8
Other aluminum cans		3411-2B	06/81	102.0	107.9	108.1	.1	6.0	7.1	(?)
Can, other foods (including soup)		3411-217	06/81	(?)	(?)	103.1	(?)	.6	2.5	(?)
Metal can components (steel and aluminum)		3411-3	06/81	117.4	117.7	117.7	0	.4	1.5	8.1
Secondary products		3411-S	06/81	105.0	105.8	103.1	-2.6	-2.4	-1.1	-.9
Metal barrels, drums, and pails										
Primary products	3412	3412-P	06/83	100.1	100.7	101.4	.7	1.3	1.4	(?)
Steel pails		3412-1	06/83	100.0	100.0	101.1	1.1	1.1	1.1	(?)
11 1/4 in. dia.: full removable head		3412-121	08/83	(?)	100.0	100.0	0	0	(?)	(?)
11 1/4 inch diameter: tight head		3412-123	06/83	100.0	100.0	103.8	3.8	3.8	3.8	(?)
Standard		3412-12311	06/83	100.0	100.0	103.8	3.8	(?)	3.8	(?)
Steel shipping barrels and drums		3412-2	06/83	100.2	101.1	101.9	.8	1.6	1.8	(?)
All exc. 14-in. dia.: 18 gage & heavier: 50 gal. & over: tight head		3412-225	06/83	100.0	100.4	102.9	2.5	(?)	2.9	(?)
All exc. 14-in. dia.: 18 gage & heavier: 50 gal. & over: open head		3412-227	06/83	100.3	100.2	100.2	0	0	.2	(?)
All exc. 14-in. dia.: 19 & 20 gage (incl. 20/18): 50 gal. & over: tight head		3412-229	06/83	100.3	101.3	101.2	-.1	.8	1.1	(?)
All exc. 14-in. dia.: 19 & 20 gage (incl. 20/18): 50 gal. & over: open head		3412-231	06/83	100.0	99.9	99.9	.1	-.1	-.1	(?)
All except 14-in. dia.: 20 gage & heavier: 30-49 gal.		3412-233	08/83	(?)	107.2	107.2	0	6.7	(?)	(?)
All except 14-in. dia.: 20 gage & heavier: under 30 gal.		3412-235	06/83	100.7	103.3	103.3	0	2.6	(?)	(?)
All other metal barrels		3412-3	06/83	99.9	99.9	99.9	0	0	(?)	(?)
All other metal barrels, incl. parts for metal barrels & pails ..		3412-319	06/83	99.9	99.9	99.9	0	0	(?)	(?)
Secondary products		3412-S	06/83	100.3	100.5	100.5	0	.2	.4	(?)
Cutlery										
Primary products	3421	3421-P	12/83	(?)	100.1	101.1	1.1	1.1	(?)	(?)
Cutlery, scissors, shears, trimmers, and snips		3421-1	12/83	(?)	101.4	101.4	0	1.4	(?)	(?)
Kitchen cutlery, incl. knives, forks, and cleavers		3421-121	12/83	(?)	99.6	99.6	0	-.4	(?)	(?)
Pocket knives & other folding blade knives		3421-141	12/83	(?)	100.8	100.9	.1	.9	(?)	(?)
Scissors & shears, incl. hshld types, excl. barber, pinking & tail shears, etc.		3421-153	12/83	(?)	100.0	100.0	0	0	(?)	(?)
Metal-cutting shears, incl. aviation & tanners' snips, bx, & wire fil. cutters		3421-157	12/83	(?)	100.0	100.0	0	0	(?)	(?)
All other scissors & shears, incl. hedge & grass shears & pruners		3421-159	12/83	(?)	100.0	100.0	0	0	(?)	(?)
Razor blades and razors, except electric		3421-2	12/83	(?)	(?)	101.0	(?)	1.0	(?)	(?)
Razor blades and razors, except electric		3421-211	12/83	(?)	(?)	101.0	(?)	1.0	(?)	(?)
Secondary products		3421-S	12/83	(?)	100.6	100.6	0	.6	(?)	(?)
Hand and edge tools, n.e.c.										
Primary products	3423	3423-P	06/83	100.7	101.3	101.8	.5	1.3	1.2	(?)
Mechanics' hand service tools		3423-1	06/83	100.5	100.9	100.9	0	.9	.3	(?)
Pliers		3423-111	06/83	100.7	102.9	102.9	0	2.9	2.2	(?)
Slip joint pliers		3423-11112	06/83	102.7	105.3	105.3	0	(?)	(?)	(?)

See footnotes at end of table.

Table 4. Producer price indexes for the net output of selected industries and their products—Continued

Industry and product ¹	Industry code	Product code	Index base	Index			Percent change to Mar. 1984 from —			
				Nov. 1983 ²	Feb. 1984 ²	Mar. 1984 ²	Feb. 1984	Dec. 1983	Sep. 1983	Mar. 1983
Hand and edge tools, n.e.c.—Continued										
Solid joint pliers		3423-11113	06/83	100.0	102.1	102.1	0	2.1	2.1	(³)
Wrenches		3423-113	06/83	101.1	101.6	101.6	0	1.6	.5	(³)
Sockets for hand-operated wrenches		3423-11321	06/83	101.8	102.0	102.0	0	2.6	.3	(³)
Open-end wrenches		3423-11322	06/83	100.0	104.0	104.0	.0	.3	(³)	(³)
Box wrenches		3423-11323	06/83	100.0	100.0	100.0	0	0	0	(³)
Combination open-end and box wrenches		3423-11324	06/83	100.8	101.9	101.9	0	.8	.9	(³)
Torque wrenches		3423-11325	06/83	(³)	100.0	100.0	0	0	0	(³)
Adjustable wrenches, including pipe wrenches		3423-11326	06/83	100.0	100.3	100.5	.1	.5	.5	(³)
All other wrenches		3423-11327	06/83	101.4	101.4	101.4	0	.9	.4	(³)
Screwdrivers		3423-114	06/83	100.8	100.3	100.3	0	1.3	-.7	(³)
Automotive jacks, mechanical, excluding hydraulic and pneumatic		3423-115	06/83	100.0	100.0	100.0	0	0	0	(³)
Tools for automotive use, excluding jacks		3423-116	06/83	100.0	98.6	98.6	0	(³)	(³)	(³)
All other mechanics' hand service tools		3423-117	06/83	100.0	101.3	101.3	0	1.2	1.3	(³)
Edge tools, hand operated		3423-2	06/83	100.6	102.0	102.1	.1	1.5	1.5	(³)
Professional and craftsmen's edge hand tools		3423-285	06/83	100.0	101.7	102.0	.3	2.0	2.0	(³)
All other edge tools		3423-298	06/83	102.3	102.9	102.9	0	.6	.6	(³)
Files, rasps, and file accessories and other hand tools		3423-3	06/83	101.8	101.9	103.1	1.1	1.1	2.2	(³)
Shovels, spades, scoops, telegraph spoons, and scrapers		3423-311	06/83	103.5	101.9	103.9	1.9	.3	1.0	(³)
Light forged hammers, under 4 pounds, excluding ball peen hammers		3423-321	06/83	100.0	103.3	103.4	.1	3.4	3.4	(³)
Steel goods, including forks, hoes, rakes, weeders, etc.		3423-341	06/83	106.2	103.9	103.9	0	-4.2	1.1	(³)
Other hand tools, except edge tools		3423-398	06/83	100.7	101.1	102.5	1.4	1.9	2.4	(³)
Miscellaneous receipts		3423-M	06/83	100.0	101.7	101.7	0	1.9	1.7	(³)
Secondary products		3423-S	06/83	99.5	99.9	102.9	3.0	3.4	2.8	(³)
Hand saws and saw blades	3425		06/83	100.1	101.1	100.5	-.6	.4	-.1	(³)
Primary products		3425-P	06/83	99.5	100.0	99.9	0	.5	-.1	(³)
Handsaws and handsaw blades		3425-1	06/83	100.0	100.8	100.8	0	.8	.8	(³)
Hacksaws and hacksaw blades		3425-143	06/83	100.0	100.0	100.0	0	0	0	(³)
Woodworking power saw blades		3425-2	06/83	98.6	98.9	98.9	0	.3	-.1	(³)
Circular saw blades		3425-212	06/83	95.7	95.7	95.7	0	0	-4.3	(³)
Solid tooth		3425-21211	06/83	99.7	99.7	99.7	0	0	-.3	(³)
Inserted tooth		3425-21213	06/83	85.1	85.1	85.1	0	0	-14.9	(³)
Bandsaw blades		3425-216	06/83	101.6	101.6	(³)	(³)	(³)	(³)	(³)
All other woodworking power saw blades		3425-219	06/83	100.0	101.1	101.1	0	1.1	1.1	(³)
Metalworking power saw blades		3425-3	06/83	100.0	100.0	100.0	0	0	0	(³)
Bandsaw blades		3425-336	06/83	100.0	100.0	100.0	0	0	0	(³)
Other metalworking power saw blades		3425-339	06/83	100.0	99.3	99.3	0	-.7	-.7	(³)
All other power saw blades, including concrete, masonry, and abrasive saw blades		3425-4	06/83	100.0	103.9	103.3	-.6	3.3	3.3	(³)
All other power saw blades, including concrete, masonry, and abrasive saw blades		3425-411	06/83	100.0	103.9	103.3	-.6	(³)	3.3	(³)
Secondary products		3425-S	06/83	100.0	100.0	100.0	0	0	0	(³)
Metal sanitary ware	3431		12/80	113.5	115.2	115.5	.2	2.0	2.2	4.0
Primary products		3431-P	12/80	113.7	115.2	115.7	.5	1.9	2.1	4.1
Lavatories		3431-1	12/80	108.7	108.1	108.1	0	.1	2.2	3.1
Steel lavatories		3431-121	12/80	108.7	108.1	108.1	0	.1	2.2	(³)
Sinks and sink/laundry tray combinations		3431-4	12/80	113.6	114.9	115.3	.4	1.4	1.2	4.0
Stainless steel sinks and sink/laundry tray combinations		3431-425	12/80	109.2	110.5	111.0	.4	(³)	1.2	2.3
Bathtubs		3431-7	12/80	115.6	117.8	118.7	.7	2.8	2.6	4.5
Cast iron bathtubs		3431-711	12/80	117.8	120.9	121.8	.8	(³)	3.4	4.4
Steel bathtubs		3431-721	12/80	111.8	112.6	113.2	.5	(³)	1.0	4.8
Secondary products		3431-S	12/80	112.9	115.5	114.9	-.5	2.3	2.4	3.7
Other secondary products		3431-SSS	12/80	107.3	108.6	106.7	-1.7	(³)	.6	1.4
Plumbing fixture fittings and brass goods	3432		06/83	100.7	101.4	102.3	1.0	1.9	2.4	(³)
Primary products		3432-P	06/83	100.4	101.2	102.3	1.0	2.1	2.3	(³)
Plumbing fixture fittings and brass goods		3432-1	06/83	100.4	101.2	102.3	1.0	2.1	2.3	(³)
Bath and shower fittings		3432-101	06/83	100.2	100.4	102.9	2.5	2.8	2.1	(³)
Bathtub and shower combination, other than single control ..		3432-10113	06/83	100.0	99.8	103.8	4.0	3.9	5.1	(³)
Lavatory fittings		3432-102	06/83	101.1	100.4	101.3	.8	.3	.7	(³)
Single control, 4 in. centerset		3432-10221	06/83	102.6	99.6	99.9	.3	-2.7	-3.2	(³)
Residential, 4 in. centerset, other than single control		3432-10224	06/83	99.7	101.1	102.8	1.7	3.4	5.0	(³)
Sink fittings		3432-103	06/83	98.7	101.5	102.2	.7	3.6	4.3	(³)
Single control deck-type faucet with spray		3432-10334	06/83	101.7	107.9	108.4	.5	6.6	6.3	(³)
Single control deck-type faucet without spray		3432-10335	06/83	95.5	99.3	101.4	2.1	6.1	7.8	(³)
Residential deck-type faucets, other than single control		3432-10336	06/83	98.3	99.9	99.9	0	1.6	3.1	(³)
Other sink fittings		3432-10339	06/83	100.0	100.0	100.0	0	0	0	(³)
Miscellaneous brass goods		3432-104	06/83	101.1	102.0	102.4	.5	1.8	2.2	(³)
Drains and overflows		3432-10443	06/83	100.0	100.0	100.0	0	0	(³)	(³)
Single, or single basin faucets		3432-10444	06/83	101.3	101.3	101.3	0	0	(³)	(³)
Traps		3432-10445	06/83	102.9	102.8	102.8	0	(³)	.5	(³)
Lawn hose nozzles and lawn sprinklers		3432-10451	06/83	101.6	104.4	104.1	-.3	3.8	(³)	(³)
Water closet tank flushing controls		3432-10453	06/83	100.1	102.0	102.5	.5	2.5	2.5	(³)
Other miscellaneous items		3432-10498	06/83	100.9	100.8	101.9	1.1	1.3	1.9	(³)
Secondary products		3432-S	06/83	100.2	100.6	102.0	1.4	1.9	2.0	(³)
Nonelectric heating equipment	3433		06/80	118.8	119.7	119.3	-.3	.4	1.0	2.3
Primary products		3433-P	06/80	118.5	119.5	119.1	-.3	.4	1.0	2.6

See footnotes at end of table.

Table 4. Producer price indexes for the net output of selected industries and their products—Continued

Industry and product ¹	Industry code	Product code	Index base	Index			Percent change to Mar. 1984 from —			
				Nov. 1983 ²	Feb. 1984 ²	Mar. 1984 ²	Feb. 1984	Dec. 1983	Sep. 1983	Mar. 1983
Nonelectric heating equipment—Continued										
Cast iron heating boilers		3433-3	06/80	117.6	118.2	118.3	0	0.5	0.5	4.3
Oil-fired cast iron heating boilers		3433-311	06/80	114.1	114.4	114.4	0	.2	.2	3.9
Gas-fired cast iron heating boilers		3433-313	06/80	120.7	121.1	121.2	.1	.4	.4	3.8
Domestic heating stoves		3433-4	06/80	119.9	120.4	115.7	-3.9	-4.7	-2.8	-2.6
Wood and coal domestic heating stoves, except sheet metal, airtight		3433-416	06/80	124.8	126.7	121.2	-4.4	([?])	-2.9	([?])
Wood and coal domestic heating stoves, sheet metal, airtight ..		3433-418	06/80	132.1	130.8	130.8	0	-2	4.4	3.4
Steel heating boilers		3433-5	06/80	118.2	118.2	118.2	0	0	0	5.6
Steel heating boilers, 400 MBH and less		3433-511	06/80	114.3	114.3	114.3	0	([?])	0	10.5
Steel heating boilers, over 400 MBH		3433-513	06/80	121.3	121.3	121.3	0	([?])	0	2.7
Other heating systems		3433-6	06/80	125.7	126.7	127.4	.5	1.7	2.3	3.5
Radiators and convectors		3433-611	06/80	124.8	125.3	126.0	.5	2.0	3.8	4.6
Steel radiators and convectors		3433-61103	06/80	([?])	([?])	([?])	([?])	([?])	([?])	([?])
Other radiators and convectors		3433-61107	06/80	121.5	121.5	124.3	2.3	2.3	2.3	7.1
Unit heaters		3433-621								
Gas-fired unit heaters, under 400 MBH, propeller fan		3433-62113	06/80	126.7	129.2	130.8	1.2	3.2	3.2	3.2
Floor and wall furnaces		3433-631	06/80	125.2	125.8	126.3	.5	1.0	1.1	5.1
Gas-fired floor furnaces		3433-63111	06/80	137.0	141.8	147.4	3.9	8.7	9.3	12.6
Gas-fired wall furnaces		3433-63113	06/80	123.9	123.9	123.9	0	0	0	4.2
Other systems, n.e.c.		3433-661	06/80	125.7	126.4	126.5	.1	.9	1.3	1.9
Gas-fired infrared heaters		3433-66141	06/80	119.8	119.8	119.8	0	0	0	2.3
Nonelectric fireplaces		3433-66151	06/80	107.8	107.8	108.7	.8	([?])	3.2	1.6
Other heating systems, n.e.c.		3433-66191	06/80	130.3	131.6	131.6	0	([?])	2.3	2.5
Parts for heating systems		3433-8	06/80	115.1	116.6	116.5	-1	1.2	1.7	2.1
Gas burners and parts/attachments		3433-811	06/80	118.0	119.2	118.7	-4	.4	2.4	2.5
Gas burners under and equal to 400 MBH		3433-81101	06/80	118.1	119.9	119.0	-7	4	2.3	2.8
Gas burners over 400 MBH		3433-81103	06/80	109.9	111.0	111.0	0	.9	1.5	1.0
Oil burners and parts/attachments		3433-821	06/80	116.9	117.4	117.4	0	.5	1.3	-1.4
Commercial/industrial oil burners		3433-82103	06/80	116.5	118.1	118.1	0	1.5	3.6	3.6
Dual fuel burners and parts/attachments		3433-831								
Commercial/industrial dual fuel burners		3433-83103	06/80	106.8	109.3	109.3	0	2.3	3.0	.4
Other parts, n.e.c.		3433-861	06/80	113.1	116.6	116.6	0	3.1	3.0	3.4
Secondary products		3433-S	06/80	119.8	120.6	120.2	-3	.7	1.6	1.4
Other secondary products		3433-SSS	06/80	123.0	123.7	123.1	-5	.5	1.7	1.9
Fabricated structural metal										
	3441		06/82	97.7	98.2	98.8	.7	1.3	.9	-1
Primary products		3441-P	06/82	97.6	98.3	99.2	.9	1.5	1.3	.2
Fabricated structural metal for buildings		3441-1	06/82	97.9	98.1	99.4	1.3	1.4	1.0	-7
Iron and steel for sale to other companies, industrial		3441-121	06/82	103.6	102.8	105.8	2.9	1.7	1.0	-2
Industrial buildings and plants		3441-12101	06/82	107.1	106.2	109.7	3.4	([?])	1.5	.7
Warehouses		3441-12102	06/82	([?])	([?])	([?])	([?])	([?])	([?])	([?])
Iron and steel for sale to other companies, commercial		3441-122	06/82	90.0	93.3	93.5	.3	4.0	4.0	2.4
Office buildings (low-rise)		3441-12202	06/82	88.0	87.9	89.4	1.7	([?])	1.6	1.3
Other (low-rise)		3441-12205	06/82	([?])	([?])	95.8	([?])	-1	-2	([?])
Iron and steel for sale to other companies, public (except utilities) and educational		3441-126	06/82	90.9	90.9	90.9	0	0	0	0
Educational		3441-12602	06/82	85.9	85.9	85.9	0	0	0	0
Iron and steel for field erection by own company, commer., residen., instit., med., reli		3441-162	06/82	97.5	97.5	97.6	.2	.4	0	-1.3
Commercial, residential, institutional, medical, religious (low-rise)		3441-16202	06/82	93.8	93.7	94.1	.4	1.1	0	-3.4
Fabricated structural metal for bridges, trestles, and viaducts		3441-2	06/82	89.1	89.4	90.7	1.4	1.4	1.9	-3.4
Iron, steel, and aluminum for sale to other companies, highway		3441-212	06/82	88.6	88.9	89.9	1.1	1.1	1.6	-4.0
Other fabricated structural metal		3441-3	06/82	98.9	100.6	100.6	0	1.8	1.8	2.6
Iron and steel for sale to other companies, for towers and supporting structures		3441-342	06/82	97.1	97.1	97.1	0	([?])	0	.9
Other iron and steel for sale to other companies (excluding re-bars, bar joists, etc.)		3441-358	06/82	96.2	96.2	96.2	0	0	0	-2
Secondary products		3441-S	06/82	97.7	98.7	98.3	-4	.9	.6	([?])
Metal doors, sash and trim										
	3442		06/83	102.9	103.0	103.5	.4	1.8	1.6	([?])
Primary products		3442-P	06/83	103.1	103.3	103.5	.3	1.7	1.7	([?])
Metal doors and frames, except storm doors		3442-1	06/83	102.2	103.5	103.7	.2	.9	2.1	([?])
Aluminum doors, all types		3442-11	06/83	103.3	104.5	104.6	.1	.5	1.7	([?])
Aluminum residential doors		3442-112	06/83	103.4	104.1	104.2	.1	.6	1.1	([?])
Sliding glass patio doors		3442-11216	06/83	103.2	104.1	104.2	.1	.8	1.6	([?])
All other residential doors, including garage		3442-11218	06/83	101.5	101.5	101.7	.1	.1	0	([?])
Aluminum commercial and institutional doors		3442-113	06/83	102.9	105.6	105.8	.2	.3	3.1	([?])
Iron and steel doors, all types		3442-12	06/83	101.3	102.0	102.0	0	.1	1.7	([?])
Iron and steel industrial doors		3442-121	06/83	101.1	100.9	100.9	0	0	.9	([?])
All other industrial doors, including sliding		3442-12126	06/83	102.3	101.9	101.9	0	0	1.9	([?])
Iron and steel residential doors		3442-122	06/83	101.1	102.0	102.0	0	.3	1.2	([?])
Insulated steel entrance doors		3442-12229	06/83	101.0	102.3	([?])	([?])	([?])	([?])	([?])
Iron and steel commercial and institutional doors		3442-123	06/83	101.7	103.5	103.5	0	.1	3.5	([?])
Swing doors		3442-12334	06/83	102.9	102.9	102.9	0	0	2.9	([?])
All other commercial and institutional doors		3442-12336	06/83	99.2	100.3	100.3	0	([?])	.3	([?])
Steel doorframes, 16 gauge and heavier		3442-143	06/83	100.5	100.5	100.5	0	0	.5	([?])
Shower doors and tub enclosures		3442-145	06/83	100.0	112.0	112.0	0	12.0	12.0	([?])
Metal window sash and frames, except storm sash		3442-2	06/83	103.6	103.1	103.2	.1	2.9	.6	([?])
Aluminum window sash and frames		3442-21	06/83	103.6	103.2	103.3	.2	2.9	.7	([?])
Residential aluminum window sash and frames		3442-211	06/83	102.8	102.4	102.6	.2	3.5	1.0	([?])

See footnotes at end of table.

Table 4. Producer price indexes for the net output of selected industries and their products—Continued

Industry and product ¹	Industry code	Product code	Index base	Index			Percent change to Mar. 1984 from —			
				Nov. 1983 ²	Feb. 1984 ²	Mar. 1984 ²	Feb. 1984	Dec. 1983	Sep. 1983	Mar. 1983
Metal doors, sash and trim—Continued										
Single and double-hung		3442-21121	06/83	103.3	102.8	102.4	-0.4	7.0	1.3	(³)
Awning		3442-21122	06/83	94.1	(³)	92.4	(³)	(³)	(³)	(³)
Horizontal sliding		3442-21124	06/83	103.8	104.2	104.4	.2	.3	1.7	(³)
All other residential window sash and frames		3442-21129	06/83	102.2	105.2	105.2	0	1.4	3.4	(³)
Nonresidential aluminum window sash and frames		3442-212	06/83	107.6	106.4	106.5	0	.5	-.8	(³)
Single and double-hung		3442-21241	06/83	103.6	103.1	103.2	.1	.3	1.2	(³)
All other nonresidential window sash and frames		3442-21249	06/83	109.5	108.0	(³)	(³)	(³)	(³)	(³)
Steel window sash and frames, all types		3442-22	06/83	100.1	100.1	100.1	0	0	.1	(³)
Steel window sash and frames, all types		3442-221	06/83	100.1	100.1	100.1	0	0	.1	(³)
Metal molding and trim and storefronts		3442-3	06/83	105.7	102.4	102.8	.4	1.5	2.7	(³)
Aluminum molding and trim		3442-325	06/83	107.4	103.1	103.1	0	1.4	3.1	(³)
Metal storefronts, sold complete at factory		3442-351	06/83	100.8	100.1	106.0	5.9	5.9	3.7	(³)
Metal combination screen and storm sash and doors		3442-4	06/83	103.8	104.0	104.4	.4	1.9	2.2	(³)
Metal storm sash		3442-411	06/83	103.7	103.7	105.7	1.9	2.3	1.6	(³)
Aluminum and steel combination screen and storm sash		3442-412	06/83	103.3	103.3	103.9	.6	.7	1.7	(³)
Aluminum and steel combination screen and storm doors		3442-413	06/83	104.3	104.8	104.6	-.2	3.2	3.0	(³)
Metal window and door screens and weatherstrip		3442-5	06/83	101.6	101.6	102.0	.4	.4	1.6	(³)
Metal window screens with metal frames		3442-512	06/83	(³)	(³)	(³)	(³)	(³)	(³)	(³)
Secondary products		3442-S	06/83	104.0	105.2	108.6	3.3	4.5	4.8	(³)
Fabricated platework										
	3443		03/80	119.6	119.9	120.7	.7	.8	3.0	1.6
Primary products										
Heat exchangers and steam condensers		3443-P	03/80	122.5	122.6	123.5	.8	1.0	3.4	3.3
Bare tube heat exchangers		3443-1	03/80	128.9	128.2	128.8	.5	.6	1.6	2.7
Fin tube heat exchangers		3443-111	03/80	137.8	138.5	138.3	-.1	.4	.4	2.0
Steam condensers		3443-115	03/80	121.6	118.8	118.8	0	0	3.7	4.2
Fabricated steel plate		3443-151	03/80	(³)	(³)	(³)	(³)	(³)	(³)	(³)
Weldments		3443-2	03/80	109.3	109.8	109.8	0	.5	.6	-.3
Other fabricated steel plate		3443-251	03/80	111.4	111.4	111.4	0	0	0	0
Steel power boilers and parts/attachments		3443-298	03/80	107.8	108.1	108.0	-.1	.3	.6	-.4
Water tube boilers up to 100,000 lbs./hr.		3443-3	03/80	142.7	143.1	142.9	-.1	-.1	13.0	13.7
Fire tube boilers of all types		3443-31	03/80	131.4	133.4	134.9	1.1	2.8	3.1	2.1
Gas cylinders		3443-34	03/80	120.3	119.9	116.8	-2.6	-4.0	-2.9	-3.1
Other gas cylinders		3443-4								
Metal tanks made at plant, standard, pressure		3443-419	03/80	110.2	111.0	111.0	0	.9	.6	.6
Other non-LPG pressure tanks		3443-5	03/80	97.4	95.2	96.5	1.3	.2	-1.5	-11.6
Metal tanks made at plant, standard, non-pressure		3443-538	03/80	89.9	(³)	87.8	(³)	1.1	-3.8	-21.4
Bulk storage tanks, standard, non-pressure		3443-7	03/80	104.8	105.2	106.1	.9	1.3	1.8	1.1
Carbon steel storage tanks, 6000 gal. and less		3443-71	03/80	104.4	105.0	105.1	.1	.6	1.4	.5
Carbon steel storage tanks over 6000 gal.		3443-711	03/80	106.4	106.4	106.6	.2	.4	1.7	-.5
Other storage tanks		3443-713	03/80	103.1	104.2	104.2	0	.9	1.1	1.5
Custom tanks and vessels made at the plant		3443-72	03/80	109.6	109.6	(³)	(³)	(³)	(³)	(³)
Carbon steel customized tanks and vessels		3443-8	03/80	121.4	121.8	121.8	0	.3	.8	.3
Alloyed (except aluminum) vessels and tanks, non-LPG		3443-802	03/80	121.0	120.7	120.7	0	-.2	.3	-.2
Custom tanks and vessels made at plant and field erected		3443-80201	03/80	121.6	121.0	121.0	0	-.4	.4	-.3
Elevated water tanks, customized and field erected		3443-806	03/80	116.3	119.4	(³)	(³)	(³)	(³)	(³)
Petroleum storage tanks, field erected		3443-9	03/80	130.3	130.7	130.7	0	.3	.6	2.0
Secondary products		3443-922	03/80	125.9	125.9	(³)	(³)	(³)	(³)	(³)
		3443-926	03/80	119.2	120.0	120.0	0	.9	1.4	3.6
		3443-S	03/80	102.5	104.4	104.4	0	-.3	3.0	-9.5
Sheet metal work										
	3444		12/82	102.9	104.0	105.4	1.3	2.6	3.7	5.2
Primary products										
Culverts, flumes, and irrigation pipes		3444-P	12/82	102.8	103.9	105.5	1.6	2.8	3.9	5.3
Steel		3444-2	12/82	101.5	103.5	103.2	-.3	1.8	1.6	3.1
Aluminum		3444-213	12/82	101.1	102.3	101.9	-.3	1.1	.8	1.9
Metal roofing and roof drainage equipment		3444-21301	12/82	101.5	103.2	102.7	-.5	1.5	1.2	2.7
Metal roofing, steel, all types		3444-215	12/82	105.2	112.7	112.7	0	7.2	7.2	12.1
Metal flooring and siding		3444-4	12/82	103.4	103.4	103.8	.4	.4	2.1	2.6
Fabricated metal flooring		3444-411	12/82	101.7	101.7	101.7	0	0	0	(³)
Metal siding, steel		3444-5	12/82	102.4	104.9	105.8	.9	2.9	4.4	7.0
Metal siding, aluminum, for residential use, including mobile homes		3444-505	12/82	93.4	96.5	96.5	0	3.3	3.3	-2.4
Noninsulated		3444-516	12/82	97.0	97.0	97.0	0	0	-1.0	(³)
Other sheet metal work		3444-517								
Stovepipe, furnace smokepipe, elbows, and ducts, steel		3444-51702	12/82	107.2	109.7	111.0	1.1	3.3	6.6	12.1
Air-conditioning ducts, including dust collecting ducts, steel		3444-6	12/82	103.1	103.7	106.3	2.6	3.6	4.6	5.9
Restaurant, hotel, and kitchen sheet metal equipment, steel		3444-634	12/82	103.3	103.3	103.3	0	0	-.1	-.7
Metal awnings, canopies, carports, and patios, prefabricated types, aluminum		3444-637	12/82	101.2	99.8	101.2	1.3	(³)	.7	1.2
Other sheet metal work, steel		3444-644	12/82	103.0	103.0	107.5	4.3	(³)	4.3	4.4
Precision sheet metal parts, not stamped		3444-646	12/82	105.6	(³)	118.8	(³)	13.2	13.0	18.0
Casings		3444-662	12/82	102.2	104.8	104.9	.1	2.5	2.6	3.3
Other steel sheet metal work		3444-66203	12/82	101.6	104.4	104.7	.3	3.1	3.1	3.7
Other sheet metal work, aluminum		3444-66208	12/82	101.7	101.8	104.6	2.7	2.7	2.4	4.6
Other sheet metal work of metals other than steel or aluminum		3444-66209	12/82	101.4	102.8	102.9	.1	1.1	1.5	2.0
Miscellaneous receipts		3444-664	12/82	106.5	111.4	112.1	.6	5.4	8.0	12.6
Contract work and other miscellaneous receipts		3444-698	12/82	101.3	104.5	104.5	0	3.1	(³)	(³)
Secondary products		3444-M								
		3444-XY9	12/82	(³)	(³)	103.2	(³)	(³)	.0	3.2
		3444-S	12/82	103.8	106.1	105.9	-.2	3.4	5.2	6.0
Architectural and ornamental metalwork										
	3446		12/83	(³)	100.8	100.8	0	.8	(³)	(³)

See footnotes at end of table.

Table 4. Producer price indexes for the net output of selected industries and their products—Continued

Industry and product ¹	Industry code	Product code	Index base	Index			Percent change to Mar. 1984 from —			
				Nov. 1983 ²	Feb. 1984 ²	Mar. 1984 ²	Feb. 1984	Dec. 1983	Sep. 1983	Mar. 1983
Architectural and ornamental metalwork—Continued										
Primary products		3446-P	12/83	(³)	100.8	100.8	0	0.8	(³)	(³)
Architectural and ornamental metalwork		3446-1	12/83	(³)	100.8	100.8	0	.8	(³)	(³)
Warm air or air conditioning grilles, registers and air diffusers		3446-11	12/83	(³)	100.6	100.6	0	.6	(³)	(³)
Steel		3446-111	12/83	(³)	101.1	101.1	0	1.1	(³)	(³)
Aluminum		3446-113	12/83	(³)	100.0	100.0	0	0	(³)	(³)
Stairs		3446-13	12/83	(³)	100.2	102.6	2.4	2.6	(³)	(³)
Commercial class		3446-135	12/83	(³)	100.4	101.9	1.5	1.9	(³)	(³)
Architectural class		3446-137	12/83	(³)	100.0	102.0	2.0	2.0	(³)	(³)
Railings		3446-14								
Steel, excluding stainless steel		3446-143	12/83	(³)	100.9	100.5	-.4	.5	(³)	(³)
Grating and grating treads		3446-15	12/83	(³)	102.7	103.5	.8	3.5	(³)	(³)
Steel grating and grating treads		3446-151	12/83	(³)	102.5	102.5	0	2.5	(³)	(³)
Welded grating		3446-15111	12/83	(³)	102.8	102.8	0	2.8	(³)	(³)
Aluminum grating and grating treads		3446-152	12/83	(³)	(³)	107.4	(³)	7.4	(³)	(³)
Light gauge metal framing		3446-16	12/83	(³)	102.0	95.2	-6.6	-4.8	(³)	(³)
Other architectural and ornamental metalwork		3446-19	12/83	(³)	100.2	100.4	.2	.4	(³)	(³)
Fences, gates and posts		3446-192								
Iron and steel		3446-19211	12/83	(³)	100.0	100.0	0	0	(³)	(³)
Window guards		3446-193	12/83	(³)	100.0	101.3	1.3	1.3	(³)	(³)
Other architectural and ornamental metalwork		3446-199	12/83	(³)	100.5	100.5	0	.5	(³)	(³)
Secondary products		3446-S	12/83	(³)	101.0	101.0	0	1.0	(³)	(³)
Fabricated structural metal		3441-S	12/83	(³)	100.0	100.0	0	0	(³)	(³)
Other secondary products		3446-SSS	12/83	(³)	100.0	100.0	0	0	(³)	(³)
Prefabricated metal buildings	3448		12/81	97.1	98.4	97.0	-1.4	-.5	-1.1	-1.6
Primary products		3448-P	12/81	96.9	98.0	96.5	-1.6	-.8	-1.5	-2.2
Prefab. metal bldg. sys., excl. farm service bldgs., resid. bldgs., & parts for prefab. bldgs.		3448-1	12/81	94.7	95.4	91.7	-3.9	-3.3	-2.8	-5.4
Industrial and commercial		3448-115	12/81	94.6	95.5	91.5	-4.2	-3.5	-3.0	-5.8
Other prefabricated and portable metal buildings and parts		3448-2	12/81	100.3	102.1	103.9	1.8	2.9	.3	2.5
Grain storage buildings, including farm and commercial types, steel and aluminum		3448-214	12/81	95.0	99.9	105.1	5.1	8.5	2.4	.5
Other farm service bldgs., steel and aluminum, excl. wood frame bldgs.		3448-215	12/81	(³)	(³)	105.5	(³)	-1.4	-9.8	-.4
Small utility bldgs., incl. tool sheds, cabanas, storage houses, etc., steel and aluminum		3448-221	12/81	102.4	102.4	103.2	.8	.7	1.5	8.2
Dwellings and other non-farm bldgs. incl. vacation homes, etc.; steel and aluminum		3448-235	12/81	106.1	108.7	107.9	-.7	1.8	2.3	4.6
Panels, parts, or sections for prefab. bldgs., not sold as a complete unit, steel & aluminum		3448-254	12/81	100.5	100.3	100.7	.4	(³)	1.8	2.0
Secondary products		3448-S	12/81	92.5	97.7	97.4	-.3	2.6	-1.2	.9
Screw machine products	3451		12/83	(³)	100.2	100.2	0	.2	(³)	(³)
Primary products		3451-P	12/83	(³)	100.1	100.1	0	.1	(³)	(³)
Automotive screw machine products		3451-1	12/83	(³)	100.0	100.0	0	0	(³)	(³)
Other screw machine products		3451-2	12/83	(³)	100.1	100.1	0	.1	(³)	(³)
Aircraft		3451-222	12/83	(³)	100.7	100.7	0	.7	(³)	(³)
Ordnance		3451-223	12/83	(³)	100.0	100.0	0	0	(³)	(³)
Household appliances, including radio and television		3451-242	12/83	(³)	100.0	100.0	0	0	(³)	(³)
Machinery		3451-262	12/83	(³)	100.2	100.2	0	.2	(³)	(³)
All other end uses, except automotive		3451-298	12/83	(³)	100.0	100.1	0	.1	(³)	(³)
Secondary products		3451-S	12/83	(³)	102.1	102.1	0	2.1	(³)	(³)
Bolts, nuts, screws, rivets, and washers	3452		06/82	99.6	100.3	100.5	.2	.7	1.6	1.1
Primary products		3452-P	06/82	99.5	100.3	100.5	.2	.7	1.7	1.1
Externally threaded fasteners, except aircraft		3452-4	06/82	101.4	102.7	102.9	.1	1.0	3.1	3.4
Hex bolts, including heavy, tap, and joint		3452-412	06/82	88.9	89.1	89.7	.7	-.1	1.1	-.1
Square and round bolts and plow numbers 3, 4, 6, 7, and track		3452-413	06/82	103.1	103.1	103.1	0	0	0	0
High-strength structural and bent bolts		3452-416	06/82	106.0	106.2	107.5	1.3	1.5	.4	4.0
Studs		3452-421	06/82	100.9	103.6	106.8	3.1	5.0	6.6	4.1
Flanged, self-locking, set, and wood screws		3452-432	06/82	136.9	138.9	141.0	1.5	1.6	42.1	40.8
Cap screws, 1/4 in. diameter and above		3452-434	06/82	103.0	105.4	102.9	-2.3	-2.4	-2.7	2.8
Machine screws		3452-437	06/82	95.3	97.2	96.9	-.2	1.1	2.1	-1.3
Thread-cutting, self-drilling, and thread-rolling screws		3452-442	06/82	100.0	100.0	100.5	.5	.6	2.1	2.1
Other externally threaded fasteners, except aircraft		3452-469	06/82	101.1	101.3	100.7	-.5	-.5	-.1	-.9
Internally threaded fasteners, except aircraft		3452-5	06/82	91.7	91.9	92.2	.3	0	-1.7	-6.8
Flanged, square, sheet metal, weld, wing, and cage nuts		3452-501	06/82	103.3	99.1	99.1	0	-4.1	-4.5	-3.1
Hex nuts		3452-502	06/82	88.2	89.4	89.7	.4	1.0	-1.2	-8.5
Locknuts: prevailing torque and free spinning		3452-511	06/82	101.9	101.9	101.9	0	0	.8	1.9
Other internally threaded fasteners, including all nonmetallic		3452-539	06/82	104.5	105.3	106.1	.8	1.6	1.6	3.0
Nonthreaded fasteners, except aircraft		3452-6	06/82	98.9	99.4	99.9	.5	.9	1.4	1.1
Solid rivets, all sizes		3452-601	06/82	96.5	96.5	96.5	0	0	0	0
Tubular, split, and blind rivets		3452-603	06/82	100.6	100.6	101.2	.6	.6	.6	.6
Pins, machine type		3452-621	06/82	100.4	102.4	102.4	0	1.9	1.9	1.9
Washers, all types		3452-631	06/82	94.0	95.4	96.6	1.3	2.1	4.2	3.1
Other nonthreaded fasteners, including all nonmetallic		3452-649	06/82	102.3	102.3	(³)	(³)	(³)	(³)	(³)
Aircraft/aerospace fasteners		3452-7	06/82	103.0	102.7	102.9	.2	.2	.5	2.6
Bolts, all KSI tensile		3452-701	06/82	109.3	109.3	109.3	0	0	0	(³)
Screws, all types		3452-711	06/82	100.0	100.0	100.0	0	0	0	0

See footnotes at end of table.

Table 4. Producer price indexes for the net output of selected industries and their products—Continued

Industry and product ¹	Industry code	Product code	Index base	Index			Percent change to Mar. 1984 from —			
				Nov. 1983 ²	Feb. 1984 ²	Mar. 1984 ²	Feb. 1984	Dec. 1983	Sep. 1983	Mar. 1983
Bolts, nuts, screws, rivets, and washers—Continued										
Nuts, all types		3452-731	06/82	100.0	100.0	100.2	0.2	0.2	0.2	0.2
Rivets, all types		3452-762	06/82	102.7	100.8	100.8	0	0	2.2	2.2
Other formed fasteners		3452-8	06/82	98.4	98.4	98.4	0	0	0	-1.2
Other aircraft		3452-831	06/82	81.7	81.7	81.7	0	0	0	(³)
Miscellaneous receipts		3452-M	06/82	95.9	95.9	95.9	0	(³)	0	-1.7
Secondary products		3452-S	06/82	103.7	103.8	104.0	.2	1.5	2.5	2.7
Iron and steel forgings										
Primary products	3462	3462-P	12/83	(³)	98.5	97.9	-5	-2.1	(³)	(³)
Hot impression die impact, press and upset ferrous forgings		3462-5	12/83	(³)	98.6	97.7	-1.0	-2.3	(³)	(³)
Carbon steel		3462-511	12/83	(³)	100.3	100.2	0	.2	(³)	(³)
Alloy steel, except stainless and high-temperature		3462-513	12/83	(³)	99.9	100.0	.1	0	(³)	(³)
Stainless steel		3462-515	12/83	(³)	100.0	100.0	0	0	(³)	(³)
Cold impression die impact, press and upset ferrous forgings		3462-6	12/83	(³)	100.0	100.0	0	0	(³)	(³)
Carbon steel		3462-611	12/83	(³)	100.0	(³)	(³)	(³)	(³)	(³)
Seamless rolled-ring ferrous forgings		3462-7	12/83	(³)	100.0	100.0	0	0	(³)	(³)
Open die or smith (hammer or press) ferrous forgings		3462-8	12/83	(³)	96.6	97.5	.9	-2.5	(³)	(³)
Carbon steel		3462-811	12/83	(³)	100.0	100.0	0	0	(³)	(³)
Alloy steel, except stainless and high-temperature		3462-813	12/83	(³)	94.9	96.2	1.4	-3.8	(³)	(³)
Secondary products		3462-S	12/83	(³)	97.8	97.8	0	-2.2	(³)	(³)
Nonferrous forgings										
Primary products	3463	3463-P	12/83	(³)	102.9	102.3	-5	2.3	(³)	(³)
Hot impression die impact, press and upset nonferrous forgings		3463-5	12/83	(³)	101.9	101.7	-2	1.7	(³)	(³)
Aluminum and aluminum alloy		3463-521	12/83	(³)	103.9	104.2	.3	4.2	(³)	(³)
Titanium and titanium alloy		3463-523	12/83	(³)	102.1	102.1	0	2.1	(³)	(³)
Copper and copper alloy		3463-525	12/83	(³)	(³)	(³)	(³)	(³)	(³)	(³)
Other nonferrous hot impression die forgings		3463-529	12/83	(³)	(³)	96.8	(³)	-3.2	(³)	(³)
Other nonferrous forgings		3463-9	12/83	(³)	100.0	96.8	-3.2	-3.2	(³)	(³)
Other nonferrous forgings		3463-921	12/83	(³)	(³)	96.8	(³)	-3.2	(³)	(³)
Automotive stampings										
Primary products	3465	3465-P	12/82	102.6	102.6	102.9	.3	.3	.4	1.2
Original equipment automotive stampings		3465-1	12/82	102.8	102.8	103.2	.4	.3	.4	1.3
Passenger car stampings		3465-111	12/82	103.0	103.0	103.4	.4	.4	.4	1.3
Body panels		3465-11111	12/82	101.2	101.1	101.1	0	0	0	1.1
Chassis parts		3465-11112	12/82	107.3	107.3	108.8	1.4	1.2	1.2	1.7
Truck and bus stampings		3465-113	12/82	103.1	103.1	103.3	.2	.2	.2	1.0
Body panels		3465-11313	12/82	103.8	103.8	103.8	0	0	.1	1.1
Chassis parts		3465-11314	12/82	101.4	101.4	102.0	.6	.6	.6	.8
Service part automotive stampings		3465-3	12/82	101.3	101.3	101.3	0	0	.2	(³)
Passenger car stampings		3465-311	12/82	101.2	101.2	101.2	0	0	0	(³)
Secondary products		3465-S	12/82	100.6	100.8	100.8	0	.3	.4	.8
Metal crowns and closures										
Primary products	3466	3466-P	12/83	(³)	100.7	100.7	0	.7	(³)	(³)
Metal commercial closures(caps)		3466-1	12/83	(³)	100.1	100.2	.1	.2	(³)	(³)
Screw thread and lug type(nonvacuum)		3466-103	12/83	(³)	(³)	100.5	(³)	.5	(³)	(³)
Tin mill products		3466-10331	12/83	(³)	(³)	100.5	(³)	.5	(³)	(³)
Metal caps (vacuum)		3466-142	12/83	(³)	100.0	100.0	0	0	(³)	(³)
Continuous thread		3466-14244	12/83	(³)	100.0	100.0	0	0	(³)	(³)
Metal crowns		3466-4	12/83	(³)	104.3	104.1	-2	4.1	(³)	(³)
Soft drink containers		3466-415	12/83	(³)	(³)	103.8	(³)	3.8	(³)	(³)
Conventional type		3466-41517	12/83	(³)	(³)	103.8	(³)	3.8	(³)	(³)
Beer containers		3466-418	12/83	(³)	104.5	104.5	0	4.5	(³)	(³)
Conventional type		3466-41822	12/83	(³)	103.4	103.4	0	3.4	(³)	(³)
Steel springs, except wire										
Primary products	3493	3493-P	06/81	104.0	104.5	104.6	.1	.6	.7	.4
Hot formed springs		3493-1	06/81	103.2	103.9	103.9	.1	.8	.8	0
Hot formed coil springs		3493-121	06/81	103.7	104.3	104.3	0	.6	.6	-1.1
Locomotive, railroad car, and other helical springs		3493-12116	06/81	102.7	103.9	103.9	0	1.2	1.2	1.2
Hot formed leaf springs		3493-131	06/81	102.9	102.9	102.9	0	0	0	0
Replacement leaf springs		3493-13151	06/81	104.2	104.3	104.3	0	.1	.1	-1.4
Original equipment leaf springs other than for passenger cars		3493-13158	06/81	107.2	107.3	107.3	0	.3	.1	-2.7
Cold formed springs		3493-2	06/81	101.1	101.1	101.1	0	0	0	0
Valves and pipe fittings										
Primary products	3494	3494-P	12/82	100.2	101.0	102.1	1.0	1.2	2.7	1.8
Fluid power valves		3494-2	12/82	100.1	101.1	102.3	1.2	1.4	2.5	2.2
Hydraulic valves		3494-212	12/82	99.2	99.9	101.7	1.8	2.5	2.9	2.2
Manually operated directional control valves		3494-21201	12/82	100.3	101.3	101.6	.3	1.3	1.8	2.2
Other directional control valves		3494-21203	12/82	100.0	103.1	103.1	0	3.1	3.1	3.1
Flow control valves (including check valves)		3494-21205	12/82	100.0	100.0	100.0	0	0	0	0
Other hydraulic valves		3494-21207	12/82	95.3	95.3	96.5	1.2	1.2	1.2	1.2
Pneumatic valves		3494-224	12/82	105.8	105.8	106.5	.7	.7	4.3	6.0
Pressure control valves		3494-22403	12/82	96.8	96.8	102.0	5.4	5.4	5.4	2.3
Metal valves for piping systems and equipment, except plumbing and heating valves		3494-3	12/82	91.8	91.8	91.8	0	0	0	(³)
Gates, globes, angles, checks, etc.		3494-312	12/82	98.2	98.4	99.4	1.0	1.3	1.2	0
				97.0	97.3	98.4	1.1	1.6	2.0	.8

See footnotes at end of table.

Table 4. Producer price indexes for the net output of selected industries and their products—Continued

Industry and product ¹	Industry code	Product code	Index base	Index			Percent change to Mar. 1984 from —			
				Nov. 1983 ²	Feb. 1984 ²	Mar. 1984 ²	Feb. 1984	Dec. 1983	Sep. 1983	Mar. 1983
Valves and pipe fittings—Continued										
Water works or municipal valves (IBBM, AWWA, UL)		3494-31201	12/82	102.0	104.8	105.5	0.6	3.4	3.4	([?])
Fire hydrants		3494-31202	12/82	101.6	105.3	109.4	3.9	7.6	7.6	([?])
Iron valves (excluding IBBM, AWWA, UL)		3494-31203	12/82	98.0	98.2	98.3	.1	.3	0	-1.7
Cast carbon steel valves (all pressures)		3494-31204	12/82	90.1	89.8	90.0	.2	([?])	.2	-3.5
Forged carbon steel valves (all pressures)		3494-31205	12/82	85.9	85.9	86.3	.5	([?])	-1.6	.9
Brass and bronze valves (125 lb w.s.p. and over)		3494-31207	12/82	101.5	102.7	103.2	.5	2.3	2.4	3.2
Cast alloy steel valves, including stainless		3494-31208	12/82	96.4	93.9	97.0	3.3	([?])	.7	-4.9
Cocks and stops, all metals, pressures, and types		3494-337	12/82	100.0	101.1	101.1	0	1.1	1.1	([?])
Ball valves, all metals, pressures, and types		3494-363	12/82	97.3	97.4	98.0	.7	.8	.5	-2.0
Iron and steel ball valves		3494-36301	12/82	96.6	96.6	97.4	.9	.9	.9	-2.6
Brass and bronze ball valves		3494-36302	12/82	99.9	100.0	100.0	0	.5	-.7	0
Butterfly valves, all metals, pressures, and types		3494-367	12/82	92.7	92.7	93.0	.4	0	-2.1	-6.2
Iron butterfly valves, including ductile		3494-36701	12/82	101.5	101.4	102.1	.7	.6	1.5	([?])
Steel (cast and fabricated) butterfly valves		3494-36702	12/82	85.2	85.2	85.2	0	-.6	-5.7	([?])
Plug valves, all metals, pressures, and types		3494-375	12/82	102.4	102.7	103.0	.3	1.0	1.2	1.2
Iron plug valves, including ductile		3494-37501	12/82	103.3	102.3	102.3	0	.3	2.3	2.3
Carbon steel plug valves		3494-37502	12/82	104.6	105.0	105.0	0	.4	3.8	3.7
Other alloy plug valves, including alloy steel		3494-37503	12/82	96.5	98.1	99.5	1.4	3.1	([?])	([?])
Other metal valves and specialties		3494-398	12/82	98.6	98.9	98.7	-.1	0	-2.0	-1.3
Plumbing and heating valves and specialties, excluding plumbers' brass goods										
Other plumbing and heating valves 15 lb w.s.p. and under		3494-419	12/82	98.2	98.6	98.6	0	0	.4	-1.4
Automatic regulating and control valves		3494-5	12/82	103.9	105.0	105.2	.2	.6	2.5	3.8
Pneumatic actuated control valves		3494-505	12/82	103.1	103.1	103.4	.3	.3	1.6	3.4
Self-contained direct actuated pressure regulator valves		3494-531	12/82	103.2	106.4	106.4	0	0	3.1	3.4
Flow regulator valves for gas, vapors, or liquids		3494-545	12/82	104.8	108.9	108.9	0	4.0	4.0	5.8
Other regulator valves		3494-548	12/82	103.6	104.6	105.1	.4	([?])	1.4	3.2
Solenoid valves		3494-6	12/82	106.1	106.5	107.4	.8	1.2	1.2	([?])
Solenoid valves		3494-655	12/82	106.1	106.5	107.4	.8	1.2	1.2	([?])
Metal fittings, flanges, and unions for piping systems										
Forged carbon steel fittings, flanges, and unions		3494-723	12/82	94.7	97.8	105.0	7.4	8.9	8.2	3.6
Socket-weld type		3494-72301	12/82	83.4	([?])	109.9	([?])	10.2	4.2	([?])
Threaded type		3494-72302	12/82	99.2	98.0	109.6	11.9	9.6	7.9	6.9
Stainless and alloy steel fittings, flanges, and unions		3494-725	12/82	100.0	100.0	104.1	4.1	4.1	4.1	([?])
Socket-weld and threaded type		3494-72501	12/82	100.0	100.0	100.0	0	0	0	([?])
Pipe hangers and supports, excluding metal framing		3494-731	12/82	82.8	([?])	85.7	([?])	([?])	4.7	([?])
Pipe couplings		3494-785	12/82	97.8	94.4	95.3	1.0	-1.4	-2.6	-3.9
All other metal fittings and unions for piping systems		3494-798	12/82	101.0	109.5	109.6	.2	3.6	8.5	6.8
Fluid power hose and tube fittings										
Fittings for metal and plastic tubing		3494-8	12/82	100.9	100.7	101.3	.6	.6	.6	1.3
Fittings for metal and plastic tubing		3494-815	12/82	102.2	102.2	104.0	1.8	1.8	1.8	4.0
Hose end fittings and hose assemblies for fluid power systems		3494-841	12/82	100.2	99.9	99.9	0	0	-.1	-.1
Other hose connectors		3494-84104	12/82	101.0	101.0	101.0	0	([?])	1.0	([?])
Parts and components for valves and pipe fittings (sold separately)										
Miscellaneous receipts		3494-M	12/82	74.9	74.9	72.9	-2.6	([?])	12.6	-28.0
Secondary products		3494-S	12/82	110.7	110.9	112.1	1.1	.8	1.1	10.9
Wire springs	3495		12/82	100.3	99.8	99.2	-.6	-.9	-1.0	-1.3
Primary products										
Precision mechanical springs		3495-P	12/82	100.2	99.6	99.0	-.6	-1.0	-1.1	-1.6
Compression type shipments to O.E.M.		3495-2	12/82	101.3	102.3	102.4	.1	1.5	1.2	.9
Automotive		3495-212	12/82	101.0	102.4	102.4	0	1.3	1.2	.5
Electronics		3495-21211	12/82	99.7	99.7	99.7	0	-.1	-.2	-.3
Other machinery		3495-21213	12/82	102.4	105.1	105.1	0	2.6	5.1	5.1
Consumer goods		3495-21215	12/82	101.4	104.7	104.7	0	2.8	.8	-6.3
Other		3495-21217	12/82	101.1	([?])	101.1	([?])	0	([?])	([?])
Other		3495-21219	12/82	102.0	104.5	104.5	0	2.4	2.4	4.5
Compression type, other shipments		3495-214	12/82	100.0	99.6	99.6	0	-.4	-.4	-.4
Extension type		3495-215	12/82	103.9	104.7	104.4	-.3	3.1	1.4	1.9
Torsion type		3495-217	12/82	100.0	100.6	101.7	1.1	1.7	1.7	1.9
Other wire springs		3495-3	12/82	99.3	97.6	96.4	-1.2	-2.8	-2.8	-3.5
Spring units for box springs, innerspring mattresses, and dual purpose sleep furniture		3495-317	12/82	101.0	([?])	95.5	([?])	-5.5	-5.5	([?])
Valve springs		3495-321	12/82	97.7	97.7	97.7	0	([?])	1.1	-2.3
Other wire springs		3495-398	12/82	([?])	([?])	([?])	([?])	([?])	([?])	([?])
Secondary Products		3495-S	12/82	101.3	101.5	101.5	0	0	-.1	1.4

Table 4. Producer price indexes for the net output of selected industries and their products —Continued

Industry and product ¹	Industry code	Product code	Index base	Index			Percent change to Mar. 1984 from —			
				Nov. 1983 ²	Feb. 1984 ²	Mar. 1984 ²	Feb. 1984	Dec. 1983	Sep. 1983	Mar. 1983
Miscellaneous fabricated wire products	3496		12/82	99.7	99.9	100.0	0.1	0.3	1.0	0.8
Primary products		3496-P	12/82	99.9	100.2	100.3	.2	.4	1.3	1.1
Noninsulated ferrous wire rope, cable and strand		3496-1	12/82	99.3	99.1	99.1	0	.8	5.2	4.4
Steel wire rope and cable		3496-111	12/82	97.8	97.8	97.8	0	0	7.2	(³)
Ferrous wire cloth and other ferrous woven wire products		3496-4	12/82	100.4	100.4	100.4	0	0	0	.4
Insect wire screening		3496-411	12/82	(³)	100.0	(³)	(³)	(³)	(³)	(³)
Steel fencing and fence gates		3496-6	12/82	96.0	96.0	96.8	.8	.8	.8	1.1
Chain link fencing		3496-613	12/82	95.5	95.5	96.4	.9	.9	.9	1.2
Other ferrous fabricated wire products		3496-8	12/82	100.6	101.1	101.3	.2	.4	1.0	.7
Welded steel wire fabric (concrete reinforcing mesh)		3496-861	12/82	98.6	99.5	100.7	1.3	(³)	4.1	3.3
Other welded steel wire fabric		3496-865	12/82	102.2	102.7	103.5	.7	(³)	1.6	4.4
Wire carts		3496-873	12/82	102.1	102.1	102.1	0	0	0	0
Other ferrous wire products		3496-898	12/82	99.5	99.7	100.1	.4	.8	.6	.7
Miscellaneous receipts		3496-M	12/82	98.2	98.2	(³)	(³)	(³)	(³)	(³)
Secondary products		3496-S	12/82	98.1	98.2	98.2	0	0	-1.0	-1.6
Fabricated pipe and pipe fittings	3498		06/81	105.2	105.3	106.9	1.5	1.6	1.5	.5
Primary products		3498-P	06/81	104.4	104.9	106.2	1.2	1.7	1.6	.7
Iron and steel pipe, tube and fittings		3498-1	06/81	103.0	103.7	105.2	1.4	2.1	1.9	.6
Iron and steel pipe and pipe fittings (including custom work for contractors)		3498-101	06/81	98.0	99.6	100.1	.5	1.9	1.3	-1.9
Petrochemical		3498-10101	06/81	77.6	81.1	(³)	(³)	(³)	(³)	(³)
Fossil fuel power plant		3498-10102	06/81	(³)	(³)	(³)	(³)	(³)	(³)	(³)
Nonpressure pipe: heating, ventilation, air conditioning		3498-10106	06/81	(³)	(³)	119.9	(³)	(³)	(³)	(³)
Other fab. excluding energy, petrochem, water/sewage, and nonpressure pipe		3498-10114	06/81	103.8	103.8	105.3	1.5	(³)	1.8	.3
Iron and steel tubing and fittings		3498-102	06/81	110.5	109.9	112.9	2.7	2.3	2.7	4.3
Seamless tubing		3498-10202	06/81	112.9	112.9	(³)	(³)	(³)	(³)	(³)
Welded tubing		3498-10203	06/81	110.4	109.5	114.4	4.5	3.9	4.5	(³)
Aluminum and aluminum base alloy pipe, tube, and fittings		3498-2	06/81	109.5	110.6	110.6	0	0	1.9	4.2
Aluminum and aluminum base alloy pipe, tube, and fittings		3498-201	06/81	109.5	110.6	110.6	0	0	1.9	4.2
Copper and copper base alloy pipe, tube, and fittings		3498-3	08/81	114.2	111.1	111.1	0	-2.7	-2.8	-3
Copper and copper base alloy pipe, tube, and fittings		3498-301	08/81	114.2	111.1	111.1	0	-2.7	-2.8	-3
Other nonferrous pipe, tube, and fittings		3498-4	06/81	(³)	115.4	115.4	0	(³)	(³)	(³)
Other nonferrous pipe, tube, and fittings		3498-401	06/81	(³)	115.4	115.4	0	(³)	(³)	(³)
Turbines and turbine generator sets	3511		06/82	102.0	107.0	107.8	.7	5.7	5.8	5.8
Primary products		3511-P	06/82	102.3	107.6	108.5	.9	6.1	6.1	6.1
Steam, gas, and hydraulic turbines and parts		3511-2	06/82	105.3	105.3	107.4	2.0	2.0	2.1	2.1
Mechanical drive steam turbines, including marine, steam engines, and parts		3511-21	06/82	106.8	108.9	111.2	4.0	4.1	4.1	4.1
Mechanical drive steam turbines, including marine		3511-211	06/82	101.1	101.1	101.1	0	.1	.1	.1
Mechanical drive steam turbines less than 1,000 horsepower		3511-21121	06/82	(³)	(³)	101.2	(³)	(³)	(³)	0
Mechanical drive steam turbines 1,000 horsepower and over		3511-21141	06/82	100.6	100.9	100.9	0	(³)	(³)	.5
Parts and accessories for steam engines and steam turbines, and complete steam engines		3511-215	06/82	116.3	(³)	127.7	(³)	9.8	9.8	9.8
Secondary products		3511-S	06/82	(³)	(³)	(³)	(³)	(³)	(³)	(³)
Internal combustion engines, n.e.c.	3519		12/82	101.3	101.8	101.8	0	.3	.3	.8
Primary products		3519-P	12/82	101.7	102.3	102.3	0	.6	.6	1.1
Gasoline engines, under 11 h.p. (except auto)		3519-1	12/82	101.2	101.2	101.2	0	0	1.1	(³)
Gasoline engines, 6.0 - 10.9 h.p.		3519-103	12/82	101.4	101.4	101.4	0	(³)	1.4	(³)
Diesel, semidiesel and dual fuel (except auto)		3519-3	12/82	101.6	101.7	101.7	0	.5	.6	-.2
Diesel, semidiesel and dual fuel, under 151 h.p.		3519-3A	12/82	101.0	101.6	101.6	0	.6	.5	-5.1
Diesel, semidiesel and dual fuel, 50.9 h.p. and under		3519-301	12/82	94.5	94.5	94.5	0	0	0	(³)
Diesel, semidiesel and dual fuel, 51 - 70.9 h.p.		3519-303	12/82	98.5	99.0	99.0	0	.4	-.1	-2.6
Diesel, semidiesel and dual fuel, 71 - 100.9 h.p.		3519-305	12/82	112.5	113.1	113.1	0	.6	.6	(³)
Diesel, semidiesel and dual fuel, 151 h.p. and over		3519-3B	12/82	101.7	101.7	101.8	0	.5	.7	.8
Diesel, semidiesel and dual fuel, 151 - 200.9 h.p.		3519-319	12/82	107.4	107.7	107.7	0	.2	.2	(³)
Diesel, semidiesel and dual fuel, 701 - 1500.9 h.p.		3519-331	12/82	97.6	96.3	96.3	0	1.3	(³)	(³)
Diesel, semidiesel and dual fuel, 1501 h.p. and over		3519-333	12/82	104.9	106.2	106.3	.1	.3	2.9	(³)
Diesel, semidiesel and dual fuel - automotive		3519-4	12/82	105.1	105.1	105.1	0	0	0	1.5
Diesel, semidiesel and dual fuel - auto., 276 h.p. and over		3519-411	12/82	103.5	103.5	103.5	0	0	0	0
Parts and accessories		3519-9	12/82	99.4	100.5	100.5	0	1.0	.9	.5
Fuel injection systems		3519-916	12/82	101.1	103.5	103.5	0	2.2	2.7	5.4
Other parts and accessories		3519-919	12/82	98.7	99.3	99.3	0	.6	.1	-1.3
Miscellaneous receipts		3519-M	12/82	(³)	96.8	96.8	0	(³)	(³)	(³)
Resales		3519-Z89	12/82	(³)	95.7	95.7	0	(³)	(³)	(³)
Secondary products		3519-S	12/82	100.0	100.1	100.1	0	.1	.1	.1
Other secondary products		3519-SSS	12/82	100.0	100.7	100.7	0	.7	.7	(³)
Farm machinery and equipment	3523		12/82	102.2	103.3	103.8	.5	1.3	1.7	3.1
Primary products		3523-P	12/82	102.4	103.4	103.8	.4	1.0	1.2	2.9
Commercial turf and grounds mowing equipment, including parts and attachments		3523-A	12/82	100.4	101.8	101.8	0	.6	.5	1.8
Commercial turf and grounds care equipment, except mowing, including parts and attachments		3523-B	12/82	106.7	106.7	106.7	0	0	.2	6.7
Wheel tractors and attachments, except: contractors' type, lawn and garden, and motor tillers		3523-1	12/82	103.0	103.9	104.3	.4	1.2	1.5	4.3

See footnotes at end of table.

Table 4. Producer price indexes for the net output of selected industries and their products—Continued

Industry and product ¹	Industry code	Product code	Index base	Index			Percent change to Mar. 1984 from —			
				Nov. 1983 ²	Feb. 1984 ²	Mar. 1984 ²	Feb. 1984	Dec. 1983	Sep. 1983	Mar. 1983
Farm machinery and equipment—Continued										
Two-wheel drive farm type tractors, including front-wheel assist types		3523-1A	12/82	102.9	102.9	103.6	0.7	0.7	0.7	(^o)
120 to 139 pto horsepower		3523-109	12/82	101.4	101.8	102.3	.5	.9	.9	(^o)
140 to 159 pto horsepower		3523-111	12/82	(^o)	106.4	109.0	2.4	(^o)	(^o)	(^o)
180 pto horsepower and over		3523-115	12/82	101.5	99.8	101.2	1.4	-3	-3	(^o)
Attachments for wheel tractors farm and nonfarm industrial type		3523-187	12/82	100.0	101.5	101.4	-1	0	1.4	1.4
Farm dairy machines, sprayers and dusters, farm elevators and farm blowers		3523-2	12/82	103.3	103.4	104.0	.5	1.4	2.5	2.1
Sprayers and dusters		3523-2B	12/82	101.3	100.7	100.6	0	1.3	2.5	.2
Power sprayers, field and row crop type		3523-22	12/82	101.2	98.9	98.8	-1	.2	1.7	-1.4
Tractor mounted		3523-221	12/82	81.4	82.8	82.5	-4	1.3	1.3	-17.8
Other than tractor mounted		3523-224	12/82	100.8	89.7	89.7	0	(^o)	-11.0	-11.0
Farm elevators and blowers		3523-2C	12/82	104.4	105.5	106.6	1.0	2.0	3.0	4.4
Farm elevators, portable, auger type		3523-267	12/82	105.2	102.3	104.7	2.4	(^o)	-5	1.7
Planting, seeding, and fertilizing machinery		3523-3	12/82	103.1	104.5	104.8	.2	1.1	2.7	3.4
Planting and seeding machinery		3523-3A	12/82	106.4	105.4	105.4	0	-6	2.5	2.8
Corn planters, corn and cotton planters, and lister planters		3523-316	12/82	102.8	101.6	101.6	0	-9	2.9	-6
Fertilizing machinery		3523-3B	12/82	102.9	104.3	104.9	.6	1.1	1.9	3.4
Fertilizer distributors, dry (inclu. lime spreaders), gravity distribution (5 ft. and over)		3523-348	12/82	100.7	100.7	100.7	0	(^o)	0	.7
Fertilizer distributors, anhydrous ammonia		3523-354	12/82	101.2	101.4	101.4	0	.1	1.3	(^o)
Manure spreaders, conveyor type		3523-357	12/82	97.7	101.8	103.3	1.5	5.8	5.8	(^o)
Manure spreaders, tank type, open and closed		3523-365	12/82	101.8	97.1	101.8	4.8	2.4	0	1.8
Manure pumps, liquid		3523-369	01/83	96.1	97.6	97.6	0	1.5	(^o)	(^o)
Front and rear mounted loaders (farm type), manure and general utility		3523-371	12/82	104.2	106.7	106.7	0	-9	2.7	3.1
Other planting, seeding, and fertilizing machinery		3523-382	12/82	100.0	105.5	105.5	0	4.0	5.5	5.5
Harrows, rollers, pulverizers, stalk cutters, and similar equipment		3523-4	12/82	100.9	101.1	101.3	.2	.4	.9	.5
Stalk shredders and cutters and rotary mowers		3523-4A	12/82	100.4	101.3	102.2	.9	1.8	.8	1.5
Horizontal blade		3523-418	12/82	100.4	101.5	102.5	1.0	2.1	1.0	1.7
Harrows and rollers		3523-4B	12/82	102.3	102.2	102.2	0	0	0	.6
Pull type tandem disc harrows		3523-411	12/82	102.3	102.1	102.1	0	0	0	.4
Blade terracers and scrapers and land levelers		3523-4C	12/82	103.2	104.5	104.5	0	1.2	3.4	3.4
Harvesting machinery, except hay and straw harvesting combines		3523-5	12/82	102.3	102.1	102.6	.4	1.1	1.2	2.1
Field forage harvesters		3523-5A	12/82	97.2	94.7	94.7	0	1.3	(^o)	(^o)
Field forage harvesters, shear-bar, self-propelled types and pull types		3523-563	12/82	(^o)	(^o)	94.7	(^o)	1.3	(^o)	(^o)
Combines (harvester-threshers), except peanut combines		3523-511	12/82	102.8	101.8	102.7	.9	(^o)	1.6	(^o)
Other harvesting machinery, including picker-shellers and field shelling attachments		3523-582	12/82	105.3	105.2	105.2	0	.1	.6	3.0
Haying machinery		3523-6	12/82	100.5	108.7	110.7	1.8	3.0	4.1	7.1
Hay balers, all types		3523-655	12/82	(^o)	106.3	108.5	2.0	(^o)	4.5	(^o)
Plows		3523-7	12/82	100.3	103.8	103.8	0	-3	3.6	3.6
Chisel plows, deep tillage		3523-766	12/82	100.7	(^o)	(^o)	(^o)	(^o)	(^o)	(^o)
Other plows, except snow plows		3523-788	12/82	100.5	101.1	(^o)	(^o)	(^o)	(^o)	(^o)
Farm machinery and equipment, n.e.c., excluding parts		3523-8	12/82	103.2	103.5	103.8	.3	.4	.6	3.1
Cultivators		3523-8A	12/82	105.2	105.6	106.2	.5	.5	3.4	5.7
Corn and cotton type cultivators (shank and sweep type)		3523-806	12/82	104.6	104.6	(^o)	(^o)	(^o)	(^o)	(^o)
Field cultivators		3523-816	12/82	109.4	109.4	109.4	0	0	4.5	(^o)
Machines for preparing crops for market or use		3523-8B	12/82	104.7	104.8	104.6	-2	1.0	.9	2.7
Feed grinders, feed mixers, and burr mills		3523-826	12/82	109.3	(^o)	108.0	(^o)	3.4	2.8	6.4
Other machines for preparing crops for market or for use		3523-839	12/82	106.4	106.4	106.4	0	0	0	2.6
Farm poultry equipment		3523-8C	12/82	102.8	103.4	104.1	.7	1.2	(^o)	(^o)
Poultry feeders		3523-855	12/82	105.3	106.4	107.7	1.2	2.3	(^o)	(^o)
Barn and barnyard equipment		3523-8D	12/82	100.8	101.9	102.7	.8	1.8	.8	1.8
Cattle and dairy barn feeding equipment		3523-87	12/82	99.9	101.8	101.8	0	1.8	1.3	1.4
Silo unloaders		3523-871	12/82	99.4	(^o)	(^o)	(^o)	(^o)	(^o)	(^o)
Electric-powered bunk feeders		3523-875	12/82	102.0	105.7	105.7	0	(^o)	(^o)	(^o)
Calf feeders, hopper type		3523-876	12/82	102.6	102.6	102.6	0	0	0	2.6
Cattle feeders, hopper type		3523-877	12/82	100.0	100.0	100.0	0	0	0	(^o)
Cattle and dairy barn watering equipment, including windmill heads and towers		3523-881	12/82	102.2	103.2	105.9	2.6	3.5	0	3.5
Other barn and barnyard equipment		3523-891	12/82	100.8	100.8	102.5	1.7	1.7	2.1	2.5
Self-propelled irrigation systems		3523-8E	12/82	102.2	100.6	101.1	.6	-9	1.1	1.1
Self-propelled irrigation systems, center-pivot		3523-893	12/82	102.6	100.6	(^o)	(^o)	(^o)	(^o)	(^o)
All other self-propelled irrigation systems		3523-895	12/82	(^o)	(^o)	104.3	(^o)	(^o)	(^o)	4.3
Hog equipment		3523-8P	12/82	102.0	103.3	103.8	.5	1.8	1.5	3.8
Hog and pig feeding equipment		3523-P12	12/82	101.8	104.9	106.2	1.2	4.3	3.5	6.2
Hog handling equipment, including farrowing crates and stalls and pens		3523-P22	12/82	101.7	101.7	101.7	.0	0	0	1.7
Hog waterers		3523-P24	12/82	(^o)	(^o)	105.5	(^o)	(^o)	(^o)	(^o)
Farm wagons and other farm transportation equipment		3523-8W	12/82	103.1	105.0	105.0	0	-1.6	-2	4.6
Wagons (chassis only) and trailer gears		3523-W54	03/83	(^o)	(^o)	(^o)	(^o)	(^o)	(^o)	(^o)
Boxes and racks for mounting on wagons, trucks, and trailer gears, manual and gravity unload		3523-W82	03/83	(^o)	114.0	(^o)	(^o)	(^o)	(^o)	(^o)
Boxes with integral running gear, grain and forage types		3523-W72	12/82	100.0	102.4	102.4	0	2.4	4.0	(^o)
Other farm transportation equipment		3523-W78	12/82	93.7	100.9	101.1	.1	.1	.5	(^o)
Parts for farm machinery and equipment		3523-9	12/82	101.4	101.9	101.9	0	.6	-7	-3

See footnotes at end of table.

Table 4. Producer price indexes for the net output of selected industries and their products—Continued

Industry and product ¹	Industry code	Product code	Index base	Index			Percent change to Mar. 1984 from —			
				Nov. 1983 ²	Feb. 1984 ²	Mar. 1984 ²	Feb. 1984	Dec. 1983	Sep. 1983	Mar. 1983
Farm machinery and equipment—Continued										
Farm machinery and equipment parts sold to original equipment mfrs		3523-9A	12/82	101.5	102.2	102.1	0	0.6	-3.3	-2.6
Parts for harvesting machinery		3523-905	12/82	103.0	103.4	103.3	-1	([?])	-2	3.3
Parts for other farm machinery, including parts for farm dairy machinery		3523-918	12/82	87.9	89.0	89.0	0	0	-11.3	([?])
Farm machinery and equipment parts sold for replacement and repair		3523-9B	12/82	101.8	101.9	102.0	0	.5	1.2	1.9
Parts for wheel tractors		3523-925	12/82	100.3	100.2	100.2	0	0	.2	([?])
Parts for machines for preparing crops for market or use		3523-982	12/82	103.9	115.2	107.3	-6.9	([?])	3.3	7.3
Parts for planting, seeding, and fertilizing machinery		3523-991	12/82	101.7	104.1	104.1	0	1.7	2.4	6.0
Parts for plows		3523-993	12/82	106.4	106.9	106.9	0	.4	5.1	6.9
Parts for harvesting machinery		3523-994	12/82	101.6	101.9	101.9	-1	.6	.6	.6
Miscellaneous receipts		3523-M	12/82	101.7	104.4	103.8	-6	2.4	6.4	3.3
Resales		3523-Z89	12/82	101.9	105.0	104.3	-7	2.7	7.3	3.8
Secondary products		3523-S	12/82	100.1	101.3	104.0	2.6	4.2	3.5	2.7
Other secondary products		3523-SSS	12/82	99.3	99.5	104.3	4.8	([?])	4.5	4.6
Construction machinery and equipment		3531-S	12/82	98.7	102.0	101.8	-2	4.2	2.9	.4
Lawn and garden equipment	3524		12/82	103.0	101.6	101.8	.1	.5	-5	-4
Primary products		3524-P	12/82	104.1	102.8	102.9	.1	.9	-5	.5
Consumer nonriding lawn, garden, and snow equipment		3524-1	12/82	102.8	103.3	102.9	-3	1.3	1.6	1.7
Lawn mowers		3524-11	12/82	104.8	104.9	104.2	-7	1.8	1.6	2.0
Rotary, push type, gasoline engine powered		3524-111	12/82	104.2	104.6	103.3	-1.2	3.1	1.5	1.3
Rotary, self-propelled, gasoline engine powered		3524-112	12/82	105.9	105.6	105.7	0	.1	2.1	2.9
Reel, all types		3524-113	12/82	101.9	102.2	102.2	0	.3	.9	1.9
Rotary garden (motor) tillers		3524-121	12/82	102.3	102.2	102.2	0	-1	1.8	([?])
Powered lawn edger/trimmers		3524-15	12/82	100.0	101.8	101.7	-1	1.7	1.5	1.3
Fixed blade, gasoline engine or electric powered		3524-154	12/82	101.0	102.4	102.2	-1	([?])	.6	1.2
Other consumer nonriding lawn, garden, and snow equipment .		3524-19	12/82	100.4	102.1	102.4	.3	2.0	3.4	.7
All other equipment, incl. powered hedge trimmers, 2 wheel walking tractors, and lawn sweepers		3524-194	12/82	100.5	102.7	103.1	.4	2.6	4.4	.9
Parts and attachments for consumer nonriding lawn, garden, and snow equipment		3524-3	12/82	103.6	105.8	105.2	-6	1.6	2.0	2.8
Attachments		3524-311	12/82	98.5	101.6	101.3	-3	2.8	4.3	-9
Parts		3524-312	12/82	105.9	107.8	107.0	-7	1.0	1.0	4.6
Consumer riding lawn, garden, and snow equipment		3524-4	12/82	105.1	106.6	107.7	1.0	-1	2.1	2.7
Garden tractors		3524-41	12/82	106.7	111.3	113.0	1.5	1.8	4.7	([?])
10.0 hp to 13.9 hp		3524-413	01/83	102.5	102.1	102.1	0	-5	.5	([?])
16.0 hp and over		3524-417	12/82	107.3	110.6	112.7	1.9	3.0	6.1	([?])
Lawn tractors and riding mowers		3524-42	12/82	102.7	103.4	104.0	.6	-1.4	-1	1.7
Front engine lawn tractors and riding mowers		3524-421	12/82	100.6	100.7	101.8	1.1	-7	-6	.2
10.0 hp and over		3524-42113	12/82	98.8	99.1	99.6	.5	-4	-1.4	([?])
Rear engine lawn tractors and riding mowers		3524-422								
6.0 hp and over		3524-42213	12/82	106.5	108.3	108.2	-1	-2.6	.9	4.6
Parts and attachments for consumer riding lawn, garden, and snow equipment		3524-5								
Attachments		3524-517	12/82	107.7	107.4	107.4	0	0	-2	5.3
Miscellaneous receipts		3524-M	12/82	103.8	103.8	103.8	0	0	([?])	([?])
Resales		3524-Z89	12/82	103.8	103.8	103.8	0	0	([?])	([?])
Secondary products		3524-S	12/82	90.9	87.8	88.3	.6	-3.3	-2.0	-11.7
Construction machinery	3531		12/80	115.0	116.0	116.1	.1	1.0	1.0	1.7
Primary products		3531-P	12/80	113.9	114.6	114.7	.1	.8	.7	1.0
Off hwy wheel tractors		3531-1								
Off hwy wheel tractors, including wheeled log skidders and rubber-tired dozers		3531-101	12/80	117.8	118.0	118.0	0	.2	.2	.7
Tracklaying tractors		3531-2	12/80	120.1	120.2	120.2	0	.1	.1	-3.7
Tracklaying tractors, 130 net engine hp and over		3531-209	12/80	120.1	120.2	120.2	0	.1	.1	-3.7
Tractor parts and attachments		3531-3	12/80	106.8	108.7	108.7	0	1.8	1.8	4.0
Tractor parts sold to o.e.m.		3531-321	12/80	106.0	107.9	107.9	0	1.8	1.8	([?])
For off highway wheel tractors, replacement and repair		3531-365	12/80	109.5	109.5	109.5	0	0	0	([?])
For wheel tractor loaders, replacement and repair		3531-367	12/80	103.3	104.8	104.8	0	1.4	1.4	11.0
Cranes, excavators, parts and attachments		3531-4	12/80	113.7	114.7	114.7	0	.9	1.1	1.1
Hydraulic operated excavators		3531-41102	12/80	112.7	114.0	114.0	0	([?])	1.1	3.3
Cable operated cranes		3531-41103	12/80	115.8	115.8	115.8	0	([?])	0	([?])
Hydraulic operated cranes		3531-41104	12/80	120.9	120.9	121.0	.1	.1	0	2.2
Miscellaneous cranes including draglines		3531-41105	12/80	117.9	123.9	123.7	-1	5.0	5.0	5.7
Front end attachments for cranes, draglines, shovels		3531-481	12/80	119.8	120.7	120.4	-2	.5	.5	-6
Parts for power cranes, draglines and shovels		3531-485	12/80	105.4	105.1	105.1	0	([?])	.8	-4.8
Mixers, pavers and related equipment, except parts		3531-6	12/80	107.6	106.8	108.2	1.4	.5	.6	-2.7
Portable mixers, 3 1/2 cu. ft. capacity and over		3531-62111	12/80	113.4	115.7	115.7	0	1.9	2.6	3.5
Pavers, finishers, spreaders, bituminous distributors		3531-63411	12/80	113.6	113.7	113.7	0	0	0	1.5
Other equipment, incl. portable mixers under 3 1/2 cu. ft. capacity		3531-63911	12/80	110.5	110.5	110.5	0	([?])	([?])	1.8
Asphalt plants		3531-64511	12/80	115.1	112.4	115.7	3.0	.5	.5	.1
Tractor shovel loaders		3531-7	12/80	122.8	123.8	123.8	0	.7	.9	1.6
Wheel shovel loader, 4 wheel dr., up to 3 1/2 cu. yd. capacity		3531-71101	12/80	130.4	130.4	130.4	0	0	0	1.1
Wheel shovel loader, 4 wheel dr., 3 1/2 cu. yd. capacity and over		3531-71102	12/80	120.2	120.3	120.3	0	.1	.1	.7
Scrapers, graders, rollers, off hwy trucks, trailers, wagons, and miscellaneous attachments		3531-8	12/80	107.6	107.8	108.4	.6	.7	.8	2.3

See footnotes at end of table.

Table 4. Producer price indexes for the net output of selected industries and their products—Continued

Industry and product ¹	Industry code	Product code	Index base	Index			Percent change to Mar. 1984 from —			
				Nov. 1983 ²	Feb. 1984 ²	Mar. 1984 ²	Feb. 1984	Dec. 1983	Sep. 1983	Mar. 1983
Construction machinery—Continued										
Scraper bowls		3531-81211	12/80	122.4	122.9	(^o)	(^o)	(^o)	(^o)	(^o)
Rollers, all types including self-propelled vibratory compactors		3531-83111	12/80	122.7	123.4	128.3	4.0	4.0	4.5	9.2
Off highway rear dump trucks		3531-85511	12/80	118.6	119.1	119.1	0	.5	.5	1.2
Winches (towing, logging, oilfield), other attachments, incl. logging arches and trenchers		3531-87811	12/80	123.6	118.6	120.9	1.9	-1.9	-9	2.3
Other construction machinery and other parts		3531-9	12/80	115.0	115.3	115.0	-2	.6	-1	.4
Winches, including marine		3531-95211	12/80	120.5	121.1	121.1	0	(^o)	.5	.5
Portable crushing plants		3531-97311	12/80	123.5	123.8	123.8	0	.2	.3	2.6
Other excavating and road construction machinery		3531-98311	12/80	(^o)	(^o)	(^o)	(^o)	(^o)	(^o)	(^o)
Parts and attachments, except for cranes, draglines, shovels, tractors, sold to o.e.m.		3531-98411	12/80	119.9	117.2	115.3	-1.6	-.5	-3.9	-3.7
Parts/attach., except for cranes, draglines, shovels & tractors, sold for replace/repair		3531-98611	12/80	108.0	108.1	108.3	.2	.2	0	.3
All other construction machinery and equipment		3531-99811	12/80	112.3	112.6	112.6	0	.3	.3	(^o)
Secondary products		3531-S	12/80	123.1	125.8	125.8	0	2.4	2.2	7.7
Mining machinery and equipment										
Primary products	3532	3532-P	06/81	109.3	110.2	110.4	.2	.8	1.1	.6
Underground mining machinery		3532-5	06/81	110.2	111.1	111.3	.2	.7	1.2	.6
Loading machines, underground mine		3532-562	06/81	112.4	113.9	114.4	.5	.4	2.7	1.8
Shovel type, including scoops, shovels, buckets, slusher types and all others		3532-56236	06/81	110.1	109.6	111.2	1.5	.9	.8	.6
Continuous mining machines, borer, ripper, auger, and drum		3532-564	06/81	110.3	113.2	113.7	.5	.8	4.8	(^o)
Coal type		3532-56441	06/81	110.0	113.1	113.4	.2	.4	5.0	(^o)
Shuttle cars, rubber tired, self-propelled		3532-565	06/81	110.5	113.0	113.3	.3	-.2	3.5	2.5
Mineral classifying, flotation, separating, concentrating, cleaning, clarifying equipment		3532-6	06/81	119.7	119.9	120.0	.1	.5	1.1	1.1
All other mineral beneficiation machinery and equipment, n.e.c.		3532-671	06/81	118.8	118.9	119.1	.2	.7	1.6	1.5
Crushing, pulverizing, and screening machinery		3532-7	06/81	112.3	112.9	112.9	0	.7	1.4	2.6
Crushers, stationary types, including crushers mounted on skids		3532-727	06/81	113.7	(^o)	(^o)	(^o)	(^o)	(^o)	(^o)
Gyratory crushers, all types		3532-72711	06/81	108.0	(^o)	(^o)	(^o)	(^o)	(^o)	(^o)
Grinding mills, ball and rod		3532-728	06/81	111.3	111.6	(^o)	(^o)	(^o)	(^o)	(^o)
Screens, vibrating, trommel, mine type		3532-755	06/81	109.3	109.0	109.0	0	(^o)	5.0	7.0
Drills and other mining machinery, except parts		3532-8	06/81	107.8	107.7	109.0	1.2	-.5	-2.8	-3.4
Rock drills (percussion type), include stoper, drifters, air leg drills, and rubber tire		3532-823	06/81	109.1	108.8	(^o)	(^o)	(^o)	(^o)	(^o)
Other drills, tools and supplies for drills (sold separately)		3532-863	06/81	(^o)	(^o)	106.7	(^o)	(^o)	(^o)	(^o)
Parts and attachments for mining machinery and equipment		3532-9	06/81	107.7	108.6	108.3	-.3	1.5	1.5	.6
Parts and attachments for mining machinery sold separately, excluding drills		3532-975	06/81	109.6	110.9	110.5	-.4	1.9	1.9	1.0
Percussion rock drill bits		3532-989	06/81	98.4	97.7	97.7	0	-.7	-.7	-1.2
Containing tungsten carbide		3532-98931	06/81	97.3	97.3	97.3	0	0	0	-.6
Miscellaneous receipts		3532-M	06/81	103.8	105.3	105.3	0	1.5	-.1	-1.3
Resales		3532-289	06/81	105.4	107.5	107.5	0	(^o)	-.2	-1.8
Secondary products		3532-S	06/81	108.3	108.8	109.2	.4	1.0	1.9	2.6
Construction machinery		3531-S	06/81	107.8	108.5	108.7	.2	(^o)	2.0	2.2
Other secondary products		3532-SSS	06/81	108.5	108.7	108.7	-.1	.4	1.3	2.2
Oilfield and gasfield machinery and equipment										
Primary products	3533	3533-P	12/80	119.5	119.6	119.4	-.2	-.1	-.1	-1.5
Oilfield and gasfield production machinery and equipment		3533-3	12/80	121.0	121.4	121.1	-.3	0	0	-.8
On-land and offshore bottom support wellhead equipment		3533-31	12/80	114.9	115.7	115.8	0	.8	.6	-1.9
Christmas-tree assemblies with tubing heads and casing heads		3533-312	12/80	112.5	114.8	113.5	-1.2	1.1	.9	-3.2
Rodlifting machinery and equipment - surface and subsurface ..		3533-35	12/80	113.2	115.9	114.5	-1.2	1.4	1.2	-2.2
Sucker rods		3533-357	12/80	104.6	104.6	104.6	.0	0	0	-5.2
Permanent packers and accessories		3533-362	12/80	81.1	81.1	81.1	0	(^o)	0	(^o)
Retrievable packers		3533-363	12/80	122.0	127.0	127.0	0	4.1	4.1	4.1
Other production equipment and parts		3533-389	12/80	131.3	131.3	131.3	0	0	0	3.8
Oilfield and gasfield drilling machinery and equipment		3533-6	12/80	122.8	122.6	123.9	1.1	.8	.5	-1.3
Surface oil and gasfield drilling machinery and equipment		3533-61	12/80	124.9	125.0	124.4	-.4	-.5	-.4	-.2
Wheel-mounted drilling and well-servicing rigs		3533-613	12/80	120.2	120.7	120.7	0	0	.2	-.4
Blowout preventers and accessories		3533-617	12/80	(^o)	107.4	107.4	0	(^o)	2.6	-1.2
Other surface drilling equipment and parts		3533-619	12/80	130.2	130.2	130.2	0	0	0	0
Bits		3533-641	12/80	116.2	115.2	115.3	.1	-1.7	-1.7	-.9
Tungsten-carbide insert bits		3533-64101	12/80	129.6	129.6	129.6	0	0	0	0
Steel-toothed bits		3533-64102	12/80	124.1	124.1	124.1	0	0	0	0
Other bits, including diamond bits		3533-64103	12/80	134.0	134.0	134.0	0	0	0	0
Tool joints, subs and connectors		3533-644	12/80	130.9	130.9	130.9	0	0	0	0
Other subsurface drilling equipment and parts		3533-649	12/80	136.7	136.7	136.7	0	(^o)	0	(^o)
Other subsurface drilling equipment and parts, n.e.c.		3533-64903	12/80	131.2	130.7	130.7	0	-.4	-.4	-.4
Cementing equipment		3533-671	12/80	139.8	139.2	139.2	0	-.5	-.5	-.5
Well surveying equipment		3533-681	12/80	109.3	109.5	109.5	0	(^o)	.2	-.2
Miscellaneous receipts		3533-M	12/80	111.0	(^o)	98.9	(^o)	-10.9	-10.9	-10.9
Other miscellaneous receipts		3533-X98	12/80	118.9	119.4	119.4	0	0	.4	-1.8
Secondary products		3533-S	12/80	126.0	126.8	126.8	0	0	.6	-2.7
Other secondary products		3533-SSS	12/80	108.9	107.2	107.6	.4	-.7	-1.4	-6.1
Pumps and pumping equipment		3561-S	12/80	108.5	108.7	109.2	.5	.7	.4	-3.9
			12/80	110.7	100.7	100.7	0	(^o)	-9.1	-15.0

See footnotes at end of table.

Table 4. Producer price indexes for the net output of selected industries and their products—Continued

Industry and product ¹	Industry code	Product code	Index base	Index			Percent change to Mar. 1984 from —			
				Nov. 1983 ²	Feb. 1984 ²	Mar. 1984 ²	Feb. 1984	Dec. 1983	Sep. 1983	Mar. 1983
Elevators and moving stairways	3534		06/81	108.2	108.7	108.6	-0.1	1.6	1.4	-0.7
Primary products		3534-P	06/81	106.7	107.0	107.1	.1	1.9	1.7	-.8
Elevators and moving stairways, parts and attachments		3534-1	06/81	106.0	106.4	106.5	.1	2.1	1.9	-.9
Geared electric passenger elevators, except residence lifts		3534-105	06/81	100.5	101.3	101.7	.4	1.5	-1.1	-4.8
Gearless electric passenger elevators, except residence lifts		3534-107	06/81	96.5	97.9	97.8	-.1	1.9	1.5	-8.2
Hydraulic passenger elevators		3534-112	06/81	104.2	103.2	103.5	.3	(?)	3.1	2.5
Freight elevators		3534-114	06/81	135.4	132.4	130.5	-1.5	4.2	3.0	5.1
Electric freight elevators		3534-11413	06/81	176.0	172.2	167.6	-2.7	3.3	3.2	10.6
Hydraulic freight elevators		3534-11415	06/81	105.3	103.0	103.0	0	(?)	2.8	-.9
Moving stairways and escalators		3534-151	06/81	104.0	100.6	101.3	.7	-.3	-1.9	-4.1
Other non-farm elevators, including sidewalk elevators, dumbwaiters, etc.		3534-196	06/81	111.1	111.2	111.2	0	.6	4.0	4.0
Parts and attachments for elevators and moving stairways (sold separately)		3534-197	06/81	120.6	125.6	125.6	0	(?)	4.2	6.9
Automobile lifts, parts and attachments		3534-2	06/81	112.9	112.9	112.9	0	0	0	0
Automobile lifts		3534-231	06/81	112.7	112.7	112.7	0	0	0	0
Miscellaneous receipts		3534-M	06/81	114.8	116.2	115.1	-.9	.3	.3	.2
Contract work and other miscellaneous receipts		3534-XY9	06/81	(?)	(?)	(?)	(?)	(?)	(?)	(?)
Industrial trucks and tractors	3537		12/79	115.3	117.5	117.7	.1	1.4	1.7	1.9
Primary products		3537-P	12/79	113.9	116.3	116.4	.1	1.9	2.2	2.3
Industrial trucks and tractors, motorized and hand powered		3537-1	12/79	113.6	116.3	116.3	0	2.1	2.3	2.4
Internal combustion trucks and tractors		3537-1A	12/79	111.5	112.1	112.0	0	0	.3	.1
Internal combustion trucks		3537-13	12/79	111.2	111.8	111.8	0	0	.3	0
Internal combustion trucks, under 6000 lb. capacity		3537-136	12/79	104.1	104.9	104.5	-.4	(?)	.3	-.7
Internal combustion trucks, 6000 - 14,999 lb. capacity		3537-137	12/79	115.9	116.1	116.5	.3	.3	0	.3
Internal combustion trucks, over 14,999 lb. capacity		3537-138	12/79	125.0	125.6	126.0	.3	(?)	.8	1.4
Motorized handtrucks		3537-111	12/79	116.5	118.6	118.6	0	(?)	1.8	(?)
Operator-riding electric trucks		3537-123	12/79	113.9	115.3	115.3	0	(?)	1.5	1.5
Handlift trucks, handtrucks, trailers, and dollies		3537-16	12/79	131.9	131.9	132.2	.2	.5	.5	3.2
Other handtrucks, trailers, and dollies		3537-165	12/79	127.7	128.0	128.3	.3	.5	.8	1.2
Parts, attachments and miscellaneous equipment		3537-2	12/79	115.6	117.0	117.4	.4	1.5	2.0	2.0
Secondary products		3537-S	12/79	126.2	127.2	127.4	.1	-2.0	-1.9	-.4
All other secondary products		3537-SSS	12/79	126.0	127.4	127.6	.2	(?)	-2.7	-1.0
Machine tools, metal cutting types	3541		06/83	100.9	101.9	101.6	-.4	.4	1.8	(?)
Primary products		3541-P	06/83	99.7	101.3	100.8	-.5	.6	1.0	(?)
Boring machines		3541-1	06/83	101.0	100.1	100.1	0	.9	.1	(?)
Drilling machines		3541-2	06/83	(?)	100.5	100.5	0	(?)	(?)	(?)
All drilling machines valued at \$2500 each or more		3541-2B	06/83	(?)	99.7	99.7	0	(?)	(?)	(?)
Multiple spindle drilling machines		3541-261	08/83	(?)	99.5	99.5	0	(?)	(?)	(?)
Adjustable joint and fixed center types		3541-26152	08/83	(?)	99.5	99.5	0	(?)	(?)	(?)
Gear cutting machines		3541-3	06/83	101.8	102.9	102.9	0	1.0	1.0	(?)
Grinding, polishing, buffing, honing, and lapping machines		3541-4	06/83	99.6	100.4	100.4	0	.7	2.0	(?)
All grinding, polishing, buffing, honing, and lapping machines valued under \$2500		3541-4A	06/83	101.5	103.0	103.0	0	1.5	1.5	(?)
All grinding, polishing, buffing, honing, and lapping machines valued under \$2500 each		3541-401	06/83	101.5	103.0	103.0	0	1.5	1.5	(?)
All grinding, polishing, buffing, honing, and lapping machines valued at \$2500 each or more		3541-4B	06/83	99.6	100.3	100.3	.0	.6	2.0	(?)
External cylindrical grinding machines		3541-409	06/83	(?)	96.6	96.6	0	(?)	(?)	(?)
All other external cylindrical grinding machines		3541-40919	06/83	(?)	97.1	97.1	0	(?)	(?)	(?)
All other grinding machines n.e.c. including thread grinding machines		3541-492	06/83	101.0	101.5	101.5	0	.6	1.0	(?)
Turning machines, (lathes) all types		3541-5	06/83	98.3	98.4	98.3	-2.1	-.5	-1.5	(?)
Horizontal numerically controlled turning machines, valued at \$2500 each or more		3541-519	06/83	98.0	96.6	96.9	.3	-.1	-3.1	(?)
Horizontal spindle numerically controlled turning machines, small		3541-51911	06/83	97.3	93.6	94.4	.8	.8	-3.0	(?)
Horizontal spindle numerically controlled turning machines, medium		3541-51912	06/83	98.8	98.8	98.8	0	-.8	-3.7	(?)
Horizontal spindle numerically controlled turning machines, large		3541-51913	06/83	96.6	96.9	96.9	0	.3	.3	(?)
Vertical numerically controlled turning machines, valued at \$2500 each or more		3541-528	06/83	97.8	99.8	96.3	-3.5	3.7	-4.4	(?)
Non-numerically controlled turning machines		3541-59	06/83	98.7	99.8	95.7	-4.0	-1.6	.7	(?)
All lathes (turning machines) valued at \$2500 each or more		3541-59B	06/83	98.7	99.8	95.7	-4.0	-1.6	.7	(?)
Engine or toolroom lathes		3541-592	06/83	97.9	98.7	98.8	1.1	1.7	2.0	(?)
Automatic lathes		3541-594	06/83	99.0	100.3	93.9	-6.4	-3.2	.2	(?)
Automatic lathes, multiple spindle		3541-5942	06/83	103.4	105.1	96.5	-8.2	-4.1	.2	(?)
Bar (screw) machines		3541-59428	06/83	104.1	106.3	95.0	-10.7	-5.4	-.2	(?)
Other metal cutting type machine tools		3541-7	06/83	98.7	98.6	98.9	.3	-.6	-1.5	(?)
Machining centers		3541-71	06/83	99.4	99.6	98.2	-1.4	-.1	-3.0	(?)
Drill, mill, bore, vertical (automatic tool change)		3541-714	06/83	99.3	98.6	98.6	0	-.7	-1.4	(?)
Y - axis travel 20 inches through 26 inches		3541-71407	06/83	98.4	98.4	98.4	0	0	-1.6	(?)
Y - axis travel over 26 inches		3541-71409	06/83	100.0	97.9	97.9	0	-2.1	-2.1	(?)
Drill, mill, bore, horizontal (automatic tool change)		3541-716	06/83	99.4	99.9	97.8	-2.1	.1	-4.0	(?)
Y - axis travel less than 27 inches		3541-71611	06/83	100.0	96.2	90.9	-5.5	-5.5	-9.1	(?)
Y - axis travel 27 inches through 40 inches		3541-71613	06/83	(?)	100.0	100.0	0	(?)	(?)	(?)
Station type machines		3541-732	06/83	97.9	97.9	98.9	1.1	-1.1	(?)	(?)
Dial or rotary, trunnion and center column		3541-73231	06/83	98.3	(?)	(?)	(?)	(?)	(?)	(?)
Other metal cutting machine tools		3541-79	06/83	100.4	99.6	99.7	.1	.5	-.7	(?)

See footnotes at end of table.

Table 4. Producer price indexes for the net output of selected industries and their products—Continued

Industry and product ¹	Industry code	Product code	Index base	Index			Percent change to Mar. 1984 from —			
				Nov. 1983 ²	Feb. 1984 ²	Mar. 1984 ²	Feb. 1984	Dec. 1983	Sep. 1983	Mar. 1983
Machine tools, metal cutting types—Continued										
All other metal cutting machine tools, n.e.c. valued at										
\$2500 each or more		3541-79B	06/83	100.4	99.7	99.8	0.1	0.6	-0.6	([?])
Sawing and cutoff machines		3541-79A	06/83	101.0	102.2	102.4	.2	1.4	1.4	([?])
Band saws		3541-79459	06/83	100.0	101.6	101.6	0	([?])	1.6	([?])
All other sawing and cutoff machines		3541-79461	06/83	103.4	104.0	104.9	.8	1.4	1.4	([?])
Parts for metal cutting type machine tools, sold separately, and rebuilt machine tools		3541-9								
Parts for metal cutting type machine tools, sold separately		3541-911	06/83	101.4	108.1	106.8	-1.2	2.9	6.1	([?])
Miscellaneous receipts		3541-M	06/83	100.0	100.0	100.2	.2	.2	.2	([?])
Secondary products		3541-S	06/83	109.6	109.6	109.6	0	0	9.7	([?])
Metal forming machine tools										
3542			06/81	111.3	111.4	111.8	.3	-9	1.2	1.4
Primary products		3542-P	06/81	112.5	112.6	113.0	.4	-1.2	1.4	1.7
Punching, bending, and forming machines		3542-1	06/81	109.3	109.0	109.0	0	1.9	2.5	2.7
Punching machinery		3542-111	06/81	107.9	108.1	108.1	0	.3	.5	2.1
Fixed position punching machines		3542-11111	06/81	108.5	108.5	108.5	0	0	0	2.4
Shearing machinery		3542-121	06/81	112.8	112.3	112.3	0	8.6	10.5	10.5
Plate shearing machinery		3542-12111	06/81	102.3	101.7	101.7	0	0	2.1	2.1
Bending and forming machinery		3542-131	06/81	108.5	108.1	108.1	0	0	.2	-3
Rolls: angles, bars and shapes bending		3542-13112	06/81	109.7	109.7	109.7	0	0	0	0
Press brakes		3542-13113	06/81	107.5	107.5	107.5	0	0	0	0
Other bending and forming machinery		3542-13116	06/81	107.1	107.1	107.1	0	0	0	-1.5
Mechanical and hydraulic presses		3542-2	06/81	110.0	110.2	110.7	.5	.6	.3	.7
Mechanical presses		3542-211	06/81	110.4	110.5	111.1	.5	.7	.7	1.0
Open inclinable presses, mechanical		3542-21111	06/81	109.8	109.8	109.9	.1	.2	.1	.4
Vertical presses, mechanical		3542-21112	06/81	109.9	110.2	111.5	1.2	1.4	1.4	2.2
Other mechanical presses		3542-21113	06/81	111.5	111.5	111.5	0	0	.1	.1
Hydraulic presses		3542-212	06/81	109.0	109.4	109.8	.4	.5	-7	-4
Vertical single action hydraulic presses		3542-21212	06/81	110.4	110.8	111.2	.4	.5	-7	-4
Other metal forming machine tools and forging machines, except forging presses		3542-3	06/81	114.6	115.4	115.4	0	.7	.7	.8
Other metal forming machine tools		3542-312	06/81	115.2	116.3	116.3	0	1.0	.9	1.5
Thread rolling machines		3542-31212	08/82	105.8	([?])	104.4	([?])	0	-1.4	4.8
All other metal forming machine tools		3542-31213	06/81	119.8	120.2	120.2	0	.4	.4	.7
Rebuilt metal forming machine tools and parts for metal forming machine tools		3542-4								
Parts for metal forming machine tools		3542-413	06/81	116.8	116.7	117.6	.7	-6.2	1.9	2.1
Secondary products		3542-S	06/81	107.4	107.5	108.0	.4	.4	.1	-1
Other secondary products		3542-SSS	06/81	111.9	112.0	112.5	.5	.5	.1	.1
Tools, dies, jigs and fixtures		3544-S	06/81	103.1	103.1	103.1	0	0	0	([?])
Special dies and tools, die sets, jigs and industrial molds										
3544			06/81	107.8	109.7	109.7	0	1.8	1.7	2.3
Primary products		3544-P	06/81	108.4	110.2	110.2	0	1.7	1.7	2.3
Special dies and tools, die sets, jigs and fixtures		3544-1	06/81	110.2	112.8	112.9	0	2.5	2.4	3.2
Jigs and fixtures, all types		3544-1A	06/81	120.1	120.9	120.9	.1	.9	.7	1.4
All other jigs and fixtures (holding, positioning, layout, assembly), under 1,000 pounds		3544-117	06/81	98.0	98.0	98.0	0	0	0	1.3
Other jigs and fixtures		3544-11702	06/81	98.0	98.0	98.0	0	0	0	1.3
All other jigs and fixtures (holding, positioning, layout, assembly), 1,000 pounds and over		3544-118	06/81	99.9	100.1	100.1	.0	.2	.2	.5
Other jigs and fixtures		3544-11802	06/81	99.9	100.1	100.1	0	([?])	.2	.5
Standard catalog components and parts for jigs and fixtures, including drill bushings		3544-119	06/81	120.1	132.5	133.6	.8	14.4	11.5	15.7
Dies		3544-1B	06/81	106.8	110.0	110.0	0	3.1	3.0	3.9
Forming and drawing dies		3544-1E	06/81	109.8	110.3	110.3	0	.5	.5	1.1
Stamping dies, including lamination and blanking dies		3544-1F	06/81	103.9	107.8	107.8	0	3.9	3.7	4.4
All other stamping type dies (punch, trim, notch, perforate, etc.)		3544-129	06/81	106.3	106.8	106.8	0	.7	.5	3.8
Progressive stamping dies, except high-speed steel and carbide		3544-12901	06/81	115.0	114.9	114.9	0	([?])	([?])	-1
Blanking type dies		3544-12903	06/81	94.8	([?])	97.1	([?])	([?])	2.4	([?])
All other dies		3544-149								
Other dies		3544-14907	06/81	110.6	111.1	111.1	0	.5	.4	7.1
Other components and parts for dies, including standard punches, springs, etc.		3544-179	06/81	106.9	110.9	110.9	0	3.7	3.7	6.5
Other components and parts		3544-17902	06/81	107.6	112.0	112.0	0	4.1	4.1	7.1
Industrial molds		3544-2	06/81	104.4	104.5	104.4	-1	0	.3	.2
Industrial molds for casting metals		3544-2M	06/81	102.8	102.9	102.8	-1	-1	.3	.3
Diecasting molds		3544-211	06/81	102.8	102.9	102.8	-1	-1	.3	.3
Industrial molds for plastic products		3544-2Q	06/81	103.9	103.9	103.7	-1	0	.7	-3
Injection molds for plastic products		3544-251	06/81	103.9	103.9	103.7	-1	0	.7	-3
For 1,000,000 or more cycles		3544-25101	06/81	104.8	104.7	104.5	-2	-1	1.0	-4
For 50,000-999,999 cycles		3544-25102	06/81	([?])	101.2	101.2	0	([?])	([?])	0
All other molds made of metal (including molds for glass and other products) and mold bases		3544-261	06/81	112.8	114.6	115.0	.3	.3	-1.6	3.3
Other molds		3544-26104	06/81	([?])	([?])	104.1	([?])	0	0	.3
Miscellaneous receipts		3544-M	06/81	101.7	107.1	107.1	0	4.4	3.7	3.7
Secondary products		3544-S	06/81	101.5	101.9	101.8	-2	.4	0	1.0
Other secondary products		3544-SSS	06/81	101.7	102.1	102.0	-2	([?])	0	([?])
Machine tool accessories	3545		06/83	99.8	100.2	100.8	.6	.9	1.2	([?])

See footnotes at end of table.

Table 4. Producer price indexes for the net output of selected industries and their products—Continued

Industry and product ¹	Industry code	Product code	Index base	Index			Percent change to Mar. 1984 from —			
				Nov. 1983 ²	Feb. 1984 ²	Mar. 1984 ²	Feb. 1984	Dec. 1983	Sep. 1983	Mar. 1983
Machine tool accessories—Continued										
Primary products		3545-P	06/83	99.6	100.2	100.6	0.4	0.8	1.1	(³)
Small cutting tools for machine tools and metalworking machinery		3545-1	06/83	99.1	99.5	99.7	.2	.3	.7	(³)
Twist drills, gun drills, combined drills, countersinks and counterbores		3545-12	06/83	99.5	99.5	99.9	.5	0	.4	(³)
Twist drills		3545-121	06/83	99.3	99.2	99.8	.6	0	.5	(³)
Carbon steel and high speed steel		3545-1211	06/83	99.2	98.7	98.8	.1	-.4	-.5	(³)
1/2 inch and under diameter, straight shank		3545-12117	06/83	100.0	100.3	100.4	.1	(³)	.4	(³)
Over 1/2 inch diameter, taper shank		3545-12118	06/83	93.9	85.9	85.9	0	-8.3	(³)	(³)
Carbide, solid and tipped, excluding blanks and tips sold separately and masonry drills		3545-12121	09/83	(³)	103.6	108.1	4.3	3.3	8.1	(³)
Reamers, all types, excluding gun reamers		3545-13	06/83	94.3	87.0	87.0	0	2.9	(³)	(³)
High speed steel, including blades sold separately		3545-133	06/83	94.3	96.8	96.8	0	2.6	(³)	(³)
End mills and milling cutters		3545-15	06/83	100.0	101.1	101.7	.6	.6	2.2	(³)
End mills, solid and tipped, die sinking contour, router, tracer, hollow mills, etc.		3545-151	06/83	99.9	102.5	103.7	1.2	1.2	4.7	(³)
High speed steel		3545-1511	06/83	100.1	103.7	105.8	2.1	1.6	6.8	(³)
Carbide, solid and tipped, excluding blades sold separately		3545-1512	09/83	(³)	97.4	94.1	-3.4	-1.0	-5.9	(³)
Other milling cutters		3545-159	06/83	100.0	100.0	100.0	0	0	(³)	(³)
High speed steel		3545-15911	06/83	100.0	100.0	100.0	0	0	(³)	(³)
Single and double point tools and circular form tools		3545-16	06/83	104.3	104.2	104.2	0	-.9	-.2	(³)
Circular form tools, including semifinished blanks		3545-161	06/83	(³)	103.1	103.1	0	0	(³)	(³)
Single and double point tools		3545-162	06/83	(³)	104.5	104.5	0	-1.1	(³)	(³)
Other materials		3545-16268	06/83	(³)	(³)	102.0	(³)	0	(³)	(³)
Threading tools		3545-17	06/83	101.2	101.8	101.8	0	.7	1.1	(³)
Taps, excluding taps in threading sets and screw plates and inserted chaser types		3545-171	06/83	100.9	101.8	101.7	-.1	1.0	.7	(³)
High speed steel		3545-1712	06/83	100.9	101.8	101.7	-.1	1.0	.7	(³)
Ground thread		3545-17122	06/83	100.9	101.8	101.7	-.1	1.0	.7	(³)
Dies, with two or more thread-forming edges integral with the body		3545-173	06/83	100.0	100.3	100.3	0	.3	.3	(³)
Blanks, tips, and inserts		3545-18	06/83	95.9	96.5	96.5	0	.6	.6	(³)
Molded blanks and tips, including carbide, cast alloy, and ceramic		3545-181	06/83	82.3	83.9	83.9	0	1.9	(³)	(³)
Inserts, indexable, and throwaway types		3545-182								
Carbide		3545-1821	06/83	100.0	100.0	100.0	0	0	0	(³)
Precision ground		3545-18213	06/83	100.0	100.0	100.0	0	0	(³)	(³)
Pressed to size, including inserts with center holes and with molded chip breakers		3545-18214	06/83	100.0	100.0	100.0	0	0	0	(³)
Other types of cutting tools for machine tools, including rotary burrs, files and spade drills		3545-19	06/83	101.2	100.9	100.6	-.2	0	-.8	(³)
High speed steel		3545-194	06/83	100.0	100.0	100.0	0	0	0	(³)
Carbide, solid and tipped, excluding tips and blanks sold separately		3545-198	06/83	102.6	101.9	101.4	-.5	0	-1.8	(³)
Precision measuring tools (inspection, quality control, tool room, and machinists' tools)		3545-2	06/83	99.2	99.6	102.6	3.1	3.5	3.0	(³)
Pneumatic and electronic gauges (manual and automatic)		3545-271	09/83	(³)	100.2	101.6	1.4	1.4	1.6	(³)
Other machinists' precision tools, including dividers		3545-298	06/83	100.0	100.0	103.6	3.6	3.6	(³)	(³)
Other attachments and accessories for machine tools and metalworking machinery		3545-3	06/83	102.1	103.2	103.3	.1	1.1	1.7	(³)
Tool holders		3545-31	06/83	101.0	101.1	101.3	.2	.3	1.1	(³)
Turning tool holders (mechanically clamping for inserts and bits), except box tools		3545-312	06/83	100.0	99.9	99.9	0	-.1	(³)	(³)
Boring bars and heads		3545-314	06/83	100.7	100.7	101.0	.3	.3	.3	(³)
Drilling, reaming, and tapping chucks		3545-317	06/83	100.0	100.0	100.5	.5	.5	(³)	(³)
Other tool holders, including other chucks, drill heads, tool posts, turrets, sleeves, etc.		3545-318	06/83	103.6	104.1	104.3	.2	.7	4.3	(³)
Work holding devices		3545-34	06/83	103.8	104.3	104.3	0	.5	.5	(³)
Other work holding and positioning devices, including vises, mandrels, clamps, stops, etc.		3545-349	06/83	103.8	104.3	104.3	0	.5	.5	(³)
Other attachments and accessories for machine tools and metalworking machinery		3545-398	06/83	101.0	106.1	106.1	0	(³)	(³)	(³)
Secondary products		3545-S	06/83	100.4	100.4	101.8	1.4	1.4	1.8	(³)
Power driven hand tools	3546		12/80	117.0	119.0	119.9	.8	1.9	2.7	3.6
Primary products		3546-P	12/80	116.0	117.4	118.5	.9	2.0	2.3	3.2
Power driven hand tools, electric		3546-1	12/80	111.5	111.4	112.5	.9	.9	1.0	2.3
Hammers, percussion and rotary, without drill chuck		3546-124	12/80	107.2	107.2	110.2	2.7	2.7	1.3	3.3
Impact wrenches		3546-125	12/80	126.1	130.5	132.0	1.2	4.7	4.7	7.5
Other elec.-powered hand tools; incl. shears & nibblers, electric chain saws, hammer drills		3546-135	12/80	123.8	123.8	123.8	0	(³)	0	(³)
Parts, attachments and accessories for electric-powered hand tools (sold separately)		3546-136	12/80	110.5	111.5	111.5	0	.9	.9	2.0
Drills: armature mounted primarily on sleeve bearings		3546-181	12/80	115.2	118.2	118.2	0	2.5	2.5	3.0
Over 1/4 inch chuck size to under 1/2 inch		3546-18103	12/80	114.3	117.1	117.1	0	2.5	2.5	3.2
Drills: armature mounted primarily on other than sleeve bearings		3546-182	12/80	109.1	102.9	110.5	7.4	1.3	1.8	2.0
Over 1/4 inch chuck size to under 1/2 inch		3546-18207	12/80	103.2	90.1	105.7	17.4	2.5	3.5	4.1
Grinders, polishers, and circular sanders except bench grinders		3546-183								

See footnotes at end of table.

Table 4. Producer price indexes for the net output of selected industries and their products—Continued

Industry and product ¹	Industry code	Product code	Index base	Index			Percent change to Mar. 1984 from —			
				Nov. 1983 ²	Feb. 1984 ²	Mar. 1984 ²	Feb. 1984	Dec. 1983	Sep. 1983	Mar. 1983
Power driven hand tools—Continued										
Right angle grinders, polishers, and circular sanders		3546-18326	12/80	113.6	(?)	(?)	(?)	(?)	(?)	(?)
Sanders		3546-184	12/80	118.4	120.4	120.4	0	1.7	2.8	3.7
Belt		3546-18433	12/80	118.0	121.0	121.0	0	2.5	2.5	3.1
Oscillating, reciprocating and vibrating		3546-18434	12/80	118.7	119.8	119.8	0	.9	3.0	4.3
Circular saws: armature mounted primarily on other than sleeve bearings		3546-185	12/80	114.3	(?)	(?)	(?)	(?)	(?)	(?)
Between 7 inch and 8 inch blade		3546-18516	12/80	114.1	(?)	(?)	(?)	(?)	(?)	(?)
Saws - jigs, saber, reciprocating		3546-186	12/80	105.7	100.7	102.0	1.3	-3.5	-4.8	-4.7
Power driven hand tools, pneumatic, hydraulic and powder actuated										
actuated		3546-2	12/80	114.7	119.5	118.8	-5	3.4	4.1	1.3
Percussion tools		3546-237	12/80	108.1	105.9	105.9	0	-2.0	-2.0	-2.0
Drills, screwdrivers, nutrunners		3546-238	12/80	116.1	121.3	121.3	0	4.3	4.0	4.6
Impact wrenches		3546-241	12/80	(?)	103.1	103.1	0	0	(?)	(?)
Grinders, polishers, sanders		3546-243	12/80	119.7	124.4	124.4	0	3.9	4.9	(?)
Other pneumatic powered hand tools include hydraulic		3546-249	12/80	120.3	124.2	124.2	0	3.2	3.2	3.2
Parts, attachments, and accessories for pneumatic, hydraulic and powder actuated tools		3546-251	12/80	116.2	123.9	122.3	-1.2	4.6	6.5	(?)
Secondary products		3546-S	12/80	111.1	114.5	114.5	0	3.0	3.9	5.4
Rolling mill machinery										
Primary products	3547	3547-P	12/81	110.4	110.4	110.4	0	0	0	.2
Secondary products			12/81	112.4	112.4	112.4	0	0	0	.3
Metalworking machinery, not elsewhere classified										
Primary products	3549	3549-P	06/83	100.1	101.6	101.6	0	1.2	1.4	(?)
Welding and cutting apparatus, except electric		3549-3	06/83	100.2	102.0	102.0	0	1.5	1.8	(?)
Gas welding and cutting equipment		3549-36	06/83	100.0	104.4	103.7	-6	3.7	3.7	(?)
Torches, including welding torches and gas air torches		3549-361	06/83	100.0	104.9	103.8	-1.0	3.8	(?)	(?)
Other gas welding and cutting equipment, exclude pressure containers, include kits		3549-369	06/83	(?)	105.5	102.7	-2.7	(?)	(?)	(?)
Spare parts, accessories, attachments, adaptors, etc., n.e.c., sold separately		3549-37	06/83	100.0	104.1	103.7	-4	(?)	(?)	(?)
Tips		3549-371	06/83	100.0	103.6	103.6	0	3.6	3.6	(?)
Cutting tip		3549-37156	06/83	100.0	103.9	103.9	0	3.9	3.9	(?)
Regulators, gas pressure		3549-377	06/83	100.0	103.9	103.9	0	(?)	(?)	(?)
All others		3549-378	10/83	(?)	104.3	104.3	0	(?)	(?)	(?)
Automotive maintenance equipment		3549-4	06/83	101.0	102.7	102.7	0	(?)	(?)	(?)
Wheel balancers		3549-422	06/83	101.0	102.0	101.9	-1	-1	.9	(?)
All other automotive maintenance equipment		3549-429	06/83	97.7	99.1	98.4	-8	-8	.7	(?)
Other metalworking machinery		3549-5	06/83	101.9	102.2	102.2	0	0	.2	(?)
Machines for weaving and wire fabricating and wire drawing machines and draw benches		3549-511	06/83	99.9	101.5	101.9	.4	1.8	1.9	(?)
All other metalworking machinery n.e.c.		3549-598	06/83	100.0	105.5	106.4	.8	(?)	6.4	(?)
Miscellaneous receipts		3549-M	06/83	99.8	100.5	101.0	.5	1.0	1.0	(?)
Resales		3549-Z89	06/83	(?)	100.0	100.0	0	(?)	(?)	(?)
Secondary products		3549-S	06/83	(?)	100.0	100.0	0	(?)	(?)	(?)
Food products machinery										
Primary products	3551	3551-P	12/83	(?)	100.6	102.1	1.6	2.1	(?)	(?)
Dairy and milk products machinery		3551-1	12/83	(?)	100.1	102.1	2.0	2.1	(?)	(?)
Pasturizers and homogenizers		3551-144	12/83	(?)	102.3	102.5	.2	2.5	(?)	(?)
Other dairy and milk machinery, includes separators and sterilizing equipment		3551-198	12/83	(?)	100.0	102.2	2.2	2.2	(?)	(?)
Commercial food products machinery		3551-2	12/83	(?)	100.7	101.1	.5	1.1	(?)	(?)
Other commercial food preparation machinery		3551-241	12/83	(?)	98.3	98.5	.3	-1.5	(?)	(?)
Dough mixers		3551-261	12/83	(?)	102.6	103.4	.8	3.4	(?)	(?)
Industrial food products machinery		3551-3	12/83	(?)	100.8	101.0	.2	1.0	(?)	(?)
Meat and poultry processing machinery		3551-313	12/83	(?)	101.0	101.0	0	1.0	(?)	(?)
Other industrial food products machinery, includes fish and shellfish machinery		3551-358	12/83	(?)	102.7	102.5	-1	2.5	(?)	(?)
Parts and attachments for industrial food products machinery ..		3551-383	12/83	(?)	101.5	101.5	0	1.5	(?)	(?)
Packing, packaging and bottling machinery		3551-4	12/83	(?)	100.0	100.0	0	0	(?)	(?)
Form fill and seal machinery		3551-428	12/83	(?)	100.0	105.3	5.3	5.3	(?)	(?)
Filling machinery		3551-451	12/83	(?)	100.0	100.0	0	0	(?)	(?)
Casing machinery		3551-471	12/83	(?)	100.0	100.5	.5	.5	(?)	(?)
Parts for bottling and packaging machinery		3551-491	12/83	(?)	100.0	100.4	.4	.4	(?)	(?)
Miscellaneous receipts		3551-M	12/83	(?)	100.0	100.0	0	0	(?)	(?)
Resales		3551-Z89	12/83	(?)	100.0	100.0	0	0	(?)	(?)
Secondary products		3551-S	12/83	(?)	100.0	104.5	-7	4.5	(?)	(?)
Textile machinery										
Primary products	3552	3552-P	12/80	120.9	122.1	122.4	.2	1.1	1.6	4.8
Textile machinery		3552-1	12/80	121.7	123.0	123.3	.2	1.1	2.0	5.1
Cleaning, opening, and card room equipment		3552-116	12/80	122.5	119.9	123.6	3.1	.9	.9	6.7
Bleaching, dyeing, and finishing equipment		3552-185	12/80	115.9	115.9	115.9	0	0	0	0
Machines for drying stocks, yarn, and cloth		3552-187	12/80	110.2	114.2	114.2	0	3.6	3.6	3.9
Other textile machinery		3552-199	12/80	109.0	109.0	109.0	0	(?)	0	.8
Parts and attachments for textile machinery		3552-2	12/80	112.9	113.6	113.9	.3	.8	.9	2.4
Parts and attachments for other fiber to fabric and fabric machinery		3552-232	12/80	120.9	126.1	122.9	-2.5	1.3	3.1	3.5
Parts and attachments for power looms		3552-241	12/80	127.9	127.9	127.9	0	(?)	.6	.7
Secondary products			12/80	117.2	120.0	119.8	-2	(?)	6.0	6.0

See footnotes at end of table.

Table 4. Producer price indexes for the net output of selected industries and their products—Continued

Industry and product ¹	Industry code	Product code	Index base	Index			Percent change to Mar. 1984 from —			
				Nov. 1983 ²	Feb. 1984 ²	Mar. 1984 ²	Feb. 1984	Dec. 1983	Sep. 1983	Mar. 1983
Textile machinery—Continued										
Parts and attachments for bleaching, dyeing and finishing machinery		3552-271	12/80	119.1	121.6	121.6	0	2.1	2.1	4.9
Parts and attachments for other textile machinery		3552-299	12/80	115.8	115.8	114.8	-9	-9	-9	.4
Secondary products		3552-S	12/80	113.9	117.2	116.8	-4	(?)	-8	2.5
Woodworking machinery										
Primary products	3553	3553-P	12/80	105.8	103.7	103.4	-3	-2.4	-2.1	-1
Woodworking machinery, excluding home workshop and power-driven handtools		3553-1	12/80	109.2	106.9	106.5	-4	-2.6	-2.3	-2
Sawmill equipment		3553-112	12/80	105.9	107.1	106.5	-6	.4	.8	2.9
Sawing machines, except sawmill equipment		3553-162	12/80	106.6	112.3	110.4	-1.7	(?)	3.6	5.1
Straight-line machinery, including jointers, moulders, planers, sanders, surfacers, etc.		3553-173	12/80	114.8	107.6	107.6	0	-6.3	-4.8	-2.6
Boring machinery, carving machinery, dovetailers, mortisers, routers, shapers, and tenoners		3553-175	12/80	120.7	118.4	118.4	0	-1.9	-1.9	1.8
Parts, attachments and accessories: cutting tools other than saw blades		3553-185	12/80	116.1	114.0	114.0	0	-1.9	.5	1.9
All other parts, attachments, and accessories, excluding saw blades		3553-187	12/80	73.6	73.6	73.6	0	0	0	-4.5
Other woodworking machinery, including lathes, drilling machines, jointers, planers, etc.		3553-198	12/80	101.5	102.4	102.2	-2	.7	.7	.4
Woodworking machinery designed primarily for home workshops		3553-2	12/80	120.6	124.6	124.6	0	3.3	3.3	(?)
Other woodworking machinery designed primarily for home workshops		3553-298	12/80	115.9	106.4	106.4	0	-8.3	(?)	(?)
Secondary products		3553-S	12/80	118.9	118.9	118.9	0	0	(?)	(?)
			12/80	106.7	107.1	107.1	0	(?)	.3	(?)
Paper industries machinery										
Primary products	3554	3554-P	06/82	104.6	105.7	106.0	.3	1.2	1.3	2.5
Wood preparation equipment		3554-1	06/82	104.2	105.3	105.7	.3	1.1	1.4	2.5
Barkers, chippers, knotters, splitters, chipscreens, etc.		3554-111	06/82	101.9	103.1	103.1	0	.6	0	3.1
Parts and attachments for wood preparation equipment (sold separately)		3554-181	06/82	103.0	(?)	(?)	(?)	(?)	(?)	(?)
Papermill machinery		3554-3	06/82	(?)	(?)	(?)	(?)	(?)	(?)	(?)
Paper machines		3554-342	06/82	106.9	107.0	107.1	0	.2	.2	.7
Papermaking machines, headbox to reel		3554-34247	06/82	112.3	112.3	112.3	0	0	0	.9
Parts and attachments for papermill machinery (sold separately)		3554-381	06/82	101.9	101.9	101.9	0	.1	-1	2.9
Paper and paperboard converting equipment		3554-4	06/82	100.1	100.6	100.6	0	.5	.5	.5
Bagmaking machines, including shipping sack machines and envelope making machines		3554-451	06/82	105.7	107.2	108.0	.7	1.5	2.3	4.2
Corrugated boxmaking machines, including corrugators		3554-453	06/82	103.2	103.2	103.2	0	0	0	1.4
Other converting equipment, including drum, can, and tube making machines		3554-459	06/82	(?)	(?)	(?)	(?)	(?)	(?)	(?)
Parts and attachments for converting equipment (sold separately)		3554-481	06/82	106.2	106.7	106.9	.2	.6	.7	2.8
Rebuilt pulp and paper industries machinery		3554-6	06/82	108.3	112.4	112.6	.1	2.0	4.0	5.1
Other rebuilt pulp and paper industries machinery		3554-675	06/82	100.0	100.5	100.5	0	.5	.5	.5
Miscellaneous receipts		3554-M	06/82	100.0	100.5	100.5	0	.5	.5	.5
Contract work and other miscellaneous receipts		3554-XY9	06/82	104.7	108.7	108.7	0	3.8	3.8	4.3
Secondary products		3554-S	06/82	105.2	105.2	105.2	0	0	0	.9
			06/82	106.6	106.1	106.1	0	0	-5	1.4
Printing trades machinery										
Primary products	3555	3555-P	12/82	103.9	103.9	105.1	1.2	1.2	1.8	2.7
Lithographic printing press		3555-1	12/82	104.7	104.2	105.5	1.3	.8	1.5	2.6
Business forms presses, web-fed		3555-133	12/82	112.3	108.4	112.5	3.8	.7	2.3	3.4
Other printing trades machinery		3555-5	12/82	135.6	115.7	115.7	0	-12.8	-6.7	-9.1
Roll covering, rubber and plastics, graphic arts		3555-572	12/82	101.6	102.9	103.1	.2	1.2	1.6	2.8
Lithographic plates		3555-577	12/82	102.6	102.6	102.6	0	0	0	2.6
Parts, attachments and accessories for printing presses, sold separately		3555-583	12/82	101.0	(?)	101.0	(?)	(?)	(?)	(?)
Parts, attachments and accessories for other machinery and equipment, sold separately		3555-589	12/82	100.3	103.1	103.4	.2	2.4	3.1	3.4
Other printing machinery and equipment, including platens		3555-598	12/82	103.1	103.2	103.2	0	0	.1	3.2
Miscellaneous receipts		3555-M	12/82	102.3	103.2	103.0	-2	.8	1.9	1.8
Secondary products		3555-S	12/82	99.8	103.4	103.6	.2	3.9	3.9	3.7
			12/82	96.2	97.3	98.0	.7	3.2	2.2	-1
Other special industry machinery										
Primary products	3559	3559-P	12/81	109.2	111.2	111.7	.5	2.0	2.7	4.5
Chemical machinery and parts		3559-1	12/81	108.1	110.5	111.1	.5	2.4	3.2	4.1
Chemical mixers		3559-112	12/81	108.2	109.4	109.4	0	.9	1.1	1.4
Other chemical machinery		3559-115	12/81	98.6	98.6	98.6	0	0	0	-2.8
Foundry machinery and parts		3559-2	12/81	106.8	108.0	108.1	.1	0	1.2	1.2
Molding machinery		3559-222	12/81	107.6	112.4	112.6	.2	3.4	5.4	6.1
Other foundry machinery, parts and flasks		3559-299	12/81	105.7	108.7	108.7	0	.8	4.4	4.8
Plastic working machinery		3559-3	12/81	108.1	113.5	113.8	.2	4.2	5.8	6.4
Extrusion machinery		3559-333	12/81	106.8	108.1	109.4	1.2	1.8	3.0	4.1
Injection molding machinery		3559-351	12/81	112.1	111.8	111.9	0	.2	.9	.9
Blow molding machinery		3559-361	04/82	12/81	106.8	108.6	110.9	2.2	1.6	3.9
Other plastic machinery and parts		3559-399	12/81	(?)	(?)	107.7	(?)	1.1	(?)	3.5
Rubber working machinery		3559-4	12/81	104.6	106.1	106.3	.1	2.2	2.4	3.5
Tire recapping and repairing machinery		3559-471	12/81	105.0	104.9	104.9	0	-1	.6	.9
			12/81	(?)	(?)	(?)	(?)	(?)	(?)	(?)

See footnotes at end of table.

Table 4. Producer price indexes for the net output of selected industries and their products—Continued

Industry and product ¹	Industry code	Product code	Index base	Index			Percent change to Mar. 1984 from —			
				Nov. 1983 ²	Feb. 1984 ²	Mar. 1984 ²	Feb. 1984	Dec. 1983	Sep. 1983	Mar. 1983
Other special industry machinery—Continued										
Other rubber working machinery (includes mixers) and parts		3559-498	12/81	105.9	105.7	105.7	0	0.1	0.9	0.9
Other special industry machinery, n.e.c.		3559-5	12/81	109.2	112.1	112.7	.5	3.2	3.6	4.8
Concrete machinery and parts		3559-546	12/81	104.1	103.4	103.4	0	-.6	-.4	-1.5
Bottle forming, glassmaking machinery, and parts		3559-552	12/81	116.5	117.8	117.8	0	1.1	1.1	3.8
Shoemaking machinery, parts		3559-562	12/81	104.4	105.8	(?)	(?)	(?)	(?)	(?)
Cotton ginning machinery, parts		3559-573	12/81	114.7	116.2	116.2	0	1.3	1.3	3.2
Metal cleaning, degreasing machinery, parts		3559-581	12/81	107.9	114.1	116.2	1.8	(?)	8.0	8.8
Other machinery, parts		3559-589	12/81	107.8	111.7	112.1	.3	4.1	4.5	5.7
Stoneworking machinery, parts		3559-58913	12/81	109.8	113.4	114.0	.5	3.8	3.8	5.8
Other machinery, parts (includes optical lens machinery)		3559-58918	12/81	111.4	111.5	112.4	.8	1.3	3.7	7.4
Secondary products		3559-S	12/81	106.7	107.3	107.9	.6	(?)	1.7	5.6
Pumps and pumping equipment										
Primary products	3561	3561-P	12/83	(?)	100.9	101.1	.2	1.1	(?)	(?)
Industrial pumps, except hydraulic fluid power pumps		3561-1	12/83	(?)	100.6	101.1	.5	1.1	(?)	(?)
Reciprocating pumps		3561-11	12/83	(?)	104.8	104.7	-.1	4.7	(?)	(?)
Power-operated, other than steam		3561-113	12/83	(?)	104.8	104.7	-.1	4.7	(?)	(?)
Turbine pumps, vertical, including deep well		3561-12	12/83	(?)	100.0	100.0	0	0	(?)	(?)
Other than submersible		3561-129	12/83	(?)	100.0	100.0	0	0	(?)	(?)
16 inch diameter bowl size and under		3561-12909	12/83	(?)	100.0	100.0	0	0	(?)	(?)
Centrifugal pumps		3561-13	12/83	(?)	100.1	100.7	.7	.7	(?)	(?)
Single stage, single suction, close coupled		3561-131	12/83	(?)	100.3	103.5	3.1	3.5	(?)	(?)
2 inch and 2 1/2 inch discharge outlet		3561-13115	12/83	(?)	101.9	101.9	0	1.9	(?)	(?)
Single stage, single suction, frame mounted		3561-132	12/83	(?)	100.0	100.3	.3	.3	(?)	(?)
Single stage, double suction		3561-133	12/83	(?)	100.0	100.7	.7	.7	(?)	(?)
Submersible centrifugal pumps (except submersible sump pumps)		3561-136	12/83	(?)	100.0	100.0	0	0	(?)	(?)
All other centrifugal pumps (including can, etc.)		3561-137	12/83	(?)	(?)	100.0	(?)	0	(?)	(?)
2" to 6" discharge outlet		3561-13766	12/83	(?)	(?)	100.0	(?)	0	(?)	(?)
Rotary pumps		3561-14	12/83	(?)	100.0	100.6	.6	.6	(?)	(?)
100 p.s.i. and under, designed pressure		3561-141	12/83	(?)	100.0	101.1	1.1	1.1	(?)	(?)
11-99 g.p.m. designed capacity		3561-14172	12/83	(?)	(?)	101.3	(?)	1.3	(?)	(?)
101-250 g.p.m., designed pressure		3561-142	12/83	(?)	100.0	100.4	.4	.4	(?)	(?)
11-99 g.p.m., designed capacity		3561-14275	12/83	(?)	100.0	100.0	0	0	(?)	(?)
Diaphragm pumps, all sizes		3561-181	12/83	(?)	100.0	100.0	0	0	(?)	(?)
Hydraulic fluid power pumps		3561-2	12/83	(?)	98.3	98.3	0	-1.7	(?)	(?)
Gear type		3561-281	12/83	(?)	95.6	95.6	0	-4.4	(?)	(?)
External		3561-28103	12/83	(?)	100.3	100.3	0	.3	(?)	(?)
Axial piston		3561-285								
Variable		3561-28512	12/83	(?)	100.0	100.0	.0	0	(?)	(?)
Domestic water systems and sump pumps		3561-3								
Domestic water systems		3561-312	12/83	(?)	101.7	102.1	.4	2.1	(?)	(?)
Jet pump and convertible jet pump systems		3561-31213	12/83	(?)	102.1	102.1	0	2.1	(?)	(?)
Submersible pump systems, 5 hp and under		3561-31225	12/83	(?)	101.6	102.2	.6	2.2	(?)	(?)
Oil-well and oil-field pumps and other pumps		3561-5	12/83	(?)	104.9	104.9	0	4.9	(?)	(?)
Other pumps (except automotive) such as oil burner, appliance, fire engine, etc		3561-597	12/83	(?)	100.0	(?)	(?)	(?)	(?)	(?)
Parts and attachments for pumps and pumping equipment, excluding compressors		3561-6	12/83	(?)	101.1	101.3	.2	1.3	(?)	(?)
Parts and attachments for pumps and pumping equipment, excluding compressors		3561-613	12/83	(?)	101.1	101.3	.2	1.3	(?)	(?)
Miscellaneous receipts		3561-M	12/83	(?)	100.8	100.6	-.2	.6	(?)	(?)
Resales		3561-Z89	12/83	(?)	101.1	100.8	-.3	.8	(?)	(?)
Secondary products		3561-S	12/83	(?)	100.8	100.8	0	.8	(?)	(?)
Valves and pipe fittings		3494-S	12/83	(?)	100.0	100.0	0	0	(?)	(?)
Other secondary products		3561-SSS	12/83	(?)	101.2	101.2	0	1.2	(?)	(?)
Ball and roller bearings										
Primary products	3562	3562-P	06/83	101.2	101.7	102.0	.3	1.1	1.5	(?)
Ball bearings, complete		3562-1	06/83	102.4	104.3	104.8	.5	3.1	3.6	(?)
Single row max. capacity ball bearings: annular, including self-aligning: ground or precision		3562-114	06/83	103.6	102.1	102.1	0	0	2.1	(?)
Other regular single row conrad ball bearings: annular, including self-aligning		3562-122	06/83	103.4	105.8	105.8	0	3.8	3.9	(?)
Over 30 mm. O.D. to 52 mm. O.D.; ground or precision		3562-12204	06/83	103.3	99.2	99.2	.1	-2	-3.6	(?)
Over 52 mm. O.D. to 100 mm. O.D.; ground or precision		3562-12205	06/83	104.7	104.4	104.4	0	0	4.4	(?)
Over 100 mm. O.D.; ground or precision		3562-12207	06/83	103.8	103.7	103.7	0	0	1.6	(?)
Other precision (ABEC 5 + up) single row conrad ball bearings: annular, including self-aligning		3562-123	06/83	103.0	103.0	103.0	0	0	.7	(?)
9 mm. O.D. thru 30 mm. O.D.; ground or precision		3562-12309	06/83	105.4	105.4	105.4	0	0	2.9	(?)
All other ground or precision bearings (ABEC 1 and up)		3562-124	06/83	100.0	(?)	111.9	(?)	10.4	(?)	(?)
Unground, including self-aligning (less than ABEC 1)		3562-125	06/83	100.0	100.0	100.0	0	0	0	(?)
Thrust ball bearings		3562-131	06/83	97.2	109.0	110.8	1.7	13.4	13.8	(?)
Ground thrust ball bearings		3562-13133	06/83	97.2	109.0	110.8	1.7	13.4	13.8	(?)
Other ball bearings		3562-151	06/83	102.8	102.8	103.7	.9	.9	.9	(?)
Taper (including thrust) roller bearings, complete		3562-2	06/83	100.0	100.0	100.0	0	0	0	(?)
Taper roller bearings, complete, including finished cups and cones shipped separately		3562-231	06/83	100.0	100.0	100.0	0	0	0	(?)
Roller bearings, except taper, complete		3562-3	06/83	101.1	101.1	101.0	-.1	-.1	-.1	(?)
Cylindrical roller bearings		3562-301	06/83	100.0	100.0	100.0	0	0	0	(?)
Regular cylindrical roller bearings (ABEC 1 and 3)		3562-30111	06/83	100.0	100.0	100.0	0	0	0	(?)

See footnotes at end of table.

Table 4. Producer price indexes for the net output of selected industries and their products—Continued

Industry and product ¹	Industry code	Product code	Index base	Index			Percent change to Mar. 1984 from —			
				Nov. 1983 ²	Feb. 1984 ²	Mar. 1984 ²	Feb. 1984	Dec. 1983	Sep. 1983	Mar. 1983
Ball and roller bearings—Continued										
Needle roller bearings		3562-341	06/83	100.0	100.0	102.1	2.1	2.1	2.1	(?)
Other roller bearings		3562-398	06/83	107.3	107.0	107.0	0	0	-4	(?)
Mounted bearings, except plain		3562-4	06/83	104.3	104.3	105.1	.8	.8	5.1	(?)
Mounted ball bearings, unit and/or split mounted		3562-417	06/83	104.3	104.3	105.1	.8	.8	5.1	(?)
Ball and roller bearing parts and components, including balls and rollers sold separately		3562-9	06/83	98.4	98.1	98.6	.5	.1	-1.0	(?)
Balls		3562-911	06/83	97.9	97.9	97.9	0	(?)	.1	(?)
Other antifriction ball bearing components and parts		3562-921	06/83	100.0	100.0	104.2	4.2	4.2	4.2	(?)
Other antifriction roller bearing components and parts		3562-941	06/83	(?)	(?)	99.4	(?)	(?)	(?)	(?)
Secondary products		3562-S	06/83	100.0	100.3	101.1	.8	1.1	1.1	(?)
Fans And Blowers	3564		12/83	(?)	102.8	102.8	0	2.8	(?)	(?)
Primary products		3564-P	12/83	(?)	102.3	102.3	0	2.3	(?)	(?)
Centrifugal blowers and fans		3564-3	12/83	(?)	100.0	100.0	0	0	(?)	(?)
Classes I and II fans (over 1.5 inches to 6.75 inches max. total pressure)		3564-319	12/83	(?)	100.0	100.0	0	0	(?)	(?)
Industrial fans, excluding blowers		3564-324	12/83	(?)	100.0	100.0	0	0	(?)	(?)
Propeller fans and accessories, axial fans, and power roof ventilators		3564-4	12/83	(?)	107.9	107.9	-1	7.9	(?)	(?)
Axial fans		3564-413	12/83	(?)	112.5	112.4	-1	12.4	(?)	(?)
Axial fans, directly connected to driver		3564-41311	12/83	(?)	116.0	115.8	-1	15.8	(?)	(?)
Dust collection and other air purification equip. for heat, ventl., and air cond. systems		3564-5								
Air filters for air conditioners and furnaces, of 2400 cfm and under		3564-543	12/83	(?)	101.9	102.3	.4	2.3	(?)	(?)
Dust collection and other air purification equip. for industrial gas cleaning systems		3564-6								
Other equipment		3564-68216	12/83	(?)	100.0	100.0	0	0	(?)	(?)
Speed changers, drives, and gears	3566		12/83	(?)	100.5	100.7	.2	.7	(?)	(?)
Primary products		3566-P	12/83	(?)	100.4	100.6	.2	.6	(?)	(?)
Mechanical-variable speed changers, excluding electric motor		3566-111	12/83	(?)	103.6	103.6	0	3.6	(?)	(?)
Industrial high speed drives, fixed ratio		3566-121	12/83	(?)	101.3	101.3	0	1.3	(?)	(?)
Speed reducers, fixed ratio, enclosed, except gear motors		3566-2	12/83	(?)	100.1	100.7	.6	.7	(?)	(?)
Worm gear reducers		3566-21	12/83	(?)	99.8	100.9	1.1	.9	(?)	(?)
3-inch to 5.99-inch centers		3566-218	12/83	(?)	99.3	100.1	.8	.1	(?)	(?)
Below 3-inch centers		3566-219	12/83	(?)	100.1	102.4	2.3	2.4	(?)	(?)
Helical, herringbone, spur and spiral bevel reducers		3566-22	12/83	(?)	100.0	100.6	.6	.6	(?)	(?)
15-inch low-speed centers and below		3566-228	12/83	(?)	100.0	100.7	.7	.7	(?)	(?)
Shaft mounted reducers and screw conveyor drives		3566-23	12/83	(?)	100.9	100.9	0	.9	(?)	(?)
Hollow shaft diameter, 2-1/2 inches and below		3566-235	12/83	(?)	101.1	101.1	0	1.1	(?)	(?)
Gear motors		3566-3	12/83	(?)	100.0	100.0	0	0	(?)	(?)
Helical, herringbone, spur, or spiral bevel gear motors, including scoop-mounted units		3566-34	12/83	(?)	100.0	100.0	0	0	(?)	(?)
Loose gears, pinions, and racks excluding spare parts for reducers		3566-4	12/83	(?)	100.0	100.1	.1	.1	(?)	(?)
Coarse pitch (below 19.9 diametral pitch)		3566-411	12/83	(?)	100.0	100.1	.1	.1	(?)	(?)
Helical, herringbone, and spur gears		3566-4114	12/83	(?)	100.0	100.1	.1	.1	(?)	(?)
24 inches and below		3566-41142	12/83	(?)	100.0	100.0	0	0	(?)	(?)
Above 24 inches diameter through 72 inches diameter		3566-41143	12/83	(?)	100.0	100.3	.3	.3	(?)	(?)
Others, including bevel gears and racks		3566-4116	12/83	(?)	100.0	100.0	0	0	(?)	(?)
Fine pitch (19.99 diametral pitch and finer)		3566-421	12/83	(?)	100.0	100.0	0	0	(?)	(?)
Parts and components for speed changers, drives, and gears		3566-551	12/83	(?)	100.1	100.1	0	.1	(?)	(?)
Secondary products		3566-S	12/83	(?)	100.6	101.1	.5	1.1	(?)	(?)
Other secondary products		3566-SSS	12/83	(?)	101.0	102.0	1.0	2.0	(?)	(?)
Industrial process furnaces and ovens	3567		06/81	112.9	113.3	113.4	.1	.5	2.5	3.6
Primary products		3567-P	06/81	111.4	111.7	111.8	.1	.5	2.4	3.6
Electric industrial furnaces and ovens, excluding induction and dielectric		3567-1	06/81	119.0	118.9	118.9	0	.2	6.5	7.5
Electric metal processing industrial furnaces and ovens		3567-1A	06/81	120.0	119.9	119.9	0	.1	7.0	8.0
Electric metal heat-treating furnaces		3567-121	06/81	112.3	112.0	112.0	0	.3	3.5	6.1
Electric nonmetallic processing industrial furnaces and ovens		3567-1B								
Excluding wood, cement and chemical processing kilns, but including other kilns and lehrs		3567-171	06/81	107.1	107.8	107.8	0	.8	1.2	1.6
Electric nonmetallic processing ovens		3567-17102	06/81	112.4	113.4	(?)	(?)	(?)	(?)	(?)
Fuel-fired industrial furnaces and ovens, oil or gas		3567-2	06/81	105.3	105.6	105.6	0	.3	1.3	2.1
Fuel-fired metal processing industrial furnaces and ovens		3567-2A	06/81	105.7	105.8	105.8	0	.1	1.5	1.5
Fuel-fired metal heat-treating furnaces		3567-221	06/81	101.1	101.1	101.1	0	0	.6	-1.3
Open-fired heat-treating furnaces		3567-22101	06/81	124.0	124.0	(?)	(?)	(?)	(?)	(?)
Atmosphere controlled heat-treating furnaces		3567-22102	06/81	94.6	94.6	94.6	0	.1	.8	(?)
Fuel-fired industrial ovens for metal processing		3567-241								
Continuous fuel-fired ovens for metal processing		3567-24102	06/81	111.8	112.0	112.0	0	.2	2.6	5.1
High frequency induction and dielectric furnaces and heating equipment		3567-4	06/81	115.0	116.0	115.9	-1	.3	1.2	2.8
Metal melting line type induction furnaces		3567-417	06/81	110.3	111.7	111.8	.1	.3	1.5	2.4
Metal melting line type induction furnaces, ferrous		3567-41701	06/81	109.6	110.9	110.9	.1	.2	1.4	1.9
Other electric heating units for industrial use and all parts, attachments, and components		3567-5	06/81	110.9	111.5	111.8	.3	.9	.6	2.4
Tubular heaters		3567-551	06/81	114.7	(?)	115.7	(?)	.9	.9	4.8

See footnotes at end of table.

Table 4. Producer price indexes for the net output of selected industries and their products—Continued

Industry and product ¹	Industry code	Product code	Index base	Index			Percent change to Mar. 1984 from —			
				Nov. 1983 ²	Feb. 1984 ²	Mar. 1984 ²	Feb. 1984	Dec. 1983	Sep. 1983	Mar. 1983
Industrial process furnaces and ovens—Continued										
Other industrial electric heating units, including strip, space, ring & immersion heaters		3567-559	06/81	112.9	114.5	114.8	0.3	1.9	1.2	3.7
Parts, attachments and components for industrial furnaces and ovens and heating units		3567-591	06/81	107.3	107.1	107.2	.1	-.4	-.1	0
Secondary products		3567-S	06/81	119.4	119.4	119.4	0	.2	1.8	1.8
Other secondary products		3567-SSS	06/81	120.8	120.8	120.8	0	.3	1.9	1.9
Scales and balances except laboratory										
Primary products	3576	3576-P	12/80	105.6	106.4	106.7	.3	.9	.9	1.6
Motor truck scales		3576-1	12/80	106.6	108.1	107.2	-.8	.6	.6	1.7
Industrial scales		3576-3	12/80	104.8	106.4	107.1	.7	2.4	2.4	3.5
Bench and portable scales		3576-321	12/80	114.5	117.8	116.6	-1.0	2.6	2.6	4.2
Floor scales		3576-323	12/80	107.4	112.5	112.5	0	4.8	4.8	6.9
Miscellaneous industrial scales, incl. crane, suspension, tank, hopper, & conveyor		3576-329	12/80	(³)	94.5	97.7	3.3	2.8	2.8	4.2
Commercial, retail scales		3576-4	12/80	95.0	94.1	94.1	0	-.9	-.9	-.9
Miscellaneous retail - commercial scales inclu.: non-computing counter, egg-grading & hanging		3576-435	12/80	110.1	110.1	110.1	0	0	0	0
Personal, household scales		3576-5	12/80	125.0	125.3	125.3	0	.2	.2	2.0
Person-weighting scales and miscellaneous household scales		3576-545	12/80	128.2	128.2	128.2	0	0	0	.5
Mailing scales		3576-6	12/80	105.7	105.7	105.7	0	0	0	-2.6
Accessories and attachments for scales and balances		3576-7	12/80	98.9	103.2	104.7	1.4	-2.9	-2.9	-2.9
Parts for scales and balances		3576-8	12/80	107.4	107.1	108.1	1.0	1.0	1.0	.7
Secondary products		3576-S	12/80	95.9	95.9	95.9	.0	0	0	0
Automatic merchandising machines										
Primary products	3581	3581-P	06/82	102.9	103.2	103.4	.2	.7	.1	.2
Automatic merchandising machines, coin-operated, excluding parts		3581-1	06/82	102.7	102.7	102.9	.1	.1	.5	.7
Vending machines for beverages		3581-11	06/82	102.9	102.9	103.1	.2	.2	.7	1.0
Soft drink		3581-115	06/82	100.5	100.5	100.8	.3	.3	.8	.8
Vending machines for confections and food		3581-12	06/82	101.0	101.0	101.0	0	0	.2	.2
All other vending machines		3581-13	06/82	105.0	105.0	105.0	0	0	0	0
Coin-operated mechanisms and other parts for automatic merchandising machines		3581-2	06/82	105.4	108.9	108.9	0	3.3	-.2	-.2
Coin-operated mechanisms (for sale separately)		3581-251	06/82	108.8	113.5	113.5	0	4.3	4.3	4.3
Coin acceptors/rejectors		3581-25102	06/82	108.4	111.1	111.1	0	2.5	2.5	2.5
Parts for automatic merchandising machines, except coin-operated mechanisms		3581-269	06/82	95.4	95.4	95.4	0	0	-13.4	-13.4
Miscellaneous receipts		3581-M	06/82	101.6	101.6	101.6	0	0	0	0
Secondary products		3581-S	06/82	98.4	91.8	93.9	2.3	-1.0	-4.5	-4.5
Commercial laundry equipment										
Primary products	3582	3582-P	12/82	102.1	104.5	104.2	-.3	2.1	2.4	3.0
Laundry equipment		3582-1	12/82	102.5	102.8	102.8	0	.3	.6	1.3
Washer-extractors combinations		3582-113	12/82	99.9	99.9	99.9	0	0	0	.7
Other than coin-operated		3582-11312	12/82	99.9	99.9	99.9	0	0	0	.1
Other commercial laundry equipment		3582-117	12/82	100.0	100.2	100.2	0	.2	.2	.2
Commercial laundry equipment parts, attachments, and accessories		3582-118	12/82	102.0	98.6	98.6	0	-3.3	-3.3	-3.3
Dry cleaning equipment		3582-2	12/82	104.0	104.0	104.0	0	0	1.9	4.0
Secondary products		3582-S	12/82	99.6	114.9	112.5	-2.2	(³)	12.9	13.0
Refrigeration and heating equipment										
Primary products	3585	3585-P	12/82	101.9	102.6	102.6	0	.7	1.0	1.9
Heat transfer equipment, except room and unitary air cond. and dehumidifiers		3585-1	12/82	100.9	101.8	101.7	-.2	.5	-.1	0
Central station air conditioning units, motor driven fan type		3585-112	12/82	101.9	103.5	103.5	0	1.3	1.6	.4
Air-cooled refrigerant condensers remote type		3585-132	12/82	101.1	101.1	101.1	0	0	0	.4
Shell-and: tube, coil, u-tube; and tube-in-tube liquid coolers		3585-136	12/82	100.8	102.6	102.3	-.3	1.4	1.4	2.3
Unit coolers (refrigeration)		3585-141	12/82	102.7	102.7	105.3	2.5	2.5	2.5	3.3
Finned coils, air-conditioning and refrigeration type		3585-142	12/82	100.0	100.0	100.0	0	0	0	0
Coil sales by oem for resale or assembly into equip. by other manuf. (all types)		3585-143	12/82	103.6	104.3	102.7	-1.5	-.8	-.8	-1.6
Centrifugal liquid chilling packages		3585-154	12/82	100.5	102.3	102.8	.4	-1.7	3.1	4.3
Hermetic type		3585-15401	12/82	98.9	101.3	101.8	.5	-2.1	2.9	3.7
Mobile vehicle refrigeration systems		3585-156	12/82	103.5	(³)	(³)	(³)	(³)	(³)	(³)
Mobile vehicle mechanical air conditioning systems		3585-161	12/82	99.4	100.1	100.1	0	.8	-1.9	-1.5
For passenger automobiles and light trucks and vans		3585-1611	12/82	99.5	100.4	100.4	0	.9	-2.1	-1.6
Sub-compact to compact automobiles		3585-16111	12/82	103.2	(³)	104.5	(³)	1.3	.8	1.5
Icemaking machines		3585-175	12/82	101.0	101.7	102.2	.5	1.2	1.2	1.2
Self-contained		3585-1751	12/82	100.8	101.5	102.1	.6	1.3	1.3	1.3
Ice-cube makers		3585-17511	12/82	100.6	101.3	101.3	0	(³)	.6	.6
Flake and chip machines		3585-17512	12/82	101.4	102.2	105.3	3.0	3.9	3.9	3.9
Not self-contained		3585-1752	12/82	100.2	100.1	100.1	0	0	0	0
Reciprocating liquid chilling packages		3585-185	12/82	106.3	106.5	106.3	-.3	.4	3.4	6.3
Factory-fabricated water-cooling towers		3585-196	12/82	(³)	(³)	(³)	(³)	(³)	(³)	(³)
Unitary air conditioners		3585-2	12/82	103.1	103.0	102.9	0	-.2	0	2.8
Air conditioners, except window and wall types		3585-21	12/82	109.0	109.5	106.1	-3.1	-2.7	-1.3	6.8
Single package (with or without evaporator fan)		3585-211	12/82	109.0	109.5	106.1	-3.1	-2.7	-1.3	6.8

See footnotes at end of table.

Table 4. Producer price indexes for the net output of selected industries and their products—Continued

Industry and product ¹	Industry code	Product code	Index base	Index			Percent change to Mar. 1984 from —			
				Nov. 1983 ²	Feb. 1984 ²	Mar. 1984 ²	Feb. 1984	Dec. 1983	Sep. 1983	Mar. 1983
Refrigeration and heating equipment—Continued										
Horizontal		3585-2111	12/82	110.4	111.1	107.0	-3.7	-3.2	-1.5	7.8
Under 54,000 btu/hr		3585-21114	12/82	107.3	105.1	104.8	-2	(⁹)	-1.5	4.8
54,000 btu/hr and over		3585-21115	12/82	115.1	120.0	110.2	-8.2	(⁹)	(⁹)	(⁹)
Year-round air conditioners, single packages and remote condenser types, except heat pumps		3585-25	12/82	102.2	102.1	102.2	.1	-5	.8	3.5
Under 44,000 btu/hr		3585-252	12/82	103.4	104.6	105.8	1.2	1.6	2.4	4.7
44,000 to 134,999 btu/hr		3585-257	12/82	102.1	100.9	100.3	-7	-2.4	.2	4.4
Heat pumps, except room air conditioners		3585-26	12/82	103.9	105.4	104.0	-1.3	0	-2	3.7
Single package		3585-265	12/82	101.6	102.1	102.1	0	.5	.6	1.5
Split system		3585-266	12/82	105.5	107.5	105.2	-2.1	-4	-7	5.2
Split system air conditioning units		3585-29								
Air conditioning condensing units		3585-295	12/82	101.0	100.1	101.7	1.5	.7	.3	1.0
27,000 to 32,999 btu/hr		3585-29573	12/82	99.4	97.6	105.2	7.8	5.8	5.4	2.7
33,000 to 38,999 btu/hr		3585-29574	12/82	100.1	99.9	99.9	0	0	-6	-3
Commercial refrigeration equipment		3585-3	12/82	101.7	103.7	103.5	-2	2.3	1.9	3.4
Refrigerated enclosures, include self-contained units, remote units w/wo cond. units		3585-31	12/82	102.1	103.5	103.7	.1	2.1	1.5	3.5
Reach-in refrig. and reach-in vert. display cabinets, with solid or glazed doors		3585-311	12/82	103.8	105.6	106.8	1.1	3.0	2.5	6.2
For normal temp. application, i.e., not intended for frozen foods, ice cream, etc.		3585-31115	12/82	103.7	105.9	106.5	.5	2.9	2.0	6.1
For low temperature application		3585-31118	12/82	103.9	105.3	107.1	1.7	3.1	3.2	6.3
Sectional coolers or cooling rooms of the prefabricated (factory produced) type		3585-312	12/82	100.6	104.4	104.1	-3	3.5	3.6	4.1
Display cases for meats, dairy products, produce, other perishables, normal temp		3585-313	12/82	104.0	102.1	101.9	-2	.3	-2.0	2.7
Closed		3585-3131	12/82	100.3	103.5	102.4	-1.1	2.1	2.1	2.4
Open, self-service		3585-3132	12/82	104.6	101.8	101.8	0	0	-2.7	2.7
Multi level		3585-31328	12/82	(⁹)	(⁹)	(⁹)	(⁹)	(⁹)	(⁹)	(⁹)
Display cases and cabinets for frozen foods, ice cream, etc., except coin operated		3585-314	12/82	100.7	101.4	101.4	0	.7	.7	.7
Mechanical drinking water coolers		3585-343	12/82	100.2	103.5	103.5	0	3.3	3.5	3.5
Mechanical beverage cooling and dispensing equipment except coin-operated		3585-361	12/82	102.1	105.8	103.5	-2.2	1.9	2.4	3.5
Bulk beverage dispensers, including malt dispensers and pre-cooler cabinets		3585-36157	12/82	101.7	106.6	103.5	-2.9	2.5	3.2	3.5
Other commercial refrig., retarders, egg refrig., enviro. control equip., etc.		3585-397	12/82	99.0	102.4	(⁹)	(⁹)	(⁹)	(⁹)	(⁹)
Compressors and compressor units, all refrigerants		3585-4	12/82	100.3	100.3	100.2	-1	-1	0	.2
10 hp and under, hermetic type motor compressors		3585-412	12/82	100.6	101.0	100.8	-2	.1	0	.8
2.5 hp and under		3585-41211	12/82	(⁹)	(⁹)	100.3	(⁹)	.2	(⁹)	.3
3 hp to 10 hp		3585-41236	12/82	(⁹)	102.8	101.6	-1.1	-1	-4	(⁹)
Over 10 hp (open and hermetic types)		3585-414	12/82	99.5	99.6	100.4	.8	.9	2.5	.4
Auto air conditioning compressors		3585-418	02/83	(⁹)	99.5	99.5	0	(⁹)	(⁹)	(⁹)
Open type, with or without motor		3585-41859	02/83	(⁹)	99.5	99.5	0	(⁹)	(⁹)	(⁹)
Condensing units, all refrigerants except ammonia		3585-5	12/82	101.2	101.3	101.8	.5	.6	.6	1.6
Air-cooled		3585-51	12/82	101.5	101.6	101.6	0	.1	.1	1.3
Hermetic type under 15 hp		3585-512	12/82	101.4	101.5	101.5	0	.1	.1	1.3
1 1/4 hp to 3 hp		3585-51205	12/82	(⁹)	(⁹)	102.0	(⁹)	.1	(⁹)	(⁹)
Over 3 hp but under 15 hp		3585-51209	12/82	102.3	102.7	102.6	-1	(⁹)	.2	1.8
Water and air-cooled, open and hermetic type, 15 hp and over		3585-569	12/82	100.0	100.0	(⁹)	(⁹)	(⁹)	(⁹)	(⁹)
Room air conditioners and dehumidifiers		3585-6								
Room air conditioners		3585-612	12/82	107.6	107.6	107.6	0	0	1.6	6.6
Refrigeration and a/c equip. n.e.c., including soda fountain and beer dispensing equip		3585-7	12/82	102.2	105.7	105.7	0	3.3	3.6	3.1
Soda fountain equipment		3585-711	12/82	100.6	103.7	103.4	-3	2.6	2.7	(⁹)
Evaporative air coolers		3585-794	12/82	(⁹)	(⁹)	(⁹)	(⁹)	(⁹)	(⁹)	(⁹)
Other refrigeration machinery and air conditioning equipment ..		3585-796	12/82	101.4	101.4	101.4	0	0	.2	.2
Other components and accessories for air conditioning and refrigeration equipment		3585-798	12/82	102.7	107.4	107.4	0	4.3	4.7	3.9
Warm air furnaces, except floor and wall; and parts and attachments		3585-8	12/82	101.8	104.6	105.2	.6	3.2	3.1	4.3
Forced-air type furnaces (cast iron and steel)		3585-811	12/82	102.0	105.1	105.7	.6	3.5	3.4	4.7
Gas		3585-81107	12/82	101.3	104.1	104.1	0	2.5	2.5	2.8
Miscellaneous receipts		3585-M	12/82	105.8	106.3	106.7	.4	.5	4.9	5.4
Resales		3585-Z89	12/82	103.9	104.7	105.3	.6	.8	2.7	3.4
Secondary products		3585-S	12/82	98.3	98.3	98.4	.1	.3	.7	-1.0
Other secondary products		3585-SSS	12/82	97.6	98.5	98.6	.1	(⁹)	1.0	-5
Mobile vehicle parts and accessories		3714-S	12/82	99.2	(⁹)	(⁹)	(⁹)	(⁹)	(⁹)	(⁹)
Service industry machinery	3589		06/82	105.5	106.7	107.9	1.2	1.9	2.3	5.1
Primary products		3589-P	06/82	106.0	106.6	107.2	.6	1.2	1.2	4.2
Commercial cooking and food warming equipment		3589-1	06/82	105.6	105.8	106.9	1.1	1.3	1.3	2.5
Nonelectric commercial cooking and food warming equipment ..		3589-11	06/82	105.3	105.3	105.9	.6	.6	.6	3.8
Other commercial cooking equipment (except electric)		3589-119	06/82	107.8	(⁹)	109.6	(⁹)	1.7	1.7	(⁹)
Electric and microwave commercial cooking and food warming equipment		3589-16	06/82	105.8	106.1	107.6	1.4	1.7	1.7	1.7
Commercial food warming equipment, including hot food server units and steam tables		3589-165	06/82	105.5	106.6	106.6	0	(⁹)	1.0	(⁹)
Other commercial cooking equipment (electric)		3589-167	06/82	105.3	105.5	108.2	2.6	2.8	2.8	2.7
Coffee makers, coffee urns		3589-16721	06/82	101.5	(⁹)	(⁹)	(⁹)	(⁹)	(⁹)	(⁹)

See footnotes at end of table.

Table 4. Producer price indexes for the net output of selected industries and their products—Continued

Industry and product ¹	Industry code	Product code	Index base	Index			Percent change to Mar. 1984 from —			
				Nov. 1983 ²	Feb. 1984 ²	Mar. 1984 ²	Feb. 1984	Dec. 1983	Sep. 1983	Mar. 1983
Service industry machinery—Continued										
Service industry machines and parts		3589-2	06/82	106.4	107.1	107.6	0.4	1.1	1.0	4.9
Water softeners and conditioners		3589-22	06/82	108.4	109.3	112.1	2.6	3.5	3.5	15.0
Water conditioners other than water softeners		3589-227	06/82	103.0	104.7	108.7	3.9	5.6	5.6	20.2
Floor maintenance machinery, commercial and industrial		3589-23	06/82	104.6	105.0	106.1	1.1	1.6	2.0	2.7
Floor scrubbing and sanding machines, commercial type		3589-232	06/82	104.9	106.3	107.0	.6	2.7	4.7	5.3
Floor waxing and polishing machines, commercial and industrial type		3589-235	06/82	105.0	105.0	105.0	0	0	0	(?)
Commercial carpet cleaners and shampoos		3589-237	06/82	103.7	(?)	107.7	(?)	3.9	3.9	6.2
Sewage purification equipment		3589-281	06/82	107.8	108.1	108.1	0	.2	0	4.1
Clarifier		3589-28113	06/82	(?)	(?)	107.4	(?)	0	-4	3.1
Pump station		3589-28116	06/82	107.2	107.5	107.5	0	.3	-1	3.3
Commercial car washing machinery		3589-282	06/82	101.8	(?)	101.8	(?)	(?)	.8	(?)
Garbage and trash compactors, commercial and industrial		3589-283	06/82	107.2	107.7	(?)	(?)	(?)	(?)	(?)
Other industrial and commercial service machines		3589-292	06/82	108.6	108.9	108.8	0	.2	0	4.3
All other industrial and commercial service machines		3589-29229	06/82	110.8	111.8	111.7	-1	(?)	-5	3.3
Parts and accessories for service industry machines		3589-293	06/82	104.8	104.8	104.8	.0	0	0	(?)
Commercial and industrial vacuum cleaners		3589-3	06/82	103.2	105.4	105.3	-1	2.1	2.1	3.8
Portable, including parts		3589-311	06/82	103.8	106.5	106.3	-2	2.5	2.5	4.5
Miscellaneous receipts		3589-M	06/82	100.5	109.9	122.5	11.5	13.1	21.9	23.0
Resales		3589-Z89	06/82	100.7	112.5	111.2	-1.1	.7	10.5	11.8
Secondary products		3589-S	06/82	103.6	105.0	104.9	-1	(?)	1.4	1.7
Carburetors, pistons, piston rings, and valves										
Carburetors, pistons, piston rings, and valves	3592		12/82	103.9	105.0	105.0	0	1.1	1.3	3.5
Primary products		3592-P	12/82	104.2	104.8	104.8	0	.6	.8	3.2
Carburetors		3592-1	12/82	102.6	102.8	102.8	0	.2	.3	(?)
Carburetors, new		3592-1A	12/82	102.5	102.8	102.8	0	.3	.2	(?)
Carburetors for motor vehicles		3592-111	12/82	101.6	101.9	101.9	0	.3	.3	(?)
Carburetors for motor vehicles-OEM		3592-11102	05/83	101.9	101.9	101.9	0	(?)	0	(?)
Pistons and piston rings		3592-2	12/82	102.0	103.7	103.7	0	1.6	2.4	-1
Piston rings, all types		3592-2B	12/82	102.4	102.7	102.7	0	.2	1.3	-4
Piston rings, oil type		3592-248	12/82	99.0	99.4	99.4	0	.5	.5	(?)
Piston rings, oil type for motor vehicle use		3592-251	12/82	98.8	99.4	99.4	0	.5	.5	(?)
Piston rings, oil type for motor vehicle use-OEM		3592-25102	12/82	98.8	99.4	99.4	0	.5	.5	(?)
Piston rings, compression type		3592-249	12/82	103.5	103.7	103.7	0	.1	1.6	-4
Piston rings, compression type for motor vehicle use		3592-255	12/82	102.6	102.7	102.7	0	.1	1.8	-6
Piston rings, compression type for motor vehicle use-OEM		3592-25502	12/82	102.6	102.7	102.7	0	.1	1.8	-6
Piston rings, compression type for all other uses		3592-257	12/82	107.5	108.0	108.0	0	0	.5	.5
Secondary products		3592-S	12/82	103.2	106.7	106.7	0	3.5	4.0	4.9
Motor vehicle parts and accessories		3714-S	12/82	104.3	104.5	104.5	0	.1	.1	1.5
Transformers										
Transformers	3612		06/81	107.8	105.5	108.9	3.2	.2	-.8	.2
Primary products		3612-P	06/81	107.2	105.2	108.2	2.9	0	-1.0	0
Distribution transformers		3612-1								
Liquid immersed		3612-101	06/81	113.3	112.9	113.1	.2	-1.5	-1.0	.1
Pole type, 500 KVA or less, single phase		3612-10111	06/81	110.3	109.1	109.1	0	(?)	-2.7	-1.8
Pad mount, 500 KVA or less, single phase		3612-10112	06/81	114.4	114.7	115.0	.2	-.4	.1	.6
Power transformers		3612-2	06/81	99.2	90.4	99.8	10.5	.6	-5.5	-5.2
Small power transformers, one and three phase		3612-201	06/81	110.3	110.6	112.3	1.5	2.1	1.9	1.8
501-2500 KVA, liquid immersed		3612-20121	06/81	114.8	115.7	118.3	2.2	3.9	3.2	3.1
Large power transformers, one and three phase, liquid immersed		3612-202	06/81	92.1	77.5	91.8	18.6	-.5	-10.6	-10.1
Fluorescent lamp ballasts		3612-3	06/81	108.1	112.3	112.4	.1	.1	6.2	6.2
Uncorrected power factor type		3612-301	06/81	106.8	111.5	112.4	.8	.8	6.6	6.6
Corrected power factor type		3612-302	06/81	108.3	112.4	112.4	0	0	6.1	6.1
Specialty and all other transformers		3612-4	06/81	108.3	110.1	110.2	0	1.7	1.6	4.1
Open core and coil, and all units end-bell enclosed, 250 KVA and less		3612-401	06/81	108.8	111.2	111.2	0	(?)	2.4	2.9
High intensity discharge lamp transformers		3612-402	06/81	105.8	106.2	105.9	-.3	.1	0	-2
General purpose, one and three phase		3612-404	06/81	106.5	112.3	110.6	-1.6	3.9	4.1	4.4
All other transformers including luminous tube and ignition, and saturable core reactors		3612-406	06/81	110.0	110.8	114.7	3.5	(?)	2.8	7.8
Secondary products		3612-S	06/81	116.7	(?)	120.7	(?)	3.4	4.5	3.4
Electric motors and generators										
Electric motors and generators	3621		06/83	103.2	103.7	103.8	.1	.5	.7	(?)
Primary products		3621-P	06/83	103.5	104.0	104.1	.1	.5	.7	(?)
Fractional horsepower motors and generators		3621-1	06/83	101.8	102.4	102.5	.1	.7	.8	(?)
Automobile accessory motors		3621-111	06/83	100.6	100.3	100.3	0	-.1	.1	(?)
Universal motors (cased)		3621-115	06/83	101.2	101.7	101.7	.5	.5	1.7	(?)
Universal motors and generators, D.C.		3621-17	06/83	99.6	100.0	100.0	0	.4	.3	(?)
Case diameter: up to 3 inches		3621-171	06/83	99.1	99.7	99.7	0	.6	.3	(?)
Case diameter: 3 inches to 9 inches		3621-172	06/83	100.0	100.3	100.3	0	(?)	.3	(?)
Universal motors, A.C.		3621-18	06/83	103.0	104.1	104.1	0	1.0	1.0	(?)
Skeleton type shaded pole motors		3621-181	06/83	99.8	99.9	99.9	(?)	.1	-.1	(?)
Conventional type shaded pole motors		3621-182	06/83	99.8	100.5	100.5	0	.7	.3	(?)
Case diameter: up to 3 3/4 inches		3621-18201	06/83	100.4	101.0	101.0	0	.5	.7	(?)
Case diameter: 3 3/4 inches to 9 inches		3621-18202	06/83	99.8	99.8	99.8	0	1.0	-.2	(?)
Other A.C. motors, excluding clock type		3621-183	06/83	104.1	105.3	105.4	0	1.1	1.2	(?)
Case diameter: up to 5 3/8 inches		3621-18301	06/83	100.0	100.8	101.0	.1	1.0	1.0	(?)
Case diameter: 5 3/8 inches to 9 inches		3621-18302	06/83	104.9	106.2	106.2	0	1.1	1.3	(?)

See footnotes at end of table.

Table 4. Producer price indexes for the net output of selected industries and their products—Continued

Industry and product ¹	Industry code	Product code	Index base	Index			Percent change to Mar. 1984 from —			
				Nov. 1983 ²	Feb. 1984 ²	Mar. 1984 ²	Feb. 1984	Dec. 1983	Sep. 1983	Mar. 1983
Electric motors and generators—Continued										
Integral horsepower motors and generators, except for land transportation equipment		3621-2	06/83	106.7	106.9	107.2	0.3	0.5	0.6	(³)
D.C. motors and generators		3621-2C	06/83	(³)	(³)	102.9	(³)	(³)	(³)	(³)
1 to 200 h.p. (3/4 to 150 kw)		3621-231	06/83	(³)	(³)	102.9	(³)	(³)	(³)	(³)
A.C. motors		3621-21	06/83	108.6	108.8	109.1	.3	.5	1.1	(³)
Single phase, all h.p. ratings		3621-222	06/83	(³)	(³)	97.8	(³)	(³)	(³)	(³)
Polyphase-induction		3621-223	06/83	109.7	109.9	110.4	.4	.6	1.5	(³)
1 to 500 h.p.		3621-22301	06/83	112.4	112.7	113.3	.5	.8	1.9	(³)
Fractional horsepower motor-generator sets		3621-7								
Other rotating equipment		3621-71	06/83	100.7	101.1	101.7	.6	1.0	1.3	(³)
Synchros, servos, rate generators, resolvers, and combinations		3621-753	06/83	100.6	101.0	101.6	.6	1.0	1.3	(³)
Integral horsepower motor-generator sets		3621-8	06/83	101.5	102.3	102.3	0	.8	1.5	(³)
Parts and supplies for motors, generators and sets		3621-911	06/83	101.0	102.5	101.4	-1.2	.2	(³)	(³)
Secondary products		3621-S	06/83	100.7	101.2	101.2	0	.4	.3	(³)
All other secondary products		3621-SSS	06/83	101.0	100.6	100.6	0	-.4	-.6	(³)
Household cooking equipment and parts	3631		06/81	110.0	111.4	111.5	.2	1.2	1.3	1.9
Primary products		3631-P	06/81	110.7	111.8	112.0	.2	1.0	1.1	2.1
Electric, electronic, and microwave household cooking units and parts		3631-1	06/81	109.8	110.4	110.7	.3	.7	.8	1.8
Free-standing electric ranges and ovens		3631-1A	06/81	120.4	122.9	124.1	.9	2.5	3.0	5.0
Free-standing ranges under 23 inches in width		3631-111	08/81	114.2	117.6	117.7	.1	(³)	3.2	5.1
Free-standing ranges 23 to 32 inches in width		3631-112	06/81	120.5	123.0	124.2	.9	2.5	3.0	5.0
Low oven		3631-11201	06/81	120.5	123.0	124.2	.9	2.5	3.0	5.0
Other than free-standing electric ranges		3631-1B	06/81	115.4	117.1	117.0	-.1	1.4	1.4	2.6
Built-in ranges		3631-121	06/81	116.0	117.5	117.3	-.1	1.1	1.1	2.8
Surface cooking tops		3631-21113	06/81	123.3	123.9	123.5	-.3	.2	.2	2.7
Drop-in ranges		3631-1212	06/81	113.8	116.2	116.2	0	2.0	2.0	2.0
Microwave cooking equipment		3631-1C	06/81	95.2	95.4	95.4	0	.2	0	-.1
Portable microwave ovens		3631-174	06/81	93.8	93.9	94.0	.1	.2	0	-.4
Parts and accessories for household electric ranges and ovens		3631-185	06/81	120.1	108.5	108.5	0	-9.6	-9.6	-9.6
Gas household units and parts		3631-3	06/81	113.9	116.9	116.7	-.2	2.3	2.5	3.7
Standard type gas ranges		3631-3A	06/81	113.8	116.3	116.5	.1	2.2	2.5	3.7
Free-standing ranges		3631-312	06/81	114.3	117.0	117.1	.2	2.3	2.5	3.8
Free-standing gas ranges 32 inches and over in width		3631-31211	06/81	122.6	125.7	126.0	.2	(³)	2.7	4.7
Free-standing gas ranges over 24 to 32 inches in width		3631-31213	06/81	112.3	115.0	115.1	.1	2.3	2.3	3.7
Free-standing gas ranges 24 inches and under in width		3631-31215	06/81	116.1	118.0	119.0	.9	1.6	3.9	3.3
Surface cooktops		3631-319	06/81	(³)	(³)	(³)	(³)	(³)	(³)	(³)
Nonstandard type gas ranges		3631-3B								
Slide-in or drop-in		3631-323	06/81	116.5	(³)	(³)	(³)	(³)	(³)	(³)
Outdoor cooking equipment and all other household cooking equipment except gas and electric		3631-4	06/81	108.6	108.2	108.2	0	.5	-.4	.1
Outdoor cooking equipment		3631-4A	06/81	108.5	108.1	108.1	0	.4	-.5	.1
Portable outdoor cooking units		3631-412	06/81	108.0	107.5	107.5	0	.6	-.6	.1
Solid fuel consuming		3631-41211	06/81	107.7	108.8	108.8	0	1.6	.7	.8
Other fuel consuming		3631-41213	06/81	109.3	106.0	106.0	0	(³)	-2.8	(³)
Other household cooking equipment except gas and electric		3631-421	06/81	122.4	125.1	125.1	0	2.2	2.2	2.2
Miscellaneous receipts		3631-M	06/81	108.2	111.7	111.7	0	1.7	3.2	3.2
Resales		3631-Z89	06/81	108.2	111.7	111.7	0	1.7	3.2	(³)
Secondary products		3631-S	06/81	105.6	106.6	106.6	0	.9	0	-3.2
Other secondary products		3631-SSS	06/81	101.0	102.1	102.1	0	(³)	1.0	-3.9
Household refrigerators and freezers	3632		12/81	108.1	110.0	109.9	-.1	1.7	1.5	2.2
Primary products		3632-P	12/81	108.7	110.9	110.9	0	2.1	2.0	2.4
Household refrigerators, including combination refrigerator-freezers, complete units		3632-1	12/81	109.7	112.3	112.3	0	2.4	2.3	3.5
14.4 cubic feet and under		3632-102	12/81	109.2	108.4	108.4	0	(³)	-.7	-.4
17.5 to 19.4 cubic feet		3632-143	12/81	(³)	114.5	114.7	.2	(³)	(³)	(³)
19.5 cubic feet and over		3632-148	12/81	110.2	113.2	113.2	0	2.7	2.7	5.3
Range-refrigerator and/or sink combinations		3632-161	12/81	(³)	(³)	104.6	(³)	(³)	2.2	(³)
Secondary products		3632-S	12/81	106.3	107.0	106.8	-.2	.5	-.1	1.2
Household laundry equipment	3633		12/79	126.7	128.2	128.0	-.1	.7	1.3	1.4
Primary products		3633-P	12/79	127.4	128.7	128.5	-.1	.7	1.2	1.3
Household mechanical washing machines, dryers, and washer-dryer combinations		3633-1	12/79	125.2	126.3	126.1	-.1	.5	1.0	1.0
Washing machines, mechanical, electric		3633-1A	12/79	122.3	123.2	122.9	-.2	.6	.5	.5
Full and semi-automatic		3633-131	12/79	122.1	123.0	122.7	-.2	.6	.5	.5
Dryers, mechanical		3633-15	12/79	130.5	131.9	131.9	0	.3	1.9	2.0
Electric		3633-155	12/79	132.4	134.2	134.1	0	.6	2.4	2.5
Other equipment and parts		3633-3								
Parts, attachments, & accessories for household laundry equipment		3633-396	12/79	143.2	146.3	146.3	0	(³)	2.2	2.9
Secondary products		3633-S	12/79	123.3	125.2	125.2	0	.9	2.1	2.2
Electric housewares and fans	3634		12/82	101.1	101.5	102.2	.7	1.2	1.1	1.6
Primary products		3634-P	12/82	100.8	100.8	101.7	.8	1.0	1.0	1.3
Electric fans, except industrial, excluding parts		3634-1	12/82	100.5	98.4	98.4	0	-.4	-2.0	-2.7
All other household fans, excluding roof ventilators, furnace and air conditioning fans		3634-198	12/82	100.2	98.7	99.2	.6	(³)	-.9	(³)

See footnotes at end of table.

Table 4. Producer price indexes for the net output of selected industries and their products—Continued

Industry and product ¹	Industry code	Product code	Index base	Index			Percent change to Mar. 1984 from —			
				Nov. 1983 ²	Feb. 1984 ²	Mar. 1984 ²	Feb. 1984	Dec. 1983	Sep. 1983	Mar. 1983
Electric housewares and fans—Continued										
Small household appliances, excluding parts		3634-5	12/82	100.7	101.0	102.0	1.0	1.7	1.3	1.8
Ovens and roasters (with or without broiler attachments)		3634-524	12/82	94.4	94.1	(²)	(²)	(²)	(²)	(²)
Hotplates and disc stoves (1650 watts and less) excluding built-in units		3634-529	12/82	99.2	99.2	99.2	0	0	(²)	0
Automatic coffeemakers		3634-53	12/82	102.2	102.5	112.2	9.5	9.8	9.8	11.0
Air space heaters		3634-54	12/82	107.4	108.0	108.0	0	1.3	.8	3.7
Portable room heaters		3634-541	12/82	105.1	105.5	105.5	0	.4	1.0	2.2
Fan-forced type		3634-54101	12/82	105.2	105.7	105.7	0	(²)	1.1	2.2
All other portable room heaters		3634-54102	12/82	103.0	102.9	102.9	0	(²)	.8	(²)
Space heater for fixed installation, all types		3634-545	12/82	108.8	109.5	109.5	0	1.9	.6	4.7
Baseboard, excluding glass panel type		3634-54501	12/82	(²)	(²)	(²)	(²)	(²)	(²)	(²)
All others, excluding warm air furnaces		3634-54502	12/82	103.5	(²)	105.0	(²)	1.4	1.4	1.4
All other household cooking and heating appliances		3634-549	12/82	102.0	(²)	(²)	(²)	(²)	(²)	(²)
All other household cooking and heating appliances		3634-54909	12/82	102.0	(²)	(²)	(²)	(²)	(²)	(²)
Household food preparation appliances		3634-57	12/82	101.5	100.3	100.3	0	-6	-1.2	-1.0
All other household food preparation appliances		3634-578	12/82	100.7	94.8	94.8	.0	(²)	-5.8	-5.2
Blankets and all other electric bed coverings		3634-583	12/82	101.9	99.2	99.2	0	-2.6	-1	-2.6
Heating pads, including foot warmers		3634-587	12/82	104.7	104.7	104.7	0	0	0	.3
Portable air purifiers		3634-592	12/82	100.0	100.0	100.0	0	0	(²)	(²)
Portable humidifiers		3634-596	12/82	104.0	103.0	103.0	.1	.2	1.8	1.6
All other electric appliances		3634-598	12/82	99.3	99.2	99.2	0	-1	0	4.4
All other electric appliances		3634-59805	12/82	102.3	102.1	102.0	-1	-3	-1	1.2
Parts and attachments for small electric appliances		3634-9	12/82	101.2	102.7	102.9	.2	1.9	1.9	2.9
All other parts and attachments		3634-912	12/82	101.2	102.7	102.9	.2	1.9	1.9	2.9
Electrothermal		3634-91201	12/82	101.1	101.2	101.8	.5	1.0	1.0	1.6
All other types		3634-91203	12/82	101.3	(²)	103.7	(²)	(²)	2.4	(²)
Secondary products		3634-S	12/82	102.7	106.0	105.9	-1	3.0	3.0	4.2
Other secondary products		3634-SSS	12/82	102.7	106.0	105.9	-1	3.0	3.0	4.2
Household vacuum cleaners	3635		12/82	101.9	103.9	103.3	-6	1.0	1.4	1.8
Primary products		3635-P	12/82	101.4	103.6	102.9	-7	1.1	1.6	1.7
Household vacuum cleaners, including parts and attachments		3635-1	12/82	101.4	103.6	102.9	-7	1.1	1.6	1.7
Upright vacuum cleaners		3635-133	12/82	102.5	105.3	105.3	0	2.7	2.7	2.4
Canister, tank, and all other general purpose vacuum cleaners		3635-137	12/82	101.1	105.0	103.2	-1.7	(²)	2.1	2.2
Complete power units, central system type		3635-141	12/82	101.8	101.8	101.8	0	0	.1	1.8
Secondary products		3635-S	12/82	106.8	106.8	107.0	.2	.2	.2	(²)
Other secondary products		3635-SSS	12/82	(²)	(²)	(²)	(²)	(²)	(²)	(²)
Sewing machines	3636		12/83	(²)	100.1	100.2	0	.2	(²)	(²)
Primary products		3636-P	12/83	(²)	100.1	100.2	0	.2	(²)	(²)
Industrial sewing machines, including parts and attachments		3636-2	12/83	(²)	100.2	100.2	0	.2	(²)	(²)
Industrial sewing machine heads		3636-274	12/83	(²)	100.0	100.0	0	0	(²)	(²)
Overedge stitch		3636-27403	12/83	(²)	100.0	100.0	0	0	(²)	(²)
Parts & attachments for industrial sewing machinery		3636-285	12/83	(²)	100.3	100.3	0	.3	(²)	(²)
All other parts and attachments		3636-28503	12/83	(²)	100.6	100.7	.1	.7	(²)	(²)
Household appliances, not elsewhere classified	3639		12/82	105.3	106.1	106.0	0	1.2	-2	3.0
Primary products		3639-P	12/82	105.3	106.2	106.2	0	1.4	-3	2.9
Electric water heaters		3639-1	12/82	104.7	104.2	104.2	-1	-1	-1.2	2.2
Electric water heaters, storage type		3639-101	12/82	104.6	104.2	104.1	-1	-1	-1.2	2.1
Electric water heaters, storage type, 34 gallons and under		3639-10111	12/82	107.9	107.9	107.9	0	0	-4.9	4.1
Electric water heaters, storage type, 35 to 44 gallons		3639-10112	12/82	103.9	102.2	102.6	.4	.2	-3.1	-1
Electric water heaters, storage type, 45 to 54 gallons		3639-10114	12/82	103.5	103.5	102.9	-6	-5	2.6	2.0
Electric water heaters, storage type, 55 gallons and over		3639-10115	12/82	102.4	102.0	102.3	.3	-1	.9	1.9
Non-electric water heaters		3639-2	12/82	103.2	103.5	103.5	.1	.5	-3.4	3.2
Gas water heaters, direct fired storage type		3639-212	12/82	102.9	103.2	103.3	.1	.4	-3.7	3.3
Gas water heaters, direct fired storage type, 34 gallons and under		3639-21202	12/82	102.2	(²)	(²)	(²)	(²)	(²)	(²)
Gas water heaters, direct fired storage type, 35 to 44 gallons		3639-21204	12/82	103.7	103.8	104.2	.4	.3	2.9	3.6
Gas water heaters, direct fired storage type, 45 to 54 gallons		3639-21206	12/82	104.2	(²)	(²)	(²)	(²)	(²)	(²)
Oil water heaters, direct fired		3639-224	12/82	107.0	(²)	109.2	(²)	(²)	2.0	2.5
Solar water heater systems		3639-258	12/82	105.2	103.6	102.5	-1.1	-4	-2.1	-4
Secondary products		3639-S	12/82	104.2	103.9	103.7	-3	-4	1.7	3.8
Service industry machinery, n.e.c.		3589-S	12/82	111.1	110.0	107.4	-2.4	-3.0	-6	8.1
Electric lamps	3641		12/83	(²)	100.0	102.0	2.0	2.0	(²)	(²)
Primary products		3641-P	12/83	(²)	100.0	102.0	2.1	2.0	(²)	(²)
Large incandescent lamps, except photographic and Christmas tree		3641-2	12/83	(²)	97.7	97.6	-1	-2.4	(²)	(²)
Reflector, 100-130 volts		3641-23	12/83	(²)	100.0	100.0	0	0	(²)	(²)
R-type (blown glass)		3641-232	12/83	(²)	100.0	100.0	0	0	(²)	(²)
Miniature incandescent lamps, except Christmas tree		3641-3	12/83	(²)	100.5	103.8	3.3	3.8	(²)	(²)
All other miniature including flashlight and radio panel		3641-331	12/83	(²)	101.7	112.1	10.2	12.1	(²)	(²)
Electric discharge lamps, except Christmas tree		3641-4	12/83	(²)	99.8	99.8	0	-2	(²)	(²)
Miscellaneous electrical discharge		3641-43	12/83	(²)	99.4	99.4	0	-6	(²)	(²)
Glow		3641-431	12/83	(²)	100.0	100.0	0	0	(²)	(²)
Sodium, photo-chemical and other miscellaneous electrical discharge		3641-433	12/83	(²)	97.4	97.4	0	-2.6	(²)	(²)
Secondary products		3641-S	12/83	(²)	99.8	99.8	0	-2	(²)	(²)
Other secondary products		3641-SSS	12/83	(²)	99.8	99.8	0	-2	(²)	(²)

See footnotes at end of table.

Table 4. Producer price indexes for the net output of selected industries and their products—Continued

Industry and product ¹	Industry code	Product code	Index base	Index			Percent change to Mar. 1984 from —			
				Nov. 1983 ²	Feb. 1984 ²	Mar. 1984 ²	Feb. 1984	Dec. 1983	Sep. 1983	Mar. 1983
Current-carrying wiring devices	3643		12/81	111.1	112.4	113.8	1.2	2.0	2.2	3.3
Primary products		3643-P	12/81	110.3	111.6	112.9	1.1	2.0	2.1	3.2
Current-carrying wiring devices		3643-1	12/81	110.3	111.6	112.9	1.1	2.0	2.1	3.2
Lampholders		3643-1A	12/81	116.9	124.6	121.9	-2.2	1.8	4.3	7.5
Incandescent lampholders		3643-103	12/81	118.2	126.1	123.6	-1.9	1.6	4.7	8.9
All other lampholders, including fluorescent		3643-117	12/81	112.6	(³)	115.7	(³)	2.7	2.7	2.7
General use flush mounted switches for switch or outlet boxes, except dimmers		3643-1C	12/81	108.5	110.6	110.8	.1	1.4	2.1	6.0
AC single pole, excluding mercury switches		3643-168	12/81	120.9	126.0	125.5	-4	2.4	3.8	13.0
Special purpose switches		3643-1D	12/81	106.6	107.1	104.3	-2.5	-2.1	-1.5	-4
Precision snap-acting switches (1/8" gap or less), excluding limit switches and dimmers		3643-136	12/81	104.4	104.4	104.4	0	0	1.2	3.3
Automotive and aircraft type switches		3643-174	12/81	117.1	117.1	117.1	0	0	(³)	(³)
Dimmers and all other special purpose switches		3643-177	12/81	113.5	117.2	117.2	0	3.3	4.2	5.2
Wire connectors		3643-1E	12/81	110.9	110.7	114.4	3.4	3.5	3.6	7.7
Banded or strip terminals and splicers, machine installed		3643-186	12/81	(³)	110.3	110.3	0	(³)	(³)	(³)
Convenience and power outlets, excluding pin and sleeve		3643-1G	12/81	104.0	109.6	109.4	-2	2.3	5.4	7.0
Convenience and power outlets: 2-pole, 3-wire and up (flush), nonlocking, 15 amps and under		3643-131	12/81	104.0	109.6	109.4	-2	2.3	5.4	7.0
Convenience and power outlets, attachment plug caps, and connector bodies: pin and sleeve		3643-127	12/81	119.5	127.6	123.9	-3.0	2.3	3.6	6.6
Terminal blocks		3643-197	12/81	116.4	(³)	125.0	(³)	7.4	7.4	10.0
All other current-carrying wiring devices		3643-198	12/81	111.3	113.1	114.5	1.3	2.5	3.1	6.3
Secondary products		3643-S	12/81	114.6	115.8	117.8	1.7	2.0	2.7	3.5
All other secondary products		3643-SSS	12/81	115.9	116.4	118.6	1.9	2.3	2.4	3.2
Noncurrent-carrying wiring devices	3644		12/81	103.8	108.1	108.3	.2	3.1	5.7	7.2
Primary products		3644-P	12/81	102.8	106.9	107.0	0	2.3	5.3	6.5
Electrical transmission line and utility pole hardware		3644-1	12/81	99.0	99.0	99.0	0	0	3.7	3.7
Electrical conduit and conduit fittings		3644-2	12/81	100.5	107.8	108.2	.3	4.1	7.8	8.5
Electrical metal tubing		3644-227	12/81	99.1	103.0	103.6	.6	2.8	8.5	10.0
EMT fittings (couplings and connectors), all types		3644-261	12/81	105.3	108.1	108.9	.7	-1.3	2.6	4.1
Other noncurrent-carrying wiring devices		3644-3	12/81	109.3	111.2	110.7	-5	1.0	3.0	5.1
Stamped metal boxes, covers, and accessories, including stamped conduit boxes		3644-3A	12/81	108.1	110.2	109.4	-7	.5	2.6	5.3
Stamped metal switch and receptacle boxes		3644-331	12/81	106.3	108.2	106.5	-1.6	-7	1.4	4.5
Stamped metal outlet boxes		3644-332	12/81	113.3	114.7	115.0	.3	.7	3.7	8.1
Cast metal boxes, covers, gaskets, and accessories		3644-3B	12/81	118.9	118.9	116.8	-1.7	-1.7	3.0	5.4
All other types including outlets, FS and FD switches, and receptacle boxes		3644-344	12/81	129.5	129.5	125.7	-2.9	-2.9	5.3	9.7
All other noncurrent-carrying wiring devices, including floor boxes and covers		3644-375	12/81	112.0	110.3	112.7	2.1	2.1	1.2	1.4
Secondary products		3644-S	12/81	106.9	111.8	112.4	.6	5.6	6.7	9.6
Current-carrying wiring devices		3643-S	12/81	111.8	(³)	120.2	(³)	9.4	7.4	7.4
All other secondary products		3644-SSS	12/81	105.6	111.8	110.3	-1.3	4.4	6.4	10.2
Residential lighting fixtures	3645		12/83	(³)	102.5	101.8	-7	1.8	(³)	(³)
Primary products		3645-P	12/83	(³)	102.0	101.4	-6	1.4	(³)	(³)
Electric residential fixtures, except portable including parts		3645-1	12/83	(³)	101.7	100.8	-9	.8	(³)	(³)
Incandescent interior including bath or kitchen		3645-11	12/83	(³)	100.9	99.6	-1.3	-4	(³)	(³)
Ceiling or pendant		3645-111	12/83	(³)	100.4	99.3	-1.1	-7	(³)	(³)
Wall or bracket		3645-113	12/83	(³)	103.7	101.5	-2.2	1.5	(³)	(³)
Incandescent outdoor		3645-12	12/83	(³)	101.8	101.8	0	1.8	(³)	(³)
Fixture attached to house		3645-115	12/83	(³)	101.9	101.9	0	1.9	(³)	(³)
Fixture not attached to house		3645-117	12/83	(³)	(³)	101.2	(³)	1.2	(³)	(³)
Portable electric residential fixtures		3645-7	12/83	(³)	102.2	102.0	-2	2.0	(³)	(³)
Incandescent portable lamps complete with shade		3645-71	12/83	(³)	102.5	102.2	-2	2.2	(³)	(³)
Floor, bridge, and torch lamps		3645-7121	12/83	(³)	102.7	102.1	-6	2.1	(³)	(³)
Table lamps		3645-7123	12/83	(³)	103.6	103.3	-2	3.3	(³)	(³)
Other portable lamps		3645-7129	12/83	(³)	100.0	100.0	0	0	(³)	(³)
Lamps sold without shades including floor, bridge, and table lamps		3645-732	12/83	(³)	102.4	(³)	(³)	(³)	(³)	(³)
Secondary products		3645-S	12/83	(³)	107.2	105.6	-1.6	5.6	(³)	(³)
Other secondary products		3645-SSS	12/83	(³)	110.5	108.1	-2.2	8.1	(³)	(³)
Commercial lighting fixtures	3646		06/81	109.6	111.1	111.4	.3	1.5	3.3	4.5
Primary products		3646-P	06/81	109.5	111.2	111.6	.3	1.7	3.6	4.9
Electric lighting fixtures, commercial and institutional types		3646-2	06/81	108.9	111.1	111.2	.1	1.9	4.2	5.3
Incandescent fixtures, except portable		3646-201	06/81	113.3	117.9	116.9	-9	3.2	3.5	6.5
Utilitarian and ornamental types, surface or pendant		3646-20111	06/81	119.9	121.7	121.7	0	(³)	2.9	5.6
Utilitarian and ornamental types, recessed		3646-20115	06/81	111.9	120.1	118.1	-1.7	(³)	5.6	10.3
Other incandescent fixtures, including portable		3646-20119	06/81	110.3	110.3	110.3	0	(³)	0	0
Mercury and other high-intensity discharge fixtures		3646-202	06/81	120.2	120.6	121.0	.3	(³)	2.5	4.0
Fluorescent fixtures, except portable		3646-203	06/81	106.6	108.1	108.6	.4	1.5	4.6	5.0
Recessed air handling		3646-20351	06/81	108.7	108.8	108.8	0	.2	.2	.9
Recessed non-air handling		3646-20353	06/81	105.1	108.0	108.2	.2	(³)	5.6	(³)
Striplights		3646-20354	06/81	107.0	106.2	111.6	5.0	2.2	7.6	10.3
Ceiling systems		3646-20355	06/81	(³)	110.3	109.3	-9	(³)	(³)	(³)
Plastic wraparound		3646-20356	06/81	105.4	106.6	104.0	-2.5	4.9	5.4	4.0
Wall mounted		3646-20357	06/81	113.1	113.1	113.1	0	0	.2	3.2
Surface or pendant		3646-20358	06/81	111.3	111.6	111.6	0	.3	.2	1.2
All other fluorescent fixtures		3646-20363	06/81	108.1	109.8	109.4	-4	1.2	1.2	2.0

See footnotes at end of table.

Table 4. Producer price indexes for the net output of selected industries and their products—Continued

Industry and product ¹	Industry code	Product code	Index base	Index			Percent change to Mar. 1984 from —			
				Nov. 1983 ²	Feb. 1984 ²	Mar. 1984 ²	Feb. 1984	Dec. 1983	Sep. 1983	Mar. 1983
Commercial lighting fixtures—Continued										
Component or renewal parts for commercial or institutional fixtures, sold separately		3646-204	06/81	107.6	107.6	107.6	0.0	0	0.9	2.2
Electric lighting fixtures, industrial types		3646-3								
General fixtures, except portable		3646-305	06/81	112.5	112.5	114.3	1.6	1.6	1.7	4.3
Incandescent fixtures		3646-30511	06/81	118.3	118.3	126.7	7.0	(⁹)	7.0	(⁹)
Fluorescent fixtures		3646-30513	06/81	117.0	117.0	117.0	0	0	0	3.8
Mercury and other high-intensity discharge fixtures		3646-30521	06/81	104.0	104.0	107.3	3.1	(⁹)	3.5	(⁹)
Secondary products		3646-S	06/81	113.5	113.8	113.8	0	.2	1.6	2.3
Lighting equipment, n.e.c.		3648-S	06/81	113.5	113.9	113.9	0	.4	1.8	2.5
Vehicular lighting equipment	3647									
Primary products		3647-P	12/83	(⁹)	102.2	102.5	.3	2.5	(⁹)	(⁹)
Vehicular lighting equip., motor vehicle & other than motor vehicle use, excl. bulbs		3647-1	12/83	(⁹)	102.6	102.6	0	2.6	(⁹)	(⁹)
Motor vehicle incandescent lighting equipment		3647-11	12/83	(⁹)	102.6	102.7	.1	2.7	(⁹)	(⁹)
Spot, fog, and auxiliary motor vehicle lighting equipment		3647-111	12/83	(⁹)	100.0	100.0	0	0	(⁹)	(⁹)
Spot, fog, and auxiliary lighting equipment: domestic replacement		3647-1111	12/83	(⁹)	100.0	100.0	0	0	(⁹)	(⁹)
Spot, fog, & auxiliary lighting equip. shipped to U.S. motor vehicle mfg. as original equipment		3647-1112	12/83	(⁹)	(⁹)	100.0	(⁹)	0	(⁹)	(⁹)
Auxiliary light equipment		3647-11123	12/83	(⁹)	(⁹)	100.0	(⁹)	0	(⁹)	(⁹)
All other motor vehicle lighting equipment		3647-112	12/83	(⁹)	102.8	102.9	.1	2.9	(⁹)	(⁹)
All other motor vehicle lighting equipment: domestic replacement		3647-1121	12/83	(⁹)	100.0	100.6	.6	.6	(⁹)	(⁹)
Tail light fixture		3647-11213	12/83	(⁹)	(⁹)	100.5	(⁹)	.5	(⁹)	(⁹)
All other lighting equipment		3647-11214	12/83	(⁹)	100.0	101.2	1.2	1.2	(⁹)	(⁹)
All other motor vehicle lighting equip. shipped to U.S. motor vehicle mfg. as original equip.		3647-1122	12/83	(⁹)	103.5	103.5	0	3.5	(⁹)	(⁹)
Tail light fixture		3647-11223	12/83	(⁹)	102.1	102.1	0	2.1	(⁹)	(⁹)
All other lighting equipment		3647-11224	12/83	(⁹)	101.2	101.2	0	1.2	(⁹)	(⁹)
Other than motor vehicle lighting equipment including fluorescent fixtures		3647-12	12/83	(⁹)	103.0	102.0	-1.0	2.0	(⁹)	(⁹)
All other lighting equipment		3647-124	12/83	(⁹)	100.2	100.2	0	.2	(⁹)	(⁹)
Secondary products		3647-S								
Other secondary products		3647-SSS	12/83	(⁹)	101.3	102.3	.9	2.3	(⁹)	(⁹)
Radio and t.v.'s, phonographs, and related equipment	3651									
Primary products		3651-P	03/80	95.6	94.8	95.0	.1	-1	-1.2	-2.5
Radios: home, car, and combination models		3651-1	03/80	95.3	94.4	94.6	.2	-2	-1.4	-3.0
Combination models		3651-1B	03/80	88.1	88.1	87.5	-7	-7	-8	-2.4
Table and portable radio combinations, stereo and quadraphonic		3651-1B	03/80	87.2	87.1	85.7	-1.6	-1.6	-1.8	-3.8
Automobile radios and tape players		3651-112	03/80	70.9	70.9	69.7	-1.6	-1.6	-1.6	-6.5
Television receivers, including combination models		3651-1C	03/80	88.8	88.8	88.8	0	0	0	.3
Console and console tv receivers		3651-2	03/80	93.0	91.3	91.3	0	-1.5	-3.3	-5.3
Console and console tv receivers, color		3651-2A								
Table and portable		3651-204	03/80	95.5	94.7	94.7	0	(⁹)	-2.6	-4.4
Color, over 10 inches through 17 inches		3651-21	03/80	90.7	88.2	88.1	-1	-1.7	-3.9	-5.9
Color, over 17 inches		3651-215	03/80	87.8	(⁹)	83.2	(⁹)	-1.1	-5.3	-3.8
High fidelity components		3651-216	03/80	91.3	88.9	88.8	-2	(⁹)	-4.2	-7.0
Phonographs, except mechanical		3651-4	03/80	97.1	96.8	99.0	2.2	9.0	1.9	-6
Electric phonograph, not coin operated, monophonic		3651-4A	03/80	111.9	112.1	112.1	0	27.8	.2	.2
Consumer high fidelity components		3651-411	03/80	119.2	121.1	121.1	0	1.6	1.6	1.6
Phonograph cartridges and pickups		3651-4B	03/80	90.2	89.7	93.1	3.8	3.2	3.2	-1.0
Consumer audio and video recorders		3651-414	03/80	70.3	68.7	78.9	14.9	(⁹)	12.2	-3.6
Speakers, including public address systems		3651-4C								
Loudspeaker systems		3651-5	03/80	109.7	110.1	110.5	.4	.2	1.0	1.3
Bookshelf type		3651-5A	03/80	104.8	104.1	104.2	.1	-6	-6	-1
Floor standing		3651-556	03/80	91.6	89.9	90.2	.3	-1.5	-1.5	-6
Loudspeakers sold separately		3651-557	03/80	118.2	118.2	(⁹)	(⁹)	(⁹)	(⁹)	(⁹)
Public address systems		3651-554	03/80	111.8	112.1	111.5	-5	-3	-3	-2
Secondary products		3651-594	03/80	108.8	114.7	114.7	0	0	5.4	6.1
Semiconductors and related devices	3674									
Primary products		3674-P	06/81	103.3	103.6	106.5	2.9	2.6	3.9	9.2
Integrated circuits		3674-1	06/81	98.6	98.4	99.9	1.6	1.2	2.3	8.2
Digital monolithic integrated circuits		3674-1A	06/81	99.5	98.8	101.6	2.9	.9	1.6	13.0
Bipolar		3674-12	06/81	97.3	95.7	100.0	4.5	1.4	2.2	17.2
Memory		3674-12	06/81	117.7	117.0	115.4	-1.3	-2.0	-3.9	26.4
Other		3674-121	06/81	64.2	63.6	63.7	0	-9	-9	-1.3
Logic		3674-12105	06/81	(⁹)	(⁹)	58.8	(⁹)	-1.4	-1.5	-2.1
TTL (transistor transistor logic)		3674-122	06/81	143.6	142.8	140.5	-1.6	-2.3	-4.6	34.7
Other logic types		3674-12216	06/81	123.1	121.8	118.2	-2.9	-4.2	-8.2	17.0
MOS (metal oxide on silicon)		3674-12226	06/81	180.1	180.3	180.2	0	(⁹)	.1	63.7
Microprocessor		3674-13	06/81	83.2	81.0	89.3	10.3	4.6	8.4	10.0
MOS, except microprocessors		3674-13128	06/81	94.0	93.6	99.4	6.1	11.6	10.6	4.3
MOS memory		3674-132	06/81	81.1	78.5	87.3	11.2	3.1	7.9	11.4
Other MOS digital devices		3674-13231	06/81	74.1	69.9	83.8	20.0	12.3	18.1	(⁹)
Analog monolithic integrated circuit devices		3674-13232	06/81	91.4	91.2	92.4	1.3	-7.0	-3.3	-7
Amplifier		3674-14	06/81	(⁹)	109.2	107.1	-1.9	(⁹)	(⁹)	(⁹)
Interface		3674-14116	06/81	104.0	112.1	111.4	-6	1.7	2.8	8.1
		3674-14219	06/81	108.3	111.6	108.7	-2.6	-3.5	-4.3	-3.1

See footnotes at end of table.

Table 4. Producer price indexes for the net output of selected industries and their products—Continued

Industry and product ¹	Industry code	Product code	Index base	Index			Percent change to Mar. 1984 from —			
				Nov. 1983 ²	Feb. 1984 ²	Mar. 1984 ²	Feb. 1984	Dec. 1983	Sep. 1983	Mar. 1983
Semiconductors and related devices—Continued										
Voltage regulator or reference		3674-14117	06/81	112.9	114.3	113.7	-0.5	0.8	1.2	4.6
Data conversion		3674-14218	06/81	88.6	(³)	88.7	(³)	-1	-8	-1.1
Special consumer and other analog integrated circuits		3674-14321	06/81	111.1	113.2	109.4	-3.4	-1.5	0	7.2
Hybrid integrated circuits		3674-11	06/81	105.1	105.1	105.1	0	0	0	2.0
Film interconnected devices		3674-111	06/81	106.6	106.6	106.6	0	0	0	2.4
Thin film		3674-11111	06/81	111.7	(³)	111.7	(³)	(³)	0	5.4
Multi-chip type		3674-11216	06/81	90.6	(³)	(³)	(³)	(³)	(³)	(³)
Transistors		3674-2	06/81	100.4	104.0	105.1	1.1	5.1	5.9	6.6
Signal		3674-21	06/81	97.9	104.4	107.1	2.6	10.3	12.1	13.6
Signal		3674-21163	06/81	97.9	(³)	107.1	(³)	10.3	12.1	13.6
Power		3674-22	06/81	102.8	103.6	103.2	-4	.4	.4	.4
Regular		3674-222A	06/81	104.1	105.2	104.6	-5	.5	.5	.5
10 watts and over		3674-22267	06/81	100.4	102.7	101.6	-1.1	1.2	1.2	1.2
Diodes and rectifiers		3674-3	06/81	100.5	101.0	99.6	-1.4	-9	-9	-3
Signal diodes and assemblies		3674-31122	06/81	73.7	73.7	72.5	-1.7	-1.7	-1.7	-1.7
Zener diodes		3674-31194	06/81	112.3	112.8	112.4	-3	(³)	.1	3.2
Semiconductor rectifier/power diodes and assemblies		3674-32242	06/81	104.5	104.4	102.1	-2.2	(³)	-2.1	-2.5
Other semiconductor devices and parts		3674-9	06/81	95.1	94.0	94.1	.2	.8	3.3	2.5
Optoelectronic devices		3674-91	06/81	107.4	105.3	106.7	1.3	.6	0	1.4
Other optoelectronic devices		3674-91193	06/81	95.6	94.1	95.6	1.6	1.8	0	2.2
Thyristors		3674-921	06/81	101.7	101.7	101.7	0	0	0	0
Semiconductor parts and semi-finished devices		3674-925	06/81	91.9	90.8	90.8	0	1.0	4.8	3.3
Semi-finished dice and wafers		3674-92595	06/81	88.1	(³)	(³)	(³)	(³)	(³)	(³)
Semiconductor parts		3674-92597	06/81	(³)	(³)	97.8	(³)	0	2.2	2.4
Secondary products		3674-S	06/81	107.5	107.2	122.8	14.5	14.6	16.2	18.8
Other secondary products		3674-SSS	06/81	103.2	102.9	102.9	0	(³)	1.7	2.7
Electronic components, n.e.c.		3679-S	06/81	124.3	124.2	200.6	61.5	(³)	62.7	73.3
Electronic capacitors										
Primary products	3675	3675-P	06/81	95.7	94.8	95.2	.4	-9	-6	.3
Film dielectric capacitors		3675-123	06/81	96.2	95.2	95.6	.4	-1.0	-7	.4
Variable dielectric capacitors		3675-189	06/81	88.1	92.0	91.7	-3	(³)	3.4	4.0
Tantalum slug and wire solid dry electrolytic-capacitors with metal case		3675-3	06/81	136.0	136.3	137.9	1.2	1.4	1.4	24.2
Tantalum slug and wire metal case hermetic		3675-162	06/81	69.7	68.2	70.2	2.9	-3.0	-8	-4.2
Aluminum electrolytic capacitors		3675-4	06/81	69.7	68.2	70.2	2.9	-3.0	-8	-4.2
Standard (5/8 inch diameter)		3675-173	06/81	98.4	98.4	98.4	0	0	0	.7
All other aluminum electrolytic		3675-177	06/81	99.4	99.4	99.4	0	(³)	0	1.9
Ceramic dielectric capacitors		3675-5	06/81	96.7	96.7	(³)	(³)	(³)	(³)	(³)
Ceramic tubular, disc, plate, and all two terminal ceramic devices		3675-181	06/81	92.4	88.5	89.0	.6	-3.7	-3.7	-3.7
Ceramic monolithic chips		3675-182	06/81	107.2	107.2	106.7	-5	-5	-5	.6
Ceramic monolithic leaded radial		3675-183	06/81	101.9	101.9	106.7	4.8	4.8	4.8	5.0
Ceramic monolithic leaded axial		3675-184	06/81	95.7	88.0	88.0	0	-8.0	-8.0	-7.5
Secondary products		3675-S	06/81	69.5	69.5	69.5	0	0	0	-3.2
Electrical industrial apparatus, n.e.c.		3629-S	06/81	91.9	91.9	91.9	0	0	0	0
Resistors for electronic applications										
Primary products	3676	3676-P	12/80	108.6	108.9	109.0	.1	.4	1.3	1.7
Fixed, nonwirewound, discrete resistors		3676-1	12/80	110.3	110.7	110.9	.2	.5	1.6	1.9
Metal film		3676-1A	12/80	105.6	104.8	104.6	-3	-8	2.1	1.1
Metal film, standard		3676-115	12/80	100.3	99.4	(³)	(³)	(³)	(³)	(³)
Other nonwirewound resistors (except carbon film and carbon composition)		3676-1B	12/80	102.1	100.6	(³)	(³)	(³)	(³)	(³)
Other, standard		3676-121	12/80	98.3	96.5	96.5	0	0	.4	-3.7
Fixed, wirewound, discrete resistors		3676-2	12/80	98.3	96.5	96.5	0	0	.4	-3.7
Precision, high temperature		3676-2B	12/80	107.7	107.3	108.1	.7	.5	-1	-2
Standard type		3676-245	12/80	105.2	104.8	(³)	(³)	(³)	(³)	(³)
Ultraprecision		3676-2C	12/80	105.2	104.8	(³)	(³)	(³)	(³)	(³)
Standard type		3676-251	12/80	105.8	107.4	108.0	.6	2.3	3.5	2.9
Nonprecision, without taps		3676-231	12/80	113.3	113.3	113.3	0	0	0	0
Variable, nonwirewound resistors		3676-3	12/80	116.0	118.2	119.1	.8	2.8	2.8	3.8
Nonwirewound trimmers		3676-3A	12/80	107.5	107.9	107.9	0	1.1	1.0	1.9
Trimmer, single turn		3676-311	12/80	106.0	(³)	(³)	(³)	(³)	(³)	(³)
Precision potentiometer, single turn		3676-302	11/81	(³)	(³)	119.4	(³)	(³)	(³)	(³)
Nonprecision potentiometer, carbon or other noncermet, single turn		3676-305	12/80	(³)	122.2	(³)	(³)	(³)	(³)	(³)
Variable wirewound resistors		3676-4	12/80	116.6	118.4	117.7	-6	-3	1.0	7.2
Potentiometers and other variable resistors, except trimmers, single turn		3676-4A	12/80	116.8	119.4	118.2	-1.0	-1.0	1.2	6.6
Precision potentiometer		3676-422	12/80	(³)	(³)	103.3	(³)	(³)	(³)	(³)
Wirewound trimmers		3676-4B	12/80	116.3	117.2	117.2	0	.7	.7	8.2
Trimmer, multiturn		3676-433	12/80	116.3	(³)	(³)	(³)	(³)	(³)	(³)
Miscellaneous special type discrete resistors		3676-5	12/80	116.3	116.3	116.3	0	0	0	0
Multiturn potentiometers		3676-5A	12/80	137.0	137.0	137.0	0	0	0	.1
Multiturn potentiometers, wirewound		3676-512	12/80	104.3	104.3	104.3	0	0	0	.1
Fixed resistor networks		3676-6	12/80	92.8	92.8	93.0	.2	.4	.5	-4.0
Thick film		3676-602	12/80	104.3	104.3	104.6	.3	.3	.3	-5
Secondary products		3676-S	12/80	101.9	101.9	(³)	(³)	(³)	(³)	(³)
Electronic coils, transformers, and other inductors	3677		06/82	105.8	106.7	107.1	.4	1.0	1.4	4.2

See footnotes at end of table.

Table 4. Producer price indexes for the net output of selected industries and their products—Continued

Industry and product ¹	Industry code	Product code	Index base	Index			Percent change to Mar. 1984 from —			
				Nov. 1983 ²	Feb. 1984 ²	Mar. 1984 ²	Feb. 1984	Dec. 1983	Sep. 1983	Mar. 1983
Electronic coils, transformers, and other inductors—Continued										
Primary products		3677-P	06/82	106.0	107.0	107.4	0.4	1.1	1.6	4.3
Audio transformers		3677-132	06/82	110.2	111.4	111.4	0	(²)	1.1	5.0
Plate and filament (power) transformers		3677-141	06/82	102.6	102.8	103.7	.9	.9	1.0	2.3
Pulse transformers		3677-161	06/82	102.4	102.4	102.4	0	0	2.4	(²)
Television transformers and reactors		3677-171	06/82	104.4	106.5	106.5	0	2.1	2.1	3.9
Toroidal windings, except complete magnetic amplifiers		3677-191	06/82	111.1	112.4	112.6	.2	(²)	2.0	5.9
Other inductors for electronic applications		3677-192	06/82	107.4	109.2	110.2	.9	2.6	3.0	4.9
Secondary products		3677-S	06/82	105.3	105.3	105.5	.2	.2	.2	3.5
Other secondary products		3677-SSS	06/82	108.1	108.1	108.3	.2	.2	.2	3.5
Connectors for electronic applications	3678		12/80	110.6	112.8	112.8	-.1	.8	3.1	4.1
Primary products		3678-P	12/80	105.4	106.6	106.5	-.1	-.5	.4	1.2
Coaxial connector (radio frequency)		3678-1								
Coaxial connector (complete, assembled)		3678-12101	12/80	113.6	114.0	114.1	0	-.2	1.7	4.1
Cylindrical connectors		3678-2	12/80	100.4	101.9	101.9	0	-3.7	-2.3	-6.5
Heavy duty and standard		3678-225	12/80	111.2	110.5	111.1	.5	1.6	5.1	-3.7
Heavy duty and standard (complete, assembled)		3678-22501	12/80	107.7	107.7	107.7	0	(²)	4.6	-7.0
Miniature		3678-229	12/80	92.4	95.5	95.2	-.4	-6.3	-5.3	-9.8
Miniature (complete, assembled)		3678-22901	12/80	120.0	128.7	126.8	-1.5	2.7	5.7	6.3
Miniature (partially assembled or unassembled)		3678-22902	12/80	80.6	81.3	81.6	.4	(²)	-11.4	-18.1
Subminiature		3678-231	12/80	103.8	104.7	104.7	0	-5.4	-5.4	-3.4
Subminiature (partially assembled or unassembled)		3678-23102	12/80	99.2	(²)	99.2	(²)	(²)	-8.0	-6.2
Rack and panel connector (rectangular)		3678-3	12/80	110.7	111.8	111.7	-.1	.4	-.4	2.2
Integral shell and similar types		3678-335	12/80	113.9	113.9	114.0	.1	0	-.1	2.8
Integral shell and similar types (partially assembled or unassembled)		3678-33502	12/80	(²)	(²)	124.8	(²)	0	0	1.7
Subminiature and other		3678-338	12/80	108.8	110.6	110.4	-.2	.6	-.6	1.8
Subminiature and other (complete, assembled)		3678-33801	12/80	104.5	(²)	106.2	(²)	-.5	-3.6	-2.8
Subminiature and other (partially assembled or unassembled)		3678-33802	12/80	111.7	113.7	113.2	-.4	(²)	1.3	4.9
Printed circuit connector		3678-4	12/80	101.0	101.4	101.2	-.2	.1	1.9	3.6
Card insertion type		3678-444								
Card insertion type (complete, assembled)		3678-44401	12/80	101.4	(²)	101.6	(²)	(²)	.2	2.9
Two-piece type		3678-447	12/80	95.7	(²)	(²)	(²)	(²)	(²)	(²)
Two-piece type (complete, assembled)		3678-44701	12/80	97.2	(²)	(²)	(²)	(²)	(²)	(²)
Other special types		3678-5	12/80	105.5	107.4	107.2	-.2	1.1	1.4	4.1
Miscellaneous special purpose types		3678-554	12/80	104.1	105.1	105.1	0	.5	.9	3.8
Other special purpose types		3678-556								
Other special types (complete, assembled)		3678-55601	12/80	103.1	103.5	103.5	0	(²)	.3	3.5
Secondary products		3678-S	12/80	127.7	133.1	133.1	0	4.2	11.0	12.7
Other secondary products		3678-SSS	12/80	119.1	119.2	119.2	0	0	-.3	2.7
Electronic components, n.e.c.		3679-S	12/80	125.4	127.4	(²)	(²)	(²)	(²)	(²)
Electronic components, n.e.c.	3679		06/82	103.1	104.0	104.1	.1	1.1	1.3	2.8
Primary products		3679-P	06/82	104.5	105.9	105.9	0	1.5	1.5	3.3
Switches, mechanical (for electronic applications)		3679-B	06/82	104.9	108.9	108.9	0	3.9	4.3	8.4
Rotary switches (excluding thumbwheel type)		3679-B07	06/82	92.1	91.7	91.7	0	0	.4	-3.6
Pushbutton switches		3679-B09	06/82	108.9	108.9	108.9	0	0	1.1	4.5
Filters, crystals, power converters and related components		3679-C	06/82	102.3	104.3	104.2	-.1	1.8	1.8	1.7
Filters and crystals		3679-C01	06/82	100.3	103.1	103.1	0	2.8	2.8	2.7
Quartz and other crystals for frequency control		3679-C0199	06/82	102.3	106.0	106.0	0	5.5	5.5	5.5
Static power converters and other pulse and frequency regulators or generators		3679-C02	06/82	103.9	105.2	105.0	-.1	1.1	1.0	1.0
Static power supply converters, regulated		3679-C0243	06/82	106.1	107.1	106.9	-.2	.7	.6	.6
Printed circuits and cable assemblies		3679-H	06/82	101.0	101.8	101.9	.1	.7	1.3	2.0
Cable harness assemblies for electronic applications		3679-H01	06/82	104.3	(²)	104.5	(²)	0	.2	1.2
Printed circuit boards and related circuitry on passive substrates		3679-H02	06/82	100.6	101.5	101.6	.1	.8	1.5	2.1
Single sided PC board		3679-H0201	06/82	99.5	(²)	99.8	(²)	(²)	.5	.5
Double sided PC board		3679-H0202	06/82	100.0	102.0	101.3	-.6	.9	1.5	2.3
Multilayer PC board		3679-H0203	06/82	102.5	102.4	104.0	1.5	2.3	2.7	3.8
Parts and hardware for electronic components		3679-Q	06/82	111.9	111.9	111.9	0	0	.2	(²)
Other n.e.c.		3679-Q04	06/82	112.8	112.8	112.8	0	0	.2	(²)
Contract work and other miscellaneous receipts		3679-XY9	06/82	(²)	(²)	101.3	(²)	0	0	0
Secondary products		3679-S	06/82	99.2	98.6	98.9	.3	-.2	1.2	1.8
Other secondary products		3679-SSS	06/82	99.5	98.6	99.0	.4	-.3	1.3	2.2
Primary batteries, dry and wet	3692		12/80	114.7	115.9	115.9	0	1.0	1.0	1.9
Primary products		3692-P	12/80	116.5	117.9	117.9	0	1.2	1.2	2.1
Le Clanche type civilian batteries		3692-1	12/80	121.2	121.2	121.2	0	0	0	1.5
General purpose (flashlight) cell		3692-121								
General purpose D size		3692-12112	12/80	116.0	116.0	116.0	0	0	0	2.8
Multiple cell batteries		3692-131	12/80	122.8	122.8	122.8	0	0	0	.9
Lantern battery		3692-13111	12/80	122.9	122.9	122.9	0	0	0	0
Dry cells, except Le Clanche and military		3692-2	12/80	109.8	112.3	111.9	-.4	1.9	1.9	2.3
Alkaline cells		3692-212	12/80	116.1	119.1	119.1	0	.8	.8	1.2
AA size		3692-21213	12/80	117.5	120.0	120.0	0	2.1	2.1	3.3
Other dry cell batteries, except Le Clanche and military		3692-213	12/80	73.4	82.7	80.5	-2.7	9.7	9.7	9.7
Secondary products		3692-S	12/80	125.4	125.4	125.4	0	0	0	.3
Electrical equipment for internal combustion engines	3694		12/82	103.4	104.0	103.7	-.3	.3	.4	2.8

See footnotes at end of table.

Table 4. Producer price indexes for the net output of selected industries and their products—Continued

Industry and product ¹	Industry code	Product code	Index base	Index			Percent change to Mar. 1984 from —			
				Nov. 1983 ²	Feb. 1984 ²	Mar. 1984 ²	Feb. 1984	Dec. 1983	Sep. 1983	Mar. 1983
Electrical equipment for internal combustion engines—Continued										
Primary products		3694-P	12/82	101.4	102.1	102.8	0.7	1.3	1.5	2.3
Ignition harness and cable sets		3694-1	12/82	102.0	102.1	102.1	0	0	0	.5
Ignition harness sets		3694-1A	12/82	101.9	101.9	101.9	0	0	0	-.1
All other ignition harness sets		3694-119	12/82	97.9	97.9	97.9	.0	-.7	0	-2.1
Cable sets		3694-1B	12/82	102.3	102.5	102.5	0	.2	.2	2.1
Cable sets, automotive type		3694-131	12/82	102.3	102.5	102.5	0	.2	.2	2.1
Cable sets, automotive type-replacement		3694-13102	12/82	104.2	104.6	104.6	0	.3	.3	4.2
Battery charging alternators, generators, and regulators		3694-2	12/82	101.9	103.1	104.6	1.5	2.7	2.5	4.5
Battery charging alternators and generators		3694-2A								
Alternators and generators, factory rebuilt automotive type		3694-237	12/82	102.3	102.3	102.5	.1	.1	.5	2.5
Regulators for battery charging generators		3694-2B	12/82	104.0	105.3	106.7	1.3	2.6	2.6	5.4
Regulators, passenger car & light truck type, new		3694-241	12/82	104.0	105.3	106.7	1.3	2.6	2.6	5.4
Regulators, passenger car & light truck type-replacement		3694-24102	12/82	103.6	105.3	107.2	1.8	3.5	3.5	5.8
Starting motors		3694-3								
Rebuilt automotive starting motors		3694-381	12/82	100.9	100.9	101.6	.7	.7	1.6	1.6
Spark plugs		3694-4	12/82	100.0	100.2	100.2	0	.1	.2	(³)
Spark plugs, automotive type		3694-411	12/82	100.0	100.3	100.3	0	.1	.3	(³)
Spark plugs, automotive type-replacement		3694-41102	12/82	100.0	100.2	100.2	0	0	.2	(³)
Other complete electric equipment for internal combustion engines		3694-5	12/82	98.7	99.8	99.7	0	1.1	1.7	-.7
Ignition coils		3694-5A	12/82	103.0	107.0	106.7	-.3	3.9	4.1	(³)
Ignition coils, motor vehicle type		3694-511	01/83	104.1	109.7	109.3	-.4	5.3	5.6	(³)
Ignition coils, motor vehicle type-replacement		3694-51102	01/83	103.9	109.6	109.6	0	5.9	5.9	(³)
Distributors		3694-5B	04/83	92.1	92.6	92.6	0	.5	1.5	(³)
Distributors, motor vehicle type		3694-531	04/83	91.8	92.4	92.4	0	.6	1.4	(³)
Distributors, motor vehicle type-OEM		3694-53101	04/83	91.8	92.4	92.4	0	.6	1.4	(³)
Switches for use in vehicles and aircraft		3694-5C	12/82	105.4	106.9	106.9	0	1.3	1.9	6.9
Switches, motor vehicle type		3694-581	12/82	105.5	106.7	106.7	0	1.1	1.7	6.7
Ignition magnetos, all types		3694-553	12/82	103.6	103.6	103.6	0	1.2	0	(³)
Other ignition equipment		3694-561	12/82	100.0	100.2	100.2	0	.3	.3	(³)
Other complete electrical equipment		3694-598	12/82	99.9	100.7	100.7	0	.8	.9	.7
Components and parts for engine electrical equipment		3694-6	12/82	103.0	103.7	107.5	3.7	4.4	4.4	6.2
Parts for distributors		3694-6A	12/82	106.8	107.2	108.7	1.4	1.7	1.7	8.1
Breaker point sets		3694-652								
Breaker point sets, motor vehicle type		3694-65201	12/82	107.0	108.2	110.4	2.0	3.2	3.2	9.7
Armatures, field coils and drive-end housings for cranking motors		3694-611	12/82	102.9	103.8	106.0	2.1	3.0	3.0	3.0
Other component parts for engine electrical equipment		3694-698	12/82	99.9	100.8	107.0	6.1	7.1	7.1	5.4
Secondary products		3694-S	12/82	108.3	108.8	105.1	-3.4	-3.0	-3.0	3.0
Other secondary products		3694-SSS	12/82	100.0	100.0	100.0	0	0	0	0
Motor vehicle parts and accessories		3714-S	12/82	116.8	117.6	110.5	-6.0	-5.4	-5.3	(³)
Motor vehicles and passenger car bodies	3711		06/82	104.2	104.5	104.6	.1	.3	7.0	3.2
Primary products		3711-P	06/82	104.2	104.5	104.6	.1	.4	7.1	3.2
Passenger cars		3711-111	06/82	104.1	104.0	104.1	-.1	0	6.8	2.9
Trucks, truck tractors and truck chassis		3711-2	06/82	104.7	105.7	105.8	.1	1.0	7.9	3.9
Trucks		3711-2A	06/82	104.3	105.5	105.5	.1	1.2	9.5	3.9
Light trucks, under 10,000 lbs. GVW		3711-211	06/82	104.1	104.4	104.6	.2	.5	10.1	4.4
Pickup		3711-21131	06/82	103.2	103.5	103.6	.2	.3	8.6	3.1
Heavy trucks, 19,501 lbs. GVW and over		3711-213	06/82	104.6	107.7	107.5	-.2	2.8	9.2	2.9
Light-heavy trucks, 19,501 to 26,000 lbs. GVW		3711-21301	06/82	107.1	109.4	108.8	-.5	1.8	11.8	4.4
Buses and fire department vehicles		3711-3	06/82	102.6	104.1	104.1	0	1.7	2.4	3.6
Buses		3711-3A	06/82	104.2	104.4	104.5	0	.6	1.9	(³)
Common carriers		3711-312	06/82	102.6	103.3	103.4	.1	2.0	2.7	(³)
Fire department vehicles		3711-3B	06/82	100.8	103.8	103.8	0	2.9	3.1	4.2
Secondary products		3711-S	06/82	105.0	104.5	104.5	0	.1	2.1	2.4
All other secondary products		3711-SSS	06/82	105.2	104.6	104.6	0	.1	2.2	2.5
Truck and bus bodies	3713		12/82	103.8	104.4	104.3	-.1	.4	1.1	3.3
Primary products		3713-P	12/82	104.2	104.9	104.7	-.1	.4	1.2	3.6
Truck, bus and other vehicle bodies (sold separately)		3713-1	12/82	104.5	104.7	104.6	-.2	0	.5	3.2
Truck bodies		3713-1A	12/82	105.1	105.4	105.2	-.2	.1	.5	3.3
Stake/platform/grain		3713-134	12/82	108.9	(³)	108.9	(³)	(³)	0	(³)
Utility and service		3713-136	01/83	100.0	101.4	100.2	-1.2	.2	(³)	(³)
Utility		3713-13602	01/83	100.0	102.9	100.4	-2.4	.4	(³)	(³)
Refuse		3713-139	12/82	103.7	103.8	103.8	0	0	1.0	(³)
Front loading		3713-13901	12/82	100.0	100.4	(³)	(³)	(³)	(³)	(³)
Bus bodies		3713-1B								
School buses		3713-161	12/82	103.0	103.0	(³)	(³)	(³)	(³)	(³)
Complete vehicles produced on purchased chassis		3713-2	12/82	103.0	105.4	105.4	0	2.2	4.7	5.4
Emergency vehicles and hearses		3713-2A	12/82	105.7	106.1	106.1	0	.6	5.0	6.1
Fire department vehicles		3713-223	12/82	(³)	(³)	(³)	(³)	(³)	(³)	(³)
Buses		3713-2B	12/82	(³)	104.3	104.3	0	(³)	(³)	(³)
School		3713-231	12/82	(³)	104.6	104.6	0	(³)	(³)	(³)
Other highway vehicles		3713-2C								
Trucks		3713-241	12/82	100.0	104.8	104.8	0	4.7	4.7	4.8
Miscellaneous receipts		3713-M	12/82	100.0	100.0	100.0	0	0	(³)	0
Resales		3713-289	12/82	100.0	(³)	100.0	(³)	0	(³)	(³)
Secondary products		3713-S	12/82	102.5	103.1	103.1	0	-.3	1.2	2.2
Other secondary products		3713-SSS	12/82	102.2	102.7	102.6	-.1	0	.6	.9
Motor vehicle parts and accessories		3714-S	12/82	101.4	101.4	101.4	0	0	0	1.4
Truck trailers		3715-S	12/82	106.0	108.4	108.4	0	.9	4.5	7.3

See footnotes at end of table.

Table 4. Producer price indexes for the net output of selected industries and their products—Continued

Industry and product ¹	Industry code	Product code	Index base	Index			Percent change to Mar. 1984 from —			
				Nov. 1983 ²	Feb. 1984 ²	Mar. 1984 ²	Feb. 1984	Dec. 1983	Sep. 1983	Mar. 1983
Motor vehicle parts and accessories	3714		12/82	99.7	99.9	99.8	-0.1	0.3	0.2	0.2
Primary products		3714-P	12/82	99.6	99.8	99.7	-1	.3	.2	.1
Motor vehicle parts and accessories, new		3714-1	12/82	99.5	99.7	99.6	-1	.3	.1	.1
Filters		3714-1A	12/82	100.4	100.5	100.8	.3	.4	.5	.7
Fuel filters		3714-124	12/82	97.3	97.3	97.1	-2	-2	-2	(³)
Fuel filters-replacement		3714-12401	12/82	97.3	97.3	97.1	-2	-2	-2	(³)
Oil filters		3714-125								
Oil filters-replacement		3714-12501	12/82	101.5	101.5	102.1	.5	.5	.1	.3
Air filters		3714-126								
Air filters-replacement		3714-12601	12/82	97.0	96.5	96.4	-1	-6	-1.3	-.7
Exhaust system components		3714-1B	12/82	98.0	100.3	100.4	.2	-.3	-.9	-.9
Mufflers		3714-127	12/82	100.8	103.6	105.1	1.5	1.9	2.6	2.5
Mufflers-replacement		3714-12701	12/82	99.0	104.2	101.8	-2.3	-2.0	-.6	-.8
Pipes		3714-129	12/82	91.1	92.2	89.1	-3.4	-6.2	-9.6	(³)
Pipes-replacement		3714-12901	12/82	84.8	86.6	81.2	-6.2	-11.1	-16.7	(³)
Brake parts and assemblies		3714-1C	12/82	101.4	101.4	101.3	-.1	-.3	0	-.5
Wheels		3714-1D	12/82	101.1	104.7	105.4	.7	4.4	4.5	(³)
Wheels, passenger car type		3714-135	12/82	101.2	105.0	106.0	1.0	4.9	5.0	(³)
Wheels, passenger car type-replacement		3714-13501	12/82	102.9	117.1	117.1	0	14.0	13.8	(³)
Wheels, passenger car type-OEM		3714-13502	12/82	100.4	(³)	100.7	(³)	.4	.6	(³)
Transmissions and transmission parts, except auxiliary		3714-1E	12/82	100.4	100.6	100.6	0	.2	.2	.2
Manual transmissions and parts		3714-142	12/82	102.1	102.4	102.4	0	.2	.2	(³)
Manual transmissions, truck and bus		3714-145	12/82	102.7	103.0	103.0	0	.3	.3	(³)
Manual transmissions, truck and bus-OEM		3714-14502	12/82	102.7	103.0	103.0	0	.3	.3	(³)
Automatic transmissions and parts		3714-144	12/82	99.9	100.2	100.1	0	.2	.2	(³)
Parts for automatic transmissions		3714-149	12/82	99.5	101.6	101.6	-.1	2.1	2.1	(³)
Parts for automatic transmissions-OEM		3714-14902	12/82	(³)	(³)	99.5	(³)	.3	.3	(³)
Gasoline engines, new		3714-111	04/83	98.9	97.7	97.7	0	-1.3	-1.3	(³)
Gasoline engines, new-OEM		3714-11102	04/83	(³)	(³)	97.7	(³)	-1.3	-1.3	(³)
Radiators, complete		3714-131	12/82	103.3	103.7	103.7	0	.4	.2	1.5
Radiators, complete-replacement		3714-13101	12/82	101.1	99.9	100.8	.8	-.3	-.5	(³)
Radiators, complete-OEM		3714-13102	12/82	103.3	103.9	103.9	0	(³)	.3	1.5
Universal joints		3714-151	12/82	99.7	101.2	99.5	-1.7	-.2	.8	(³)
Universal joints-replacement		3714-15101	12/82	102.1	109.0	101.3	-7.1	-.9	3.7	(³)
Ball joints		3714-155								
Ball joints-replacement		3714-15501	12/82	105.7	105.7	105.7	0	0	0	5.7
Shock absorbers		3714-161	12/82	91.2	88.5	88.5	0	-3.4	-3.0	(³)
Shock absorbers-replacement		3714-16101	12/82	91.2	90.3	90.3	0	-1.4	(³)	(³)
Steering idler arms, drag links & control arms		3714-168	12/82	100.0	100.0	100.0	0	0	0	0
Valve guides, seats and tappets		3714-178	12/82	102.8	104.5	104.5	0	1.7	1.7	1.7
Valve guides, seats and tappets-replacement		3714-17801	12/82	108.9	113.0	113.0	0	(³)	3.8	4.0
Clutch disc and facing assemblies		3714-181	12/82	102.7	103.5	103.5	0	0	1.1	3.5
Clutch disc and facing assemblies-replacement		3714-18101	12/82	103.7	105.4	105.4	0	0	1.7	5.4
All other parts and accessories		3714-198	12/82	99.3	99.6	99.4	-.2	.5	.1	.3
Rebuilt automotive components		3714-9	12/82	103.8	104.9	105.1	-.2	1.2	1.4	2.6
Water pumps		3714-323	12/82	103.6	103.6	105.7	2.0	2.0	2.0	7.0
Clutch discs and pressure plates		3714-326	12/82	100.8	102.0	102.0	0	1.2	1.2	1.2
Gasoline engines		3714-331	12/82	105.4	105.4	105.4	0	0	.8	2.9
Brake shoe assemblies		3714-346	12/82	102.8	(³)	(³)	(³)	(³)	(³)	(³)
All other rebuilt parts		3714-398	12/82	103.2	104.9	104.9	0	1.6	1.6	2.0
Miscellaneous receipts		3714-M								
Resales		3714-Z89	12/82	99.0	97.9	97.8	-.1	-1.1	0	-1.8
Secondary products		3714-S	12/82	101.9	102.3	102.2	0	.2	.2	2.1
Automotive stampings		3465-S	12/82	103.7	103.7	103.7	0	0	0	(³)
Internal combustion engines, n.e.c.		3519-S	04/83	(³)	(³)	(³)	(³)	(³)	(³)	(³)
Engine electrical equipment		3694-S	12/82	103.8	104.1	104.1	0	.3	.3	1.1
Other secondary products		3714-SSS	12/82	101.3	101.8	101.8	0	.3	.5	2.2
Truck trailers	3715		12/79	115.0	116.2	116.2	0	1.4	1.6	1.9
Primary products		3715-P	12/79	113.6	114.8	114.8	0	1.5	1.8	1.7
Truck trailers and chassis (10000 lbs. per axle and over)		3715-1	12/79	113.1	114.3	114.3	0	1.5	1.8	1.7
Vans		3715-1A	12/79	113.6	115.2	115.5	.3	1.7	3.0	3.6
Closed top vans		3715-11	12/80	109.7	111.3	111.5	.3	1.7	3.1	3.7
Closed top, dry freight vans, except insulated, drop-frame and livestock vans		3715-109	12/79	111.2	113.6	114.1	.4	2.6	2.3	2.9
Aluminum closed top, dry freight vans, except insulated, drop-frame, and livestock vans		3715-119	12/80	106.6	109.2	109.6	.4	(³)	2.5	2.8
Open top vans		3715-12	12/80	108.2	108.2	109.6	1.3	1.4	.7	1.6
Detachable trailers, dollies and converter gear		3715-1C	12/80	103.8	103.8	103.8	0	0	0	0
Complete trailer units (10000 lbs. per axle and over), except vans and tanks		3715-1D	12/80	112.6	112.7	112.2	-.4	.9	-.3	-1.2
Bulk commodity trailers, except vans		3715-133	12/79	107.8	106.2	106.1	-.1	(³)	-1.5	-3.6
Platform trailers		3715-137	12/79	116.3	116.9	116.9	0	.5	.4	.8
Low-bed heavy haulers		3715-141	12/79	120.6	120.6	120.6	0	0	0	.7
Low-bed heavy haulers under 40 ton capacity		3715-138	12/80	(³)	118.8	118.8	0	(³)	(³)	(³)
Low-bed heavy haulers 40 ton and over capacity		3715-139	12/80	116.2	116.2	116.2	0	0	0	1.5
Dump trailers and chassis, highway type		3715-143	12/79	110.9	(³)	113.8	(³)	(³)	2.6	2.6
Other trailer units, except detachable		3715-149	12/79	115.4	109.4	109.4	0	0	-5.2	(³)
Secondary products		3715-S	12/79	129.4	129.4	129.4	0	1.0	0	3.6
Motor vehicle parts and accessories		3714-S	12/79	132.0	(³)	132.0	(³)	2.5	0	9.4
Other secondary products		3715-SSS	12/79	(³)	(³)	(³)	(³)	(³)	(³)	(³)

See footnotes at end of table.

Table 4. Producer price indexes for the net output of selected industries and their products—Continued

Industry and product ¹	Industry code	Product code	Index base	Index			Percent change to Mar. 1984 from —			
				Nov. 1983 ²	Feb. 1984 ²	Mar. 1984 ²	Feb. 1984	Dec. 1983	Sep. 1983	Mar. 1983
Boat building and repairing	3732		12/81	106.8	108.6	108.7	0.1	1.7	2.0	4.3
Primary products		3732-P	12/81	106.9	108.5	108.7	.1	1.6	1.9	4.1
Outboard motorboats		3732-2	12/81	106.5	108.1	107.7	-.4	.3	1.8	3.4
Runabouts		3732-21	12/81	106.0	107.3	106.9	-.4	-.2	1.5	3.3
13 ft. 6 in. to 15 ft. 5 in. LOA, plastic		3732-214	12/81	111.5	110.9	(³)	(³)	(³)	(³)	(³)
15 ft. 6 in. to 17 ft. 5 in. LOA, plastic		3732-216	12/81	106.1	107.2	104.7	-2.3	(³)	.3	(³)
17 ft. 6 in. and over LOA, plastic		3732-219	12/81	104.5	(³)	(³)	(³)	(³)	(³)	(³)
Utility		3732-22	12/81	107.2	111.0	111.0	0	3.5	3.5	4.5
Inboard motorboats, including inboard-outdrive houseboats		3732-5	12/81	108.1	110.0	111.0	.9	2.6	2.5	5.9
Runabouts, all materials, non-military		3732-531	12/81	105.2	(³)	110.0	(³)	(³)	2.9	3.2
Cabin cruisers, non-military		3732-54	12/81	109.2	111.0	112.0	.9	2.5	2.5	6.7
Plastic, under 26 ft. LOA		3732-546	12/81	110.8	(³)	(³)	(³)	(³)	(³)	(³)
Plastic, 26 to 40 ft. LOA		3732-547	12/81	104.3	(³)	113.1	(³)	(³)	8.3	(³)
Plastic, 40 ft. and over LOA		3732-549	12/81	100.2	(³)	101.8	(³)	(³)	1.6	(³)
Inboard-outdrive boats, except houseboats		3732-6	12/81	108.0	109.4	109.6	.2	2.0	1.6	5.1
Under 20 ft. LOA		3732-673	12/81	105.4	106.3	106.3	0	.8	.6	4.4
20 ft. and over LOA		3732-675	12/81	110.7	112.6	113.1	.4	3.2	2.6	5.8
All other boats		3732-7	12/81	106.6	108.7	108.3	-.3	1.6	2.5	3.1
Sailboats		3732-71	12/81	107.0	108.4	108.2	-.2	1.7	2.0	2.7
With auxiliary power		3732-714	12/81	108.0	110.0	109.5	-.4	(³)	1.4	4.6
Without auxiliary power		3732-715	12/81	106.0	106.9	106.9	0	(³)	2.6	.8
Other boats, such as rowboats, canoes, skiffs, lifeboats, etc.		3732-72	12/81	105.0	109.8	108.9	-.8	1.3	4.9	4.8
Aluminum		3732-725	12/81	109.3	114.8	112.6	-1.9	(³)	3.0	(³)
Secondary products		3732-S	12/81	103.3	107.4	107.4	0	2.6	2.6	6.2
Ship building and repairing		3731-S	12/81	100.5	100.5	100.5	0	0	0	(³)
Environmental controls	3822		12/79	133.2	134.0	134.2	.1	1.5	.6	-.4
Primary products		3822-P	12/79	133.3	133.7	134.0	.2	1.4	.5	-1.3
Building environment comfort controls		3822-1	12/79	139.8	140.0	140.4	.3	1.7	.5	-1.8
Temperature responsive building controls		3822-121	12/79	136.6	136.3	136.7	.3	2.1	.6	-3.5
Temperature responsive, non-pneumatic		3822-12102	12/79	135.9	135.4	136.1	.5	3.1	.9	-5.1
Appliance temperature and related controls, automatic		3822-2	12/79	113.8	114.5	114.5	0	.4	.3	.6
Temperature responsive appliance controls		3822-211	12/79	118.0	118.0	118.0	0	(³)	0	.5
Other appliance regulating controls		3822-215	12/79	107.7	109.4	(³)	(³)	(³)	(³)	(³)
Secondary products		3822-S	12/79	133.6	136.1	136.1	0	1.9	2.5	2.7
Industrial process control instruments	3823		06/83	100.2	101.3	101.4	.1	1.0	1.2	(³)
Primary products		3823-P	06/83	100.3	101.4	101.5	.1	1.0	1.3	(³)
Display and control receiver-type instruments, operating from standard transmission signals		3823-1	06/83	100.0	100.4	100.4	0	.1	.4	(³)
Electrical and electronic types (A.C. or D.C.)		3823-101	06/83	100.0	100.6	100.6	0	.1	.6	(³)
Controllers		3823-10135	06/83	100.0	101.6	101.6	0	.2	1.6	(³)
Non-control		3823-10136	06/83	100.0	100.0	100.0	0	0	(³)	(³)
Pneumatic types (3 to 15 and 3 to 27 p.s.i. standard signals) ..		3823-102	06/83	100.0	(³)	(³)	(³)	(³)	(³)	(³)
Controllers		3823-10239	06/83	100.0	(³)	(³)	(³)	(³)	(³)	(³)
Temperature instruments, excluding receiver type		3823-2	06/83	100.0	100.7	102.5	1.8	1.8	2.5	(³)
Electrical and electronic measuring types		3823-201	06/83	100.0	101.1	102.2	1.1	1.1	2.2	(³)
Controllers		3823-20145	06/83	100.0	102.1	104.3	2.2	2.2	4.3	(³)
Non-control		3823-20146	06/83	100.0	(³)	(³)	(³)	(³)	(³)	(³)
Mechanical measuring types: filled system		3823-202	06/83	100.0	100.0	103.3	3.3	3.3	3.3	(³)
Non-control		3823-20254	06/83	100.0	100.0	103.3	3.3	3.3	3.3	(³)
Primary temperature sensors		3823-3	06/83	105.4	105.5	106.2	.6	1.1	1.7	(³)
Thermocouples and thermocouple lead wire		3823-358	06/83	106.7	106.3	107.3	.9	(³)	1.8	(³)
Primary temperature sensors other than thermocouples		3823-359	06/83	101.8	103.4	103.1	-.3	1.2	1.4	(³)
Pressure and draft instruments, excluding receiver type		3823-4	06/83	100.0	100.0	100.0	0	0	0	(³)
Controllers		3823-461	06/83	100.0	100.0	100.0	0	0	0	(³)
Non-control		3823-462	06/83	100.0	100.0	100.0	0	0	0	(³)
Flow and liquid level instruments		3823-5	06/83	100.6	100.6	100.6	0	0	0	(³)
Differential pressure types		3823-501	06/83	101.3	101.3	101.3	0	0	0	(³)
Non-control		3823-50167	06/83	101.1	101.0	101.0	0	0	0	(³)
Electromagnetic, capacitance, and other electric/electronic types		3823-502	06/83	100.0	100.0	100.0	0	0	0	(³)
Controllers and non-control		3823-50271	06/83	100.0	100.0	100.0	0	0	0	(³)
Float and displacement instruments and associated elements ..		3823-504	06/83	100.0	100.0	100.0	0	0	(³)	(³)
Turbine, mass-flow, and other types and associated elements ..		3823-505	06/83	100.0	100.4	100.4	0	.4	.4	(³)
Continuous process instruments for on-stream gas and liquid analysis		3823-7	06/83	95.4	99.6	99.3	-.2	4.1	4.1	(³)
Instruments for process variables n.e.c.		3823-8	06/83	100.2	102.8	101.4	-1.3	1.1	1.4	(³)
Electrical and electronic measuring types		3823-801	06/83	100.3	105.0	102.6	-2.3	2.0	2.6	(³)
Controllers		3823-80182	06/83	(³)	(³)	(³)	(³)	(³)	(³)	(³)
Non-control		3823-80183	06/83	100.5	108.5	104.4	-3.8	3.4	4.4	(³)
Other industrial process instruments and parts for all industrial process instruments		3823-9	06/83	100.4	101.9	101.8	-.1	1.2	1.5	(³)
Valve actuators and positioners, sold separately		3823-915	06/83	100.3	100.3	(³)	(³)	(³)	(³)	(³)
Other electronic type industrial process instruments		3823-916	06/83	101.1	101.7	101.6	0	0	.5	(³)
Other non-electronic industrial process instruments		3823-918	06/83	100.0	101.5	101.5	0	1.5	(³)	(³)
Parts, supplies, accessories, and other equipment n.e.c.		3823-999	06/83	100.0	102.8	102.7	-.2	2.7	2.7	(³)
Miscellaneous receipts		3823-M	06/83	100.0	101.7	101.7	0	1.7	1.7	(³)
Resales		3823-Z89	06/83	100.0	104.9	104.9	0	4.9	4.9	(³)
Secondary products		3823-S	06/83	99.9	100.2	100.1	-.1	.1	.1	(³)
Electrical measuring and integrating instruments	3825		12/83	(³)	101.0	101.7	.7	1.7	(³)	(³)

See footnotes at end of table.

Table 4. Producer price indexes for the net output of selected industries and their products—Continued

Industry and product ¹	Industry code	Product code	Index base	Index			Percent change to Mar. 1984 from —			
				Nov. 1983 ²	Feb. 1984 ²	Mar. 1984 ²	Feb. 1984	Dec. 1983	Sep. 1983	Mar. 1983
Electrical measuring and integrating instruments—Continued										
Primary products		3825-P	12/83	(^o)	101.2	101.3	0.1	1.3	(^o)	(^o)
Test equipment for electrical and electronic components, circuits, equipment and motors		3825-2	12/83	(^o)	100.6	100.9	.3	.9	(^o)	(^o)
Voltage, current, resistance, power and energy testing and measuring eqpt		3825-21	12/83	(^o)	99.7	100.0	.3	0	(^o)	(^o)
Other voltage, current or resistance measuring equipment (except panel meters)		3825-21B	12/83	(^o)	99.2	99.2	0	-.8	(^o)	(^o)
Analog electronic and electrical, except panel		3825-21B1	12/83	(^o)	99.2	99.2	0	-.8	(^o)	(^o)
Analog electronic		3825-21221	12/83	(^o)	99.0	99.0	0	-1.0	(^o)	(^o)
Power and energy test and measurement equipment		3825-21C	12/83	(^o)	100.0	106.1	6.1	6.1	(^o)	(^o)
Power and energy testing eqpt. (except integrating meters)		3825-213	12/83	(^o)	100.0	106.1	6.1	6.1	(^o)	(^o)
Signal generating equipment		3825-22C	12/83	(^o)	100.0	100.0	0	0	(^o)	(^o)
Radio frequency (20 kilohertz to 890 megahertz)		3825-22357	12/83	(^o)	100.0	100.0	0	0	(^o)	(^o)
Microwave (890 megahertz and above)		3825-22359	12/83	(^o)	100.0	100.0	0	0	(^o)	(^o)
Multiple function test equipment		3825-24	12/83	(^o)	100.0	100.0	0	0	(^o)	(^o)
Component part test sets		3825-24A	12/83	(^o)	100.0	100.0	0	0	(^o)	(^o)
Automated semiconductor test systems (operating under program control)		3825-24465	12/83	(^o)	(^o)	(^o)	(^o)	(^o)	(^o)	(^o)
Equip. & subassembly test equip. including loaded printed circuit board testers		3825-245	12/83	(^o)	100.0	100.0	0	0	(^o)	(^o)
Other test and analysis equipment and associated devices		3825-26	12/83	(^o)	100.5	101.2	.7	1.2	(^o)	(^o)
Associated devices for test and measurement equip. (probes, decade boxes, shunts)		3825-26682	12/83	(^o)	101.7	101.7	0	1.7	(^o)	(^o)
Other test equipment, not elsewhere classified		3825-26698	12/83	(^o)	100.0	101.1	1.1	1.1	(^o)	(^o)
Electrical indicating and recording instruments		3825-3	12/83	(^o)	100.2	100.2	0	.2	(^o)	(^o)
Panel meters		3825-31	12/83	(^o)	100.5	100.6	.1	.6	(^o)	(^o)
Analog, conventional indicator movement, generally + or - 2% accuracy		3825-312	12/83	(^o)	100.0	100.2	.2	.2	(^o)	(^o)
DC types (including rectifier and self-contained thermocouple types)		3825-31213	12/83	(^o)	100.0	100.3	.3	.3	(^o)	(^o)
Secondary products		3825-S	12/83	(^o)	100.0	103.4	3.4	3.4	(^o)	(^o)
Surgical and medical instruments and apparatus										
Primary products	3841	3841-P	06/82	104.8	104.6	106.2	1.6	2.1	1.9	2.3
Surgical and medical instruments and apparatus, except furniture		3841-1	06/82	105.2	104.4	106.4	1.9	2.5	2.5	3.3
Surgical instr., incl. suture needle excl. eye, ear, nose & throat inst. & surg. cutlery		3841-112	06/82	96.7	96.2	99.5	3.4	3.0	3.0	2.6
Diagnostic apparatus		3841-12	06/82	104.0	104.0	104.0	0	0	(^o)	(^o)
All other diagnostic apparatus		3841-124	06/82	103.5	103.5	103.5	0	0	(^o)	(^o)
Blood transfusion and I.V. equipment		3841-182	06/82	101.4	98.8	99.2	.4	-.4	-1.9	(^o)
Other surgical and medical instruments		3841-189	06/82	104.5	102.2	105.2	2.9	3.8	4.0	4.3
Catheters		3841-18901	06/82	107.5	107.1	108.4	1.2	.2	.7	1.6
All other surgical and medical instruments		3841-18908	06/82	104.9	105.1	106.0	.9	4.5	4.5	4.5
Miscellaneous receipts		3841-M	01/83	(^o)	99.3	99.3	0	0	(^o)	(^o)
Resales		3841-Z89	01/83	(^o)	99.3	99.3	0	0	(^o)	(^o)
Secondary products		3841-S	10/82	95.7	98.8	100.2	1.4	2.2	-3.3	(^o)
All other secondary products		3841-SSS	10/82	101.8	101.6	101.6	0	-.8	0	(^o)
Surgical, orthopedic and prosthetic appliances and supplies										
Primary products	3842	3842-P	06/83	102.4	102.9	103.0	.1	.7	1.0	(^o)
Surgical, orthopedic, and prosthetic appliances and supplies		3842-1	06/83	103.1	103.7	103.9	.2	.7	1.2	(^o)
Surgical dressings		3842-1A	06/83	99.9	101.3	99.7	-1.5	-2	-3	(^o)
Elastic bandages		3842-122	06/83	(^o)	102.8	98.3	-4.3	(^o)	(^o)	(^o)
Other surgical dressings		3842-129	06/83	99.6	103.4	99.5	-3.8	0	-3	(^o)
Surgical sponges		3842-12902	06/83	99.4	104.6	99.2	-5.1	-1	-5	(^o)
All other surgical dressings		3842-12904	06/83	100.0	100.0	100.9	.9	.9	.9	(^o)
Surgical, orthopedic and prosthetic appliances and supplies except surgical dressings		3842-1B	06/83	106.3	106.5	107.3	.8	1.1	2.1	(^o)
Orthopedic appliances (braces), including parts		3842-111	06/83	124.1	123.3	123.3	0	-.6	(^o)	(^o)
Disposable incontinent pads, bed pads, and adult diapers		3842-132	06/83	99.8	98.9	99.3	.4	-.2	(^o)	(^o)
Artificial limbs (prosthetic), including parts		3842-135	06/83	103.8	103.5	106.4	2.9	2.9	6.4	(^o)
Breathing devices, excluding anesthetic apparatus		3842-165	06/83	100.0	(^o)	104.7	(^o)	4.7	4.7	(^o)
Surgical corsets		3842-171	06/83	100.0	100.8	100.8	0	(^o)	.8	(^o)
Other surgical, orthopedic, and prosthetic appliances and supplies		3842-198	06/83	103.8	106.4	106.5	.1	2.7	6.5	(^o)
Surgical implants		3842-19801	06/83	103.4	107.1	106.6	-.5	3.1	6.6	(^o)
All other surgical, orthopedic and prosthetic appliances and supplies		3842-19803	06/83	104.5	105.5	106.5	1.0	2.2	6.7	(^o)
Personal industrial safety devices		3842-3	06/83	100.0	100.3	100.4	.1	.4	.4	(^o)
Respiratory protection equipment, including gas, abrasive and canister masks		3842-311	06/83	100.0	100.6	100.6	0	.6	(^o)	(^o)
Other personal safety devices		3842-371	06/83	100.0	100.3	100.9	.6	.9	(^o)	(^o)
All other personal safety devices		3842-37103	06/83	100.0	100.7	102.1	1.4	(^o)	(^o)	(^o)
Electronic hearing aids		3842-4	06/83	100.0	100.8	104.7	3.8	4.7	4.7	(^o)
Electronic hearing aids		3842-413	06/83	100.0	100.8	104.7	3.8	4.7	4.7	(^o)
Secondary products		3842-S	06/83	99.7	100.5	100.5	0	.7	.1	(^o)
Surgical and medical instruments and apparatus		3841-S	06/83	99.4	102.0	102.0	-.1	1.8	2.0	(^o)
All other secondary products		3842-SSS	06/83	99.7	100.2	100.2	0	.5	-.3	(^o)
Ophthalmic goods	3851		12/83	(^o)	104.9	104.6	-.3	4.6	(^o)	(^o)

See footnotes at end of table.

Table 4. Producer price indexes for the net output of selected industries and their products—Continued

Industry and product ¹	Industry code	Product code	Index base	Index			Percent change to Mar. 1984 from —			
				Nov. 1983 ²	Feb. 1984 ²	Mar. 1984 ²	Feb. 1984	Dec. 1983	Sep. 1983	Mar. 1983
Ophthalmic goods—Continued										
Primary products		3851-P	12/83	(^o)	105.1	104.7	-0.4	4.7	(^o)	(^o)
Ophthalmic fronts and temples		3851-1	12/83	(^o)	112.2	113.9	1.5	13.9	(^o)	(^o)
Complete frames, all types		3851-118	12/83	(^o)	102.2	109.1	6.8	9.1	(^o)	(^o)
Glass ophthalmic focus lenses		3851-2	12/83	(^o)	103.8	100.0	-3.7	0	(^o)	(^o)
Single vision glass lenses		3851-231	12/83	(^o)	101.9	98.2	-3.6	-1.8	(^o)	(^o)
Bifocal glass lenses		3851-241	12/83	(^o)	104.7	100.9	-3.6	.9	(^o)	(^o)
Plastic ophthalmic focus lenses		3851-3	12/83	(^o)	100.7	99.8	-.9	-2	(^o)	(^o)
Single vision plastic lenses		3851-325	12/83	(^o)	99.5	99.5	0	-.5	(^o)	(^o)
Multifocal plastic lenses		3851-327	12/83	(^o)	101.6	100.0	-1.6	0	(^o)	(^o)
Contact lenses		3851-4	12/83	(^o)	100.9	100.9	0	.9	(^o)	(^o)
Hard contact lenses		3851-412	12/83	(^o)	101.8	101.8	0	1.8	(^o)	(^o)
Soft contact lenses		3851-413	12/83	(^o)	(^o)	(^o)	(^o)	(^o)	(^o)	(^o)
Other ophthalmic goods		3851-5	12/83	(^o)	104.8	104.8	0	4.8	(^o)	(^o)
Industrial eye protectors and parts thereof		3851-541	12/83	(^o)	101.7	101.7	0	1.7	(^o)	(^o)
Secondary products		3851-S	12/83	(^o)	102.2	102.2	0	2.2	(^o)	(^o)
Other secondary products		3851-SSS	12/83	(^o)	102.2	102.2	0	2.2	(^o)	(^o)
Photographic equipment and supplies										
Primary products	3861	3861-P	12/83	(^o)	100.7	101.0	.3	1.0	(^o)	(^o)
Still picture equipment		3861-1	12/83	(^o)	100.2	100.4	.2	.4	(^o)	(^o)
Still cameras		3861-101	12/83	(^o)	100.0	100.1	0	1	(^o)	(^o)
Other still cameras, except photocopy, blueprint, and microfilm types		3861-10102	12/83	(^o)	100.3	100.6	.3	.6	(^o)	(^o)
Projectors and rear-screen viewers		3861-102	12/83	(^o)	100.3	100.3	0	.3	(^o)	(^o)
Commercial finishing and processing equipment		3861-103	12/83	(^o)	100.0	100.0	0	0	(^o)	(^o)
All other still picture equipment and accessories		3861-104	12/83	(^o)	100.8	101.7	.9	1.7	(^o)	(^o)
Motion picture equipment		3861-2	12/83	(^o)	100.2	104.2	4.1	4.2	(^o)	(^o)
8 or 16 mm cameras and projectors		3861-201	12/83	(^o)	100.0	105.5	5.5	5.5	(^o)	(^o)
35 mm or larger cameras and projectors		3861-202	12/83	(^o)	104.4	105.6	1.1	5.6	(^o)	(^o)
Other motion picture equipment and accessories, including all projection screens		3861-204	12/83	(^o)	100.0	100.2	.2	.2	(^o)	(^o)
Microfilming, blueprinting, brownprinting, and whiteprinting equipment		3861-4	12/83	(^o)	100.6	100.8	.2	.8	(^o)	(^o)
Prepared photographic chemicals		3861-5	12/83	(^o)	96.7	100.4	3.9	.4	(^o)	(^o)
All other prepared photographic chemicals		3861-502	12/83	(^o)	94.1	100.7	7.0	.7	(^o)	(^o)
Sensitized silver halide materials, except x-ray		3861-6	12/83	(^o)	101.5	101.5	0	1.5	(^o)	(^o)
Silver halide film, plates, and slides		3861-601	12/83	(^o)	102.1	102.0	-.1	2.0	(^o)	(^o)
Silver halide paper and cloth, all uses		3861-602	12/83	(^o)	100.0	100.0	0	0	(^o)	(^o)
Sensitized materials, non-silver halide type		3861-7	12/83	(^o)	100.0	101.4	1.4	1.4	(^o)	(^o)
Miscellaneous receipts		3861-M	12/83	(^o)	100.0	100.0	0	0	(^o)	(^o)
Resales		3861-Z89	12/83	(^o)	100.0	100.0	0	0	(^o)	(^o)
Secondary products		3861-S	12/83	(^o)	100.1	97.3	-2.8	-2.7	(^o)	(^o)
Watches, clocks, and watchcases										
Primary products	3873	3873-P	06/83	101.1	101.1	101.6	.5	1.6	1.5	(^o)
Clocks, timing mechanisms, time switches, and clock movements		3873-1	06/83	101.2	101.2	101.9	.6	2.0	1.7	(^o)
Clocks w/balance wheel & hairspring or other oscillatory device w/built-in frequency time base		3873-1A	06/83	101.0	101.2	101.2	0	1.4	1.3	(^o)
Clocks w/watch movements or modules or w/clock movements or modules less than 1.77" wide		3873-131	06/83	99.8	99.9	99.9	0	.1	.1	(^o)
Clocks ex. those w/watch movements or modules & clock movements or modules less than 1.77" wide		3873-134	06/83	100.0	103.1	103.1	0	3.1	(^o)	(^o)
Alarm clocks, excluding clock timers and timing mechanisms		3873-13432	06/83	99.8	99.8	99.8	0	.1	0	(^o)
Household wall clocks, except alarm and chime & strike		3873-13433	06/83	100.0	(^o)	(^o)	(^o)	(^o)	(^o)	(^o)
All other household clocks, except alarm but including chime & strike, desk, mantel, etc.		3873-13435	06/83	99.3	99.4	99.4	0	.1	.1	(^o)
Clocks with other time base		3873-1B	06/83	99.8	99.8	99.8	0	0	0	(^o)
Clocks w/watch movements or modules or w/clock movements or modules less than 1.77" wide		3873-141	06/83	102.6	102.6	102.6	0	2.6	2.6	(^o)
Clocks ex. those w/watch movements or modules & clock movements or modules less than 1.77" wide		3873-144	06/83	100.0	100.7	100.7	0	.7	.7	(^o)
Household wall clocks, except alarm and chime & strike		3873-14443	06/83	102.6	102.6	102.6	0	2.6	2.6	(^o)
All other household clocks, except alarm but including chime & strike, desk, mantel, etc.		3873-14445	06/83	105.4	105.4	105.4	0	5.4	5.4	(^o)
Timing mechanisms, not for timepiece use, excluding time recording and time stamping machines		3873-1C	07/83	(^o)	100.0	100.0	0	0	(^o)	(^o)
All other timing mechanisms		3873-156	06/83	100.5	101.4	101.4	0	1.7	1.4	(^o)
Watches with imported movements or modules		3873-4	06/83	100.7	106.7	106.7	0	6.7	(^o)	(^o)
Watches with balance wheel and hairspring		3873-4A	06/83	100.0	100.0	100.0	0	0	0	(^o)
Watches with balance wheel and hairspring: over one jewel		3873-412	06/83	100.0	100.0	100.0	0	0	0	(^o)
Watches without balance wheel and hairspring		3873-4B	06/83	100.0	100.0	100.0	0	0	0	(^o)
Watches with solid state (electronic) modules		3873-421	06/83	100.0	100.0	100.0	0	0	(^o)	(^o)
Watches with movements other than solid state		3873-422	06/83	100.0	99.3	99.3	0	-.7	-.7	(^o)
Watches w/domestic movement or module, watch movements, clockcases & parts for clocks & watches		3873-5	06/83	102.7	102.7	104.5	1.7	4.4	3.7	(^o)
Watches with domestic movements or modules		3873-5A	06/83	103.2	103.2	(^o)	(^o)	(^o)	(^o)	(^o)
Watches with balance wheel and hairspring		3873-511	06/83	100.0	(^o)	(^o)	(^o)	(^o)	(^o)	(^o)
Watch movements, clock cases, and parts for all clocks and watches		3873-5B	06/83	101.7	101.7	107.1	5.3	6.8	4.7	(^o)
Miscellaneous receipts		3873-M	06/83	101.1	101.1	101.1	0	.5	(^o)	(^o)

See footnotes at end of table.

Table 4. Producer price indexes for the net output of selected industries and their products—Continued

Industry and product ¹	Industry code	Product code	Index base	Index			Percent change to Mar. 1984 from —			
				Nov. 1983 ²	Feb. 1984 ²	Mar. 1984 ²	Feb. 1984	Dec. 1983	Sep. 1983	Mar. 1983
Watches, clocks, and watchcases—Continued										
Resales		3873-Z89	06/83	101.1	101.1	101.1	0	(?)	(?)	(?)
Secondary products		3873-S	06/83	100.3	100.3	100.3	0	0	0	(?)
All other secondary products		3873-SSS	06/83	100.3	100.3	100.3	0	(?)	0	(?)

¹ Industry and product class indexes may include products not shown separately.
² Data for November 1983 have been revised to reflect the availability of late reports and corrections by respondents. All data are subject to revision 4 months after original publication. Data are not seasonally adjusted.
³ Not available.

⁴ Seasonal product—no price available this month.
n.e.c. = Not elsewhere classified.
NOTE: Indexes in this table are calculated by a revised methodology. See "Technical Note on Data from the Producer Price Index Revision" at the back of this publication.

Table 5. Producer price indexes by durability of product

(1967 = 100)

Grouping	1983			1984	
	Annual average	March	November ¹	February ¹	March ¹
All commodities	303.1	300.6	305.5	308.8	311.1
Total durable goods	286.7	284.6	289.3	292.2	293.2
Total nondurable goods	315.8	313.0	318.1	321.7	325.0
Total manufactures	295.7	293.2	298.4	301.0	302.7
Durable	287.3	285.3	289.8	292.4	293.3
Nondurable	304.4	301.4	307.4	310.0	312.5
Total raw or slightly processed goods	339.9	337.3	340.6	348.2	353.7
Durable	249.6	243.3	258.5	275.4	279.2
Nondurable	345.5	343.2	345.6	352.4	358.0

¹ Data for November 1983 have been revised to reflect the availability of late reports and corrections by respondents. All data are subject to revision 4 months after original publication. Data are not seasonally adjusted.

Table 6. Producer prices and price indexes for commodity groupings and individual items

(1967 = 100 unless otherwise indicated)

Commodity	Unit	Commodity code ¹	Other index base	Index			Price
				Nov. 1983 ²	Feb. 1984 ²	Mar. 1984 ²	Mar. 1984
All commodities				305.5	308.8	311.1	
Industrial commodities				318.3	320.4	321.9	
Farm products, processed foods and feeds				256.0	263.5	268.3	
Farm products		01		251.0	261.5	267.4	
Fresh and dried fruits and vegetables		011		275.2	311.5	307.0	
Fresh fruits		0111		270.2	232.2	220.3	
Citrus fruits		01		138.9	155.6	153.7	
Grapefruit, Florida	4/5 bu.	0101		146.6	(³)	(³)	(³)
Lemons	half box	0104 .01		141.9	117.4	119.9	\$12.250
Oranges, Florida	4/5 bu.	0105		(³)	229.0	227.2	7.035
Oranges, California	half box	0106 .01		125.8	149.0	142.1	10.250
Other fruits		02		328.7	265.7	249.3	
Apples, Delicious	tray ctn.	0215 .01		(³)	271.6	267.5	16.250
Apples, McIntosh	cell ctn.	0216		265.9	283.0	283.0	14.500
Bananas, 40 lb. box	box	0217 .03		216.4	263.2	261.4	7.505
Grapes	lug	0218 .02		312.4	(³)	(³)	(³)
Peaches	3/4 bu.	0219		(³)	(³)	(³)	(³)
Pears	box	0221		(³)	(³)	80.9	5.010
Strawberries	qt.	0222		(³)	260.9	216.8	1.600
Cantaloupes	crate	0223		(³)	(³)	(³)	(³)
Dried fruits, bulk		0112		393.7	388.2	383.0	
Prunes	lb.	0101 .03		266.6	254.8	254.8	.532
Raisins	lb.	0102 .03		501.4	501.4	491.6	.823
Fresh and dried vegetables		0113		257.4	355.3	357.4	
Dried vegetables, bulk		01					
Beans, dried	100 lb.	0101		455.0	443.6	420.9	37.000
Fresh vegetables, except potatoes		02		205.5	311.5	311.9	
Cabbage	50 lb.	0211		213.3	708.4	1,313.9	28.750
Carrots	48 lb.	0212		234.0	398.5	277.7	11.500
Celery	crate	0213		336.5	468.0	287.9	13.688
Corn, sweet	crate	0214		200.7	456.7	(³)	(³)
Lettuce	carton	0215		301.7	194.8	202.4	8.833
Onions	50 lb.	0216		254.7	402.9	451.6	13.563
Tomatoes, 25lb. ctn.		0217 .04		91.1	196.6	167.8	17.500
Snap beans	bu.	0218		190.4	526.4	267.9	14.250
Sweet potatoes		03		256.3	323.6	323.6	
New York	50 lb.	0331		259.9	322.3	322.3	15.500
Chicago	50 lb.	0332		253.3	323.3	323.3	16.750
White potatoes		04		346.2	407.9	421.9	
Western, Chicago	100 lb.	0441		(³)	402.7	408.5	17.500
Midwestern, Chicago	100 lb.	0442		347.2	432.5	429.7	12.917
Eastern, New York	100 lb.	0443		314.3	356.4	390.9	12.750
Western, New York	50 lb ctn	0444 .01		315.3	403.8	369.2	12.000
White potatoes, Western, Los Angeles	50 lbs.	0445 .01		433.0	487.1	515.0	13.875
Grains		012		257.5	235.3	250.9	
Wheat		0121		230.1	219.6	228.3	
Hard winter Ord., no. 1, Kansas City	bu.	0101		228.8	219.2	229.1	3.823
Spring, no. 1, D. N. Ord., Minneapolis	bu.	0102		235.8	222.3	231.9	4.188
Soft white, no.1, Portland, Oregon	bu.	0103		234.3	222.3	219.9	3.680
Red winter, no.2, St. Louis	bu.	0104		222.0	213.5	227.7	3.625
Other grains		0122		274.7	245.3	265.1	
Barley		01					
No. 2 feed, Minn.	bu.	0101		229.3	216.6	223.4	2.630
Corn		02					
No.2, Chicago	bu.	0205		277.6	246.7	268.1	3.483
Oats		03					
No.2, Minneapolis	bu.	0311		284.2	250.1	267.9	1.885
Rye		04					
No.2, Minneapolis	bu.	0415		223.4	210.5	214.8	2.500
Livestock		013		220.5	251.9	260.8	
Cattle		0131		226.4	255.5	267.6	
Steers		01		237.3	266.9	278.2	
Prime	100 lb.	0101 .03		279.4	308.3	314.9	71.750
Choice	100 lb.	0111 .02		237.6	269.1	279.8	69.200
Good	100 lb.	0122 .02		234.6	258.4	273.7	63.300
Cows		02		203.5	235.7	260.3	
Commercial	100 lb.	0231 .02		202.9	236.8	259.1	44.700
Cutter and canner	100 lb.	0241 .02		200.3	231.3	256.3	40.050
Calves		03		158.9	182.4	180.4	

See footnotes at end of table.

Table 6. Producer prices and price indexes for commodity groupings and individual items—Continued

(1967 = 100 unless otherwise indicated)

Commodity	Unit	Commodity code ¹	Other index base	Index			Price
				Nov. 1983 ²	Feb. 1984 ²	Mar. 1984 ²	Mar. 1984
Cattle—Continued		0131					
Calves, Choice, Lancaster at stockyards	100 lbs.	0351 .01		108.3	124.2	120.3	\$94.380
Choice, South St. Paul	100 lb.	0353 .01		210.0	241.1	241.1	77.500
Hogs		0132		174.3	211.3	209.8	
Barrows and gilts		01		175.9	211.9	210.7	
200-240 lb.	100 lb.	0161 .04		186.3	223.2	222.7	46.930
Barrows and gilts 270-300 lb.	100 lb.	0171 .04		145.0	178.4	174.8	43.650
Sows		02					
Sows 350-400 lb.	100 lb.	0281 .02		165.7	216.1	210.9	40.200
Lambs		0133					
Choice	100 lb.	0191 .01		255.9	266.0	259.3	58.000
Live poultry		014		238.5	251.3	258.4	
Chickens		0141					
Broilers and fryers		02		237.0	256.6	263.5	
Turkeys		0142		211.3	200.4	207.1	
Plant and animal fibers		015		243.6	232.7	250.3	
Raw cotton		0151					
Gr 41, staple 34-10 spot mkt. avg.	lb.	0101 .04		253.3	240.2	259.6	.754
Domestic apparel wool		0152		158.9	162.7	166.8	
64's, staple 2 3/4 in. and up	lb.	0101		184.9	189.0	189.0	2.300
62's, staple 3 in. and up	lb.	0106		165.6	169.7	173.9	2.100
60's, staple 3 in. and up	lb.	0107		140.8	145.0	149.1	1.800
58's, staple 3 1/4 in. and up	lb.	0108		144.9	147.2	154.2	1.650
54's, staple 3 1/2 in. and up	lb.	0111		123.6	128.4	135.7	1.400
Foreign wool		0153		216.7	229.3	232.3	
Apparel wool		01		179.7	187.1	189.2	
Australian 64's type 62	lb.	0101 .01		189.7	197.5	199.6	2.800
Carpet wool		02		275.3	294.5	298.8	
Plant fibers, except cotton		0155		236.9	252.4	250.5	
Hard fibers		01		328.5	358.6	354.9	
Abaca, manila fiber, grade 1	275 lb. bl.	0101 .01		298.9	353.2	346.4	76.500
Soft (bast) fibers		02					
Jute, raw, bang tossa C	lb.	0231 .01		154.6	154.6	154.6	.255
Fluid milk		016		283.2	275.7	274.2	
Milk eligible for fluid use		0161		271.1	264.4	261.8	
Milk, fluid use	100 lbs	0102 .02	06/73	208.9	203.7	201.7	13.060
Milk, manufacturing grade		0162		314.9	304.0	307.5	
Milk, manufacturing grade	100 lbs	0101 .02	06/73	226.7	218.9	221.4	12.026
Eggs		017		(³)	280.7	235.8	
Eggs, large	doz.	0171	12/71	(³)	245.4	206.1	.920
Hay, hayseeds and oilseeds		018		287.6	265.4	281.4	
Hay		0181		302.2	350.6	326.4	
Alfalfa	ton	0101		297.7	345.4	321.6	67.500
Hayseeds		0182		260.6	268.3	259.4	
Alfalfa hayseeds	100 lb.	0101 .02		234.5	238.4	229.8	115.000
Clover	100 lb.	0111 .01		329.7	361.7	355.1	122.000
Oilseeds		0183		286.8	251.0	274.9	
Flaxseed	bu.	0101		228.4	236.2	236.2	7.500
Peanuts	lb.	0111 .01		302.3	291.6	291.6	.545
Cottonseed	ton	0121		(³)	(³)	(³)	(³)
Soybeans	bu.	0131 .01		300.7	257.7	287.2	7.890
Other farm products		019		283.5	278.9	278.6	
Green coffee, cocoa beans, and tea		0191		315.6	326.8	326.0	
Green coffee		01		301.3	301.3	301.3	
Santos, no. 4	lb.	0101 .01		302.1	302.1	302.1	1.430
Colombian, Manizales	lb.	0111		319.8	319.8	319.8	1.360
Coffee, ambiz; uganda lb.		0113 .02		298.4	298.4	298.4	1.210
Mexican, washed	lb.	0115		319.8	319.8	319.8	1.275
Cocoa beans		02		402.9	475.3	468.3	

See footnotes at end of table.

Table 6. Producer prices and price indexes for commodity groupings and individual items—Continued

(1967 = 100 unless otherwise indicated)

Commodity	Unit	Commodity code ¹	Other index base	Index			Price
				Nov. 1983 ²	Feb. 1984 ²	Mar. 1984 ²	Mar. 1984
Green coffee, cocoa beans, and tea—Continued							
Accra	lb.	0221		399.0	464.9	463.2	\$1.335
Bahia	lb.	0222		407.9	490.2	474.9	1.240
Tea		03					
Black	lb.	0331.02		315.4	357.7	360.2	1.800
Leaf tobacco							
Leaf tobacco	100 lb.	0101		267.2	263.4	(³)	
Nuts							
Pecans (in shell)	lb.	0101		215.7	(³)	(³)	(³)
Processed foods and feeds							
Cereal and bakery products							
Cereal and bakery products		021		257.6	263.5	267.8	
Bakery products							
Bakery products		0211		265.2	267.0	267.9	
White pan bread		01		291.6	294.8	295.7	
White pan bread, northeast		0106.99	12/68	278.5	280.3	280.5	
White pan bread, north central		0107.99	12/68	280.6	285.8	285.8	
White pan bread, south		0108.99	12/68	272.4	273.8	273.9	
White pan bread, west		0109.99	12/68	247.2	247.8	247.5	
Other bread		04	12/80	284.3	283.7	284.8	
White hearth bread		0401.99	12/80	116.1	118.1	119.1	
Dark wheat bread		0402.99	12/80	110.9	117.3	115.3	
Rye bread		0403.99	12/80	114.3	113.8	118.7	
Other variety bread		0404.99	12/80	115.4	116.3	116.1	
Bread type rolls		05	12/80	128.8	129.6	129.6	
Hamburger and weiner rolls		0501.99	12/80	113.8	116.0	115.8	
English muffins		0503.99	12/80	112.9	114.9	114.7	
Other bread type rolls		0504.99	12/80	119.0	119.5	119.5	
Bread stuffing, croutons, and bread crumbs		06		115.8	118.3	117.6	
Bread stuffing, croutons, and bread crumbs		0601.99	12/80	106.6	106.6	106.6	
Sweet yeast goods		07	12/80	116.3	116.8	117.0	
Yeast raised doughnuts		0701.99	12/80	114.2	115.7	115.7	
Other sweet yeast goods		0702.99	12/80	117.0	117.1	117.4	
Soft cakes		08	12/80	117.7	118.4	118.2	
Snack cakes		0801.99	12/80	116.6	117.6	117.6	
Other soft cakes		0802.99	12/80	120.0	120.1	119.5	
Pies		09	12/80	(³)	118.5	118.5	
Snack pies		0901.99	12/80	115.6	120.5	120.5	
Cake type doughnuts		12					
Cake type doughnuts		1201.99	12/80	114.8	115.2	117.0	
Cookies, crackers, and related products		21		325.7	329.0	331.3	
Cookies, ice cream cones, and toaster pastries		2103.99	06/83	102.2	103.5	103.7	
Crackers, cracker sandwiches and pretzels		2104.99	06/83	103.2	103.9	105.4	
Flour and flour base mixes and doughs							
Flour		0212		201.6	199.9	202.3	
Wheat flour		03		183.8	181.4	184.2	
		0301.99	06/83	96.6	95.9	97.1	
Milled rice							
Milled rice		0213		199.7	198.2	198.2	
Rice, no.2, medium grain	lb.	0101		205.9	205.9	205.9	.175
Rice, no.2, long grain	lb.	0102		190.8	188.4	188.4	.183
Other cereals							
Other cereals		0214		293.5	296.8	296.0	
Macaroni	lb.	0104.03		261.9	261.9	261.9	.637
Commeal, grits and hominy		0106.99	06/83	108.7	104.0	108.1	
Breakfast cereals, ready to serve		0107.99	12/83	(³)	102.4	101.6	
Breakfast cereals, cooked		0109.99	12/83	(³)	101.9	101.5	
Meats, poultry, and fish							
Meats, poultry, and fish		022		234.7	255.6	267.7	
Meats							
Meats		0221		215.8	241.2	239.5	
Beef and veal		01		217.4	248.6	253.8	
USDA choice beef carcasses		0102.99		225.5	263.0	269.8	
USDA utility beef carcasses		0104.99		199.7	226.1	227.5	
USDA good beef carcasses		0106.99		207.9	238.7	262.5	
Other USDA graded and ungraded beef carcasses		0108.99	12/80	85.9	89.3	101.2	
Primal and fabricated beef cuts		0111.99	12/80	88.5	100.1	101.1	
Boneless beef including hamburger		0113.99	12/80	82.4	87.2	89.9	
Variety meats (edible organs)		0115.99	12/80	80.2	86.6	82.8	
Pork		04		198.8	222.6	208.7	
Slab bacon		0419.99	12/80	92.8	105.7	98.3	
Sliced bacon		0421.99		211.4	229.2	217.5	
Hams		0423.99		284.7	283.1	279.6	
Picnics		0424.99		187.1	189.9	186.8	
Boston butts		0425.99	12/70	198.0	234.7	213.4	
Pork loins		0431.99		163.0	207.0	184.5	
Other meats		05		238.9	250.3	250.1	
Frankfurters, skinless, all meat		0563.99		231.3	238.7	239.5	

See footnotes at end of table.

Table 6. Producer prices and price indexes for commodity groupings and individual items—Continued

(1967=100 unless otherwise indicated)

Commodity	Unit	Commodity code ¹	Other index base	Index			Price
				Nov. 1983 ²	Feb. 1984 ²	Mar. 1984 ²	Mar. 1984
Meats—Continued		0221					
Bologna, all meat		0565 .99		242.6	252.3	251.9	
Fresh pork sausage, roll, artificial casing		0567 .99		252.9	290.8	287.4	
Processed poultry		0222		203.8	215.6	218.2	
Young chicken		03		196.9	209.7	211.7	
Whole broilers, wet ice, grade A, bulk		0316 .99	12/69	189.1	201.1	203.9	
Other wet ice pack bulk broilers		0317 .99	12/81	119.9	129.5	130.1	
Dry ice pack broilers		0318 .99	12/81	124.2	134.4	135.1	
Tray pack broilers		0319 .99	12/81	115.6	123.0	124.4	
Frozen broilers		0321 .99	12/81	127.4	130.3	130.6	
Mature chicken: hens/low		05	12/81	148.9	170.1	167.1	
Turkeys		06		190.4	193.0	199.1	
Whole young hens, grade A, frozen		0602 .99		177.1	177.8	181.5	
Whole young toms, grade A frozen		0603 .99		212.9	206.3	210.1	
Other young turkey		0604 .99	12/81	112.7	123.0	127.3	
Further processed poultry/small game		08	12/81	108.3	111.8	113.9	
Turkey, cooked or smoked		0804 .99	12/81	108.9	109.2	111.6	
Chicken, cooked or smoked		0805 .99	12/81	106.0	110.9	112.2	
Unprocessed and packaged fish		0223		445.4	436.6	588.4	
Unprocessed fin fish		01		428.0	377.3	916.6	
Haddock	100 lb.	0101		706.5	430.3	1284.6	\$200.000
Halibut	lb.	0102		698.4	454.6	442.5	1.830
Fresh packaged fish and seafood		02		561.3	584.8	656.0	
Fresh packaged fish and seafood		0209 .99	12/82	109.2	113.7	127.6	
Frozen packaged fish and seafood		03		509.8	497.5	497.6	
Frozen packaged fish, excluding shellfish		0311 .99	12/82	97.3	94.1	94.4	
Frozen packaged shellfish and other seafood		0313 .99	12/82	106.5	104.4	104.3	
Canned fish		04		324.3	323.6	322.4	
Salmon, no. 1 tall can	case/48	0425		233.7	240.1	232.3	67.000
Tuna, 6 1/2 oz. can	case/48	0426 .01		310.9	308.9	308.9	34.690
Sardines, Maine, 3 1/4 oz. can	case/100	0427		363.3	363.3	363.3	42.000
Dairy products		023		251.4	248.6	249.0	
Fluid milk products		0231		199.8	199.3	199.5	
Packaged fluid milk and related products		03	12/82	99.9	99.8	99.8	
Fluid whole milk		0301 .99		199.3	199.0	198.9	
Lowfat milk (1/2-2%)		0302 .99	12/82	100.1	100.3	100.0	
Skim milk		0303 .99	12/82	99.7	100.1	100.2	
Cream: light, heavy, sour, half & half, and whipped		0304 .99	12/82	100.4	100.1	100.3	
Cottage cheese		04	12/82	101.0	100.4	100.8	
Cottage cheese		0401 .99	12/82	101.0	100.4	100.8	
Other milk products		05	12/82	101.8	99.9	101.9	
Other milk products		0501 .99	12/82	101.8	99.9	101.9	
Butter		0232		228.5	219.2	220.2	
Grade A and AA, New York	lb.	0111 .01		232.2	222.4	224.0	1.723
Grade A and AA, Chicago	lb.	0112		221.8	212.2	213.1	1.423
Grade A and AA, San Francisco	lb.	0113		230.1	222.0	222.0	1.770
Natural and processed cheese		0233		316.2	309.0	309.5	
Natural cheese, except cottage cheese		02	06/81	102.1	99.6	99.9	
American-type cheese		0211 .99	06/81	102.0	98.9	98.2	
Italian-type cheese		0221 .99	06/81	101.3	99.0	99.1	
Swiss cheese		0231 .99	06/81	102.3	101.5	101.7	
Other natural cheese, except cottage		0251 .99	06/81	102.8	99.6	99.3	
Processed cheese and related products		03	06/81	102.9	100.7	100.8	
Processed cheese		0311 .99	12/72	221.7	214.7	214.6	
Cheese food		0313 .99	06/81	105.9	105.8	106.3	
Cheese spread		0315 .99	06/81	106.2	106.2	106.5	
Ice cream and frozen desserts		0234		240.8	242.5	244.0	
Ice cream and ices		02	06/83	100.7	101.4	102.1	
Ice cream and ices		0201 .99	06/83	100.7	101.4	102.1	
Condensed and evaporated milk		0235		413.2	403.5	403.4	
Dry milk products		02					
Dry milk products		0201 .99	12/83	(?)	99.5	99.3	
Liquid milk products		03	12/83	(?)	100.0	100.0	
Processed fruits and vegetables		024		280.9	291.8	293.2	
Canned fruits and juices		0241		294.0	311.0	310.5	
Canned fruits		01		263.1	272.8	268.1	
Applesauce		0101 .99		250.6	256.0	256.5	
Apples		0102 .99	06/81	100.2	99.6	99.2	
Fruits for salads		0122 .99	06/81	106.3	108.7	108.7	
Fruit pie fillings		0123 .99	06/81	116.6	120.5	115.9	
Olives		0125 .99	06/81	112.7	112.4	115.9	

See footnotes at end of table.

Table 6. Producer prices and price indexes for commodity groupings and individual items—Continued

(1967 = 100 unless otherwise indicated)

Commodity	Unit	Commodity code ¹	Other index base	Index			Price
				Nov. 1983 ²	Feb. 1984 ²	Mar. 1984 ²	Mar. 1984
Canned fruits and juices—Continued							
Peaches		0241					
Pears		0126 .99		310.5	326.2	317.9	
Canned fruit juices		0131 .99		232.9	238.7	238.1	
Orange juice, single strength		02		342.4	371.1	377.4	
Pineapple juice		0241 .99		373.2	440.9	451.2	
Grapefruit juice		0251 .99		508.2	535.1	535.1	
Apple juice		0253 .99		312.2	334.3	348.4	
Other whole fruit juices and mixtures		0255 .99		361.1	369.0	369.0	
		0259 .99	06/81	105.4	110.6	112.8	
Frozen fruits, juices and ades							
Frozen fruits		0242		303.0	333.9	341.9	
Frozen blueberries		02	06/81	112.8	113.0	113.0	
Frozen oranges and ades		0206 .99	06/81	114.5	115.5	115.5	
Frozen orange juice		03	06/81	91.2	103.3	106.4	
Frozen lemonade		0301 .99		303.8	356.5	369.5	
Frozen grape juice		0302 .99	06/81	90.9	97.7	97.5	
Grapefruit juice		0303 .99	06/81	108.3	101.2	101.2	
Other frozen fruit and berry juice, concentrate		0304 .99	06/81	71.6	82.5	90.5	
Citrus pulp		0311 .99	06/81	98.1	99.8	100.8	
		0321 .99	06/81	82.8	83.2	83.2	
Dried and dehydrated fruits							
Prunes		0243		406.5	404.6	405.5	
Raisins		0101 .99	12/67	281.7	281.7	284.1	
Dates		0102 .99	12/67	434.1	425.7	423.6	
Apples		0103 .99	12/82	108.3	108.9	113.3	
Other dried and dehydrated fruit		0104 .99	12/82	104.5	107.2	107.2	
		0111 .99	12/82	102.4	104.7	103.9	
Canned vegetables and juices							
Beets		0244		249.9	254.4	258.6	
Carrots		0103 .99	06/81	111.7	113.1	123.0	
Sweet corn whole kernel		0104 .99	06/81	95.7	94.8	94.8	
Fresh lima beans		0107 .99		217.5	216.7	217.8	
Green peas		0109 .99	06/81	109.3	106.6	108.9	
Beans, green and wax		0111 .99		226.6	238.6	250.3	
Vegetable combinations		0117 .99		212.2	218.9	218.6	
Tomatoes		0125 .99	06/81	111.9	112.1	112.1	
Tomato paste		0126 .99		242.4	263.8	263.3	
Tomato pulp and puree		0128 .99	06/81	111.8	109.9	109.9	
Tomato sauce		0131 .99	06/81	110.2	111.7	110.9	
Catsup		0133 .99		263.4	262.8	261.0	
Tomato juice		0137 .99		273.6	269.9	297.2	
Mushrooms		0141 .99		284.7	290.5	286.7	
White potatoes		0144 .99	12/67	203.0	205.8	200.7	
		0146 .99	06/81	106.5	106.8	116.5	
Frozen vegetables							
Frozen green peas		0245		283.8	284.2	(?)	
Frozen green beans		0101 .99		319.9	319.9	319.9	
Frozen broccoli		0103 .99	06/81	108.3	111.8	109.9	
Frozen Brussels sprouts		0104 .99	06/81	99.8	100.7	100.7	
Frozen French fried potatoes		0105 .99	06/81	105.4	107.8	107.8	
Other frozen potato products		0108 .99		293.5	292.3	(?)	
Frozen cauliflower		0109 .99	06/81	106.0	105.6	107.7	
Frozen succotash		0111 .99	06/81	102.0	103.1	103.1	
Other frozen combinations		0113 .99	06/81	96.5	117.6	118.8	
Frozen carrots		0115 .99	06/81	112.8	112.5	107.3	
Frozen sweet cut corn, yellow		0116 .99	06/81	105.7	101.8	101.8	
Frozen sweet cob corn, yellow		0117 .99	06/81	110.0	101.2	101.2	
Frozen southern greens		0118 .99	06/81	112.1	111.5	110.4	
Other frozen vegetables		0119 .99	06/81	114.0	120.7	120.7	
		0121 .99	06/81	109.8	111.2	111.7	
Dried and dehydrated vegetables							
Potatoes, instant mashed		0246		(?)	(?)	(?)	
Onions		0101 .99	12/67	96.6	(?)	89.8	
Other dried and dehydrated vegetables		0103 .99	12/82	97.9	(?)	96.4	
		0111 .99	12/82				
Sugar confectionery							
Raw cane sugar		025		297.7	300.6	299.3	
Raw cane sugar		0252					
		0101 .99		314.1	315.7	314.8	
Refined sugar							
Granulated sugar		0253		173.9	173.4	174.2	
Consumer units and individual services		03	12/77	107.5	107.2	107.6	
Commercial units and bulk		0301 .99	06/82	108.9	105.6	107.7	
Confectioners' powdered sugar		0302 .99	06/82	106.9	107.8	107.5	
Confectioners' powdered sugar		04					
Liquid sugar or sugar syrup		0401 .99	06/82	106.2	106.4	109.0	
		06	06/82	110.5	110.6	110.9	
Confectionery materials							
Honey, extracted	lb.	0254	12/77	151.7	156.1	146.3	
		0101 .01		316.1	299.7	(?)	

See footnotes at end of table.

Table 6. Producer prices and price indexes for commodity groupings and individual items—Continued

(1987 = 100 unless otherwise indicated)

Commodity	Unit	Commodity code ¹	Other index base	Index			Price	
				Nov. 1983 ²	Feb. 1984 ²	Mar. 1984 ²	Mar. 1984	
Confectionery materials—Continued								
Corn syrup	100 lb.	0254 0103 .01		236.2	236.2	215.6	\$10.110	
Chocolate coatings		0104 .99	06/83	101.0	104.2	103.1		
Other chocolate and cocoa products		0105 .99	06/83	103.2	(?)	110.1		
Confectionery end products								
Chewing gum	case	0255 02	12/77	141.2	144.0	144.9	196.465	
Chewing gum		0201		344.6	344.6	344.6		
Candy and nuts		03	06/83	101.7	104.0	104.8		
Chocolate and chocolate-type confectionery products		0301 .99	06/83	99.8	102.8	103.2		
Nonchocolate-type confectionery products		0302 .99	06/83	100.9	102.6	102.9		
Other confectionery products		0303 .99	06/83	106.8	108.2	110.3		
Beverages and beverage materials								
Alcoholic beverages								
Malt beverages								
Bottled beer		0261 01		207.1	208.7	207.8		
Canned beer		0101 .99		204.7	208.6	208.9		
Barrels and kegs		0103 .99		205.3	206.3	207.9		
Other malt beverages		0105 .99	06/82	200.8	206.0	205.7		
Distilled liquor, except brandy		0107 .99	06/82	98.7	103.3	102.1		
Bottled liquor, except brandy		02		102.8	103.2	104.3		
Wines, brandy and brandy spirits		0215 .99	06/83	189.4	186.1	184.1		
Grape table wines		04	12/83	101.8	99.7	98.7		
Dessert wines		0431 .99	12/83	(?)	100.1	98.9		
Sparkling wines		0434 .99	12/83	(?)	100.7	96.2		
		0435 .99	12/83	(?)	270.4	270.9		
				(?)	100.0	103.4		
Soft drinks								
Cola, excluding diet cola		0262 01		330.1	334.5	337.1		
Cola, bottled, excluding diet cola		0106 .99		341.1	346.2	348.6		
Cola, cans, excluding diet cola		0121 .99	06/81	345.7	353.7	354.8		
Cola, bulk, excluding diet cola		0131 .99	06/81	106.3	105.8	107.6		
Other carbonated drinks		05	06/81	101.6	101.2	102.2		
Carbonated orange soda		0502 .99	06/81	108.8	110.2	111.0		
Lemon, lime and lemon-lime		0502 .99	06/81	104.2	106.2	107.4		
Root beer and sarsaparilla		0503 .99	12/68	272.4	275.9	279.0		
Ginger ale		0504 .99	06/81	109.5	110.2	110.8		
Carbonated grape soda		0505 .99		306.8	315.3	315.7		
Club soda		0506 .99	06/81	103.1	110.2	112.6		
Other carbonated nondiet soda		0507 .99		214.8	214.8	214.8		
Diet cola		0509 .99	06/81	108.6	109.6	109.7		
Other carbonated diet soda		0511 .99	06/81	111.0	111.0	111.8		
Other carbonated diet soda		0519 .99	06/81	113.5	114.1	114.5		
Noncarbonated soft drinks		06	06/81	104.5	104.4	106.5		
Other noncarbonated fruit drinks and ades		0609 .99	06/81	106.5	106.4	109.5		
Packaged beverage materials								
Coffee (whole bean, ground, & instant)		0263 01		328.2	339.5	338.5		
Ground roasted coffee		0101 .99		340.5	352.0	350.7		
Soluble (instant) coffee		0103 .99		347.8	361.4	358.9		
Cocoa		02		317.2	322.3	324.0		
Tea		03		218.8	231.2	231.2		
Bags	lb.	0311 .03		219.0	232.6	232.6		
Loose	lb.	0312 .10		232.9	241.6	241.6		
Other beverage materials								
Malt	34 lb.	0264 0101 .01		229.7	229.1	229.5		4.529
Flavoring syrup (fountain)	gal.	0103 .04		241.6	241.6	241.6		
Kola syrup, for use by bottlers	gal.	0105 .08	12/68	205.8	205.8	205.8		
Corn grits and flakes (for brewer's use)		0107 .99	06/83	202.3	202.3	202.3		
Fats and oils								
Animal fats and oils								
Lard commercial sizes (over 3 lbs)		0271 0103 .99	12/80	274.5	269.1	282.5		
				336.7	348.8	366.1		
Crude vegetable oils								
Soybean oil, crude, not degummed		0272 0101 .99		228.7	220.3	247.7		
Soybean oil, crude, degummed		0105 .99	06/80	250.7	226.2	263.8		
Cottonseed oil	lb.	0111 .01		114.3	103.9	124.0		
Peanut oil	lb.	0121 .01		165.6	157.2	168.4		
Corn oil	lb.	0131 .01		404.2	377.9	388.0		
Coconut oil	lb.	0141 .02		247.0	222.7	233.8		
Shortening and cooking oils								
Shortening, consumer sizes		0274 0102 .99	12/81	291.5	285.7	290.9		
Shortening, animal or veg/animal, commercial sizes		0104 .99	12/81	123.1	119.7	120.8		
Shortening, 100% vegetable, commercial sizes		0106 .99		(?)	(?)	(?)		
Margarine		0121 .99		251.1	250.4	265.2		
Salad and cooking oils		0133 .99	12/81	287.0	275.1	279.7		
All other fully refined oils		0165 .99	12/81	125.1	117.0	117.8		
				118.0	115.9	118.0		

See footnotes at end of table.

Table 6. Producer prices and price indexes for commodity groupings and individual items—Continued

(1967 = 100 unless otherwise indicated)

Commodity	Unit	Commodity code ¹	Other index base	Index			Price
				Nov. 1983 ²	Feb. 1984 ²	Mar. 1984 ²	Mar. 1984
Miscellaneous processed foods		028		264.8	275.3	274.7	
Jams, jellies, and preserves		0281		300.7	317.7	312.0	
Strawberry jams and preserves		0101 .99		325.8	325.4	325.4	
Other jams and preserves		0103 .99	06/81	111.3	117.4	111.5	
Grape jellies		0111 .99		289.9	272.6	272.6	
Other jellies		0117 .99	06/81	103.5	132.6	132.6	
Pickles and pickle products		0282		312.5	315.3	316.5	
Dill or sour pickles		0101 .99		307.3	310.8	310.0	
Fresh cucumber pickles		0102 .99		(³)	(³)	(³)	
Sweet pickles		0103 .99	06/81	112.8	113.7	113.7	
Other finished pickle products		0104 .99	06/81	110.7	111.3	111.2	
Processed eggs		0283		223.9	277.3	251.9	
Frozen or liquid whole eggs		0101 .99		229.0	292.8	248.9	
Dried whole eggs		0102 .99		205.1	258.3	259.2	
Canned specialties		0284		243.5	243.4	244.8	
Canned dry beans		0102 .99	12/82	98.0	99.2	99.9	
Canned specialty foods		0103 .99	12/82	101.4	100.8	101.7	
Canned soups		0104 .99	12/82	105.0	105.3	105.5	
Frozen specialties		0285		255.7	259.7	259.5	
Frozen pies and other baked goods		0109 .99	12/82	109.3	110.3	110.3	
Frozen dinners, meat pies, ethnic foods		0111 .99	12/82	105.0	107.1	107.4	
Other frozen specialties		0113 .99	12/82	101.6	103.1	102.5	
Meat sauces		0286	06/81	(³)	(³)	(³)	
Meat sauces		01	06/81	(³)	(³)	(³)	
Other sauces		0102 .99	06/81	(³)	(³)	(³)	
Other miscellaneous processed foods		0289		262.4	278.3	277.9	
Salad dressings		0101 .99	06/81	123.5	123.1	123.1	
Mayonnaise		0103 .99		264.2	261.6	261.3	
Other spoon-type dressings		0105 .99	06/81	110.7	111.3	115.3	
French dressing		0108 .99	06/81	108.0	111.9	111.9	
Other pourable-type dressings		0113 .99	06/81	106.6	108.0	108.0	
Pepper, whole, black	lb.	0131		217.6	259.3	259.3	\$0.995
Peanut butter, 12 oz. jar	doz.	0141 .03		281.4	287.3	281.4	
Prepared animal feeds		029		252.1	231.1	235.3	
Grain by-product feeds		0291		250.9	214.0	218.6	
Wheat mill feed		0103 .99	06/83	143.7	109.3	119.6	
Corn mill feed		0105 .99	06/83	110.0	99.1	101.2	
Gluten feed, corn		0107		279.3	248.3	237.9	115.000
Vegetable cake and meal feeds	ton	0292		300.4	248.2	263.5	183.500
Cottonseed meal		0101		292.6	226.3	240.7	
Soybean meal		0111 .99		298.2	248.0	263.2	
Formula feeds		0293		240.9	225.7	227.5	
Broiler feed, complete		0101 .99		238.7	225.8	226.6	
Egg layer feed		0103 .99		249.5	235.8	235.2	
Starter-grower feed, complete		0105 .99	12/80	92.9	86.3	86.2	
Turkey feed, complete		0107 .99	12/80	97.7	88.6	93.3	
Other poultry feed		0109 .99	12/80	96.0	(³)	(³)	
Dairy feed		0121 .99		240.1	223.6	224.2	
Beef cattle feed		0131 .99		220.2	210.0	211.7	
Swine feed		0141 .99		237.7	218.4	223.2	
Horse & mule feed		0151 .99	12/80	116.7	111.4	112.3	
Miscellaneous feedstuffs		0294		220.0	218.3	218.3	
Other than pet food		03	12/79	107.5	104.7	104.7	
Meat meal and meat and bone meal		0301 .99		270.5	248.4	249.2	
Dry rendered tankage		0303 .99		230.9	229.4	239.9	
Fish scrap and meal		0305 .99		350.7	(³)	(³)	
Grain, ground, rolled		0307 .99	12/80	104.4	103.9	104.0	
Mineral mixture		0309 .99	12/80	106.4	102.3	104.9	
Sugar beet pulp, all forms		0313 .99	06/82	137.4	140.6	127.3	
Textile products and apparel		03		207.7	209.3	209.9	
Synthetic fibers		031	12/75	159.3	161.5	161.2	
Unprocessed filament yarns		0315	12/75	162.0	164.5	166.9	
Non-cellulosic		02		168.9	171.4	173.2	
Nylon textile yarn, selected deniers		0214 .99	06/81	101.0	103.8	105.3	
Polyester textile yarn, deniers 56-89; 145-179		0221 .99	12/69	171.2	172.0	176.1	
Fibrous glass yarn		0231 .99	12/75	200.7	205.8	209.3	

See footnotes at end of table.

Table 6. Producer prices and price indexes for commodity groupings and individual items—Continued

(1967 = 100 unless otherwise indicated)

Commodity	Unit	Commodity code ¹	Other index base	Index			Price
				Nov. 1983 ²	Feb. 1984 ²	Mar. 1984 ²	Mar. 1984
Unprocessed filament yarns—Continued		0315					
Unprocessed filament, ex. nylon, polyester and glass		0233 .99	06/83	102.7	(?)	(?)	
Staple, tow, and fiberfill		0318	06/81	100.0	101.1	98.3	
Cellulosic		01					
Viscose		0101	12/75	161.9	162.5	162.9	\$0.858
Non-cellulosic		02	06/81	100.3	101.5	98.2	
Nylon and aramid		0201 .99	06/81	115.1	115.5	113.0	
Acrylic and modacrylic		0202 .99	06/81	91.4	91.5	82.4	
Polyester		0203 .99	06/81	96.8	99.3	99.3	
Other non-cellulosic staple, tow, and fiberfill		0211 .99	06/81	109.2	111.8	112.0	
Processed yarns and threads		032	12/75	141.7	144.0	143.8	
Yarns		0326	12/75	139.1	141.5	141.3	
Cotton		01		243.6	246.2	246.5	
Gray combed cotton yarn		0102 .99	12/82	104.2	104.6	104.5	
Gray carded cotton yarn		0104 .99	12/82	102.8	104.0	104.2	
Finished cotton yarn		0107 .99	12/82	101.2	103.3	104.1	
Wool		02		189.1	189.1	189.1	
Wool machine, knitting yarn		0221 .99	12/75	174.8	175.2	175.2	
Wool carpet and rug yarn		0223 .99	12/82	99.8	99.8	99.8	
Synthetic		03	12/75	135.6	138.4	138.1	
Rayon and/or acetate yarn		0301 .99	12/82	101.0	102.1	102.1	
Acrylic and/or modacrylic yarn		0303 .99	12/82	97.7	97.7	97.7	
Polyester spun yarn		0305 .99	12/82	104.8	105.4	105.7	
Textured polyester filament yarn		0307 .99	12/82	107.9	117.0	118.7	
Textured nylon filament yarn		0309 .99	12/82	103.1	103.5	100.9	
Textured yarns except nylon and polyester		0311 .99	06/83	103.4	103.8	103.8	
Other synthetic yarn		0313 .99	06/83	103.0	103.4	103.4	
Threads		0327	12/75	173.0	173.0	173.0	
Cotton		01		305.8	305.8	305.8	
Cotton thread, industrial use	cone	0101 .02	12/75	182.2	182.2	182.2	6.130
Synthetic		03	12/75	152.8	152.8	152.8	
Polyester thread, industrial use	cone	0322 .01	12/75	158.6	158.6	158.6	5.745
Corespun thread, industrial use	cone	0331	12/75	158.1	158.1	158.1	7.526
Gray fabrics		033	12/75	151.4	152.8	152.9	
Broadwovens		0337	12/75	151.7	153.1	153.2	
Cotton		01	12/75	156.7	159.2	158.1	
Plain printcloth		0101 .99	12/75	148.0	153.3	154.9	
Sheeting		0103 .99	12/75	147.7	159.8	140.2	
Cotton duck & allied fabrics		0109 .99	06/76	168.4	169.1	169.1	
Drill		0111 .99	12/75	145.7	147.4	141.7	
Sateen		0113 .99	12/75	117.6	(?)	(?)	
Corduroy		0117 .99	12/80	86.7	(?)	(?)	
All other gray cotton fabrics		0119 .99	12/80	117.7	117.7	118.4	
Synthetic		03	12/75	151.5	150.9	151.8	
100% filament nylon taffeta		0341 .99	12/75	140.0	142.8	147.1	
100% spun polyester/cotton broadcloth		0359 .99	06/81	109.7	110.1	112.5	
100% spun polyester/cotton twill		0361 .99	06/81	(?)	(?)	(?)	
100% spun polyester/cotton plain print cloth		0363 .99	12/75	145.9	148.1	150.7	
100% spun polyester/cotton, other weaves		0367 .99	06/81	107.7	101.9	100.6	
100% spun polyester/rayon fabric		0369 .99	06/81	107.6	105.6	104.3	
Speciality fabric		0371 .99	06/81	96.5	98.5	100.0	
Other		04		144.1	168.0	168.0	
Burlap	yd.	0461 .01		115.4	118.9	118.9	30.550
Knits		0338	12/75	147.6	149.6	148.8	
Circular knits, except hosiery		03	06/81	96.2	97.2	97.2	
Circular knits, except hosiery		0301 .99	06/81	96.2	97.2	97.2	
Warp knits, except hosiery		0401 .99	06/81	102.2	(?)	102.7	
Finished fabrics		034	12/75	124.4	126.3	127.1	
Broadwovens		0342	12/75	138.9	141.9	143.0	
Cotton		01	12/75	147.5	150.7	155.0	
Dyed and finished denim		0123 .99	12/82	108.3	110.2	111.2	
Printed and finished fabrics		0125 .99	12/82	99.9	102.0	104.6	
Other finished fabrics		0126 .99	12/82	99.4	100.2	99.7	
Wool		02		187.2	191.3	191.6	
Women's wool/nylon sportswear fabric	yd.	0221 .05	12/75	164.0	168.6	167.8	5.806
Men's wool outer jacketing	yd.	0232 .03	06/76	148.8	150.7	152.9	6.437
Synthetic		03	12/75	125.1	127.7	127.1	
Polyester/cotton blend dyed and finished fabrics		0372 .99	12/82	99.4	102.1	101.8	
Dyed and finished fabrics, except poly/cotton blends		0373 .99	12/82	99.8	102.2	101.1	
Printed and finished fabrics		0374 .99	12/82	(?)	92.7	(?)	
Other finished fabrics		0375 .99	12/82	105.0	109.4	109.0	

See footnotes at end of table.

Table 6. Producer prices and price indexes for commodity groupings and individual items—Continued

(1967 = 100 unless otherwise indicated)

Commodity	Unit	Commodity code ¹	Other index base	Index			Price
				Nov. 1983 ²	Feb. 1984 ²	Mar. 1984 ²	Mar. 1984
Knits		0343					
Circular knit outerwear fabric		04	12/75	108.3	107.8	108.5	
100% spun yarn single knits		0403.99	06/81	97.5	96.5	96.5	
100% filament yarn interlock or eightlock dbl. knits		0409.99	06/81	98.5	102.3	102.4	
100% spun yarn interlock or eightlock double knits		0413.99	06/81	97.1	97.4	97.0	
Other circular knit fabric		05	06/81	99.4	(?)	(?)	
High pile fabric		0503.99	12/75	97.6	(?)	99.2	
Warp knit outerwear fabric		06	06/81	138.1	137.8	140.8	
Warp knit underwear and nightwear fabric		07	06/81	97.2	97.2	101.4	
Chiefly nylon tricot, simplex, & milanese fabrics		0703.99		98.4	98.4	99.6	
Other warp knit fabric		0801.99	06/81	165.2	165.2	165.4	
				104.3	104.4	104.4	
Apparel & other fabricated textile prods		038	12/77	133.6	134.0	134.6	
Apparel		0381		199.4	199.8	200.7	
Women's		01		179.0	178.1	179.8	
Skirt suits, including uniform		0102.99		156.7	156.7	156.7	
Women's unit priced dresses		0113.99	12/77	127.6	126.0	126.5	
Skirts, including uniforms		0122.99	12/77	125.3	123.0	126.4	
Slacks		0134.99	06/83	98.8	95.1	95.1	
Blouses, waist & shirts ex knit sport & sweat shirts		0152.99	12/77	142.3	132.7	143.6	
Separate tailored suit-type jackets, incl. uniforms		0162.99	12/77	115.0	115.0	115.0	
Tailored coats, ex. fur, all leather & raincoats		0163.99		142.7	145.3	146.8	
Brassieres		0174.99		223.0	228.0	231.5	
Girdles, corsets, combinations and accessories		0175.99		176.2	187.9	188.1	
Panties		0176.99	12/77	151.4	154.3	153.8	
Slips, half slips, and petticoats		0177.99	12/77	145.0	150.7	140.4	
Nightwear		0178.99		158.6	160.5	161.6	
Underwear, except slips and panties		0181.99	06/83	100.0	100.8	105.3	
Men's and boys'		02		224.4	225.4	225.8	
Men's reg. wt. bus. suit, cotton or cotton blend		0205.99	12/80	117.5	(?)	118.6	
Men's reg. wt. business suit, other fabrics		0206.99	12/80	109.0	109.3	109.3	
Men's lt. wt. bus. suit, cotton or cotton blend		0207.99	12/80	114.7	113.9	113.9	
Men's lt. wt. business suit, other fabrics		0208.99	12/80	(?)	(?)	(?)	
Men's trousers, except uniform, chiefly wool		0211.99	12/81	103.9	104.6	104.6	
Men's trousers, except uniform, chiefly cotton		0213.99	12/81	107.0	103.8	103.8	
Men's trousers, except uniform, other fabrics		0215.99	12/81	104.9	105.1	105.4	
Men's denim jeans and jean cut casual slacks		0217.99	12/81	101.9	101.8	101.9	
Men's corduroy jean and jean cut casual slacks		0218.99	12/81	98.9	99.7	99.7	
Men's jeans and jean cut casual slacks		0219.99	12/81	102.8	102.8	103.2	
Men's washable service apparel		0221.99	12/81	100.7	105.8	102.8	
Men's one-piece work suits		0222.99	12/81	99.5	100.8	100.8	
Men's work pants		0225.99		243.4	246.7	244.5	
Men's dungarees and overalls		0227.99	12/77	147.0	149.8	150.3	
Men's and boys' work shirts		0228.99	06/83	100.0	102.7	102.9	
Men's other work clothing		0229.99	06/83	101.5	102.8	103.3	
Men's knit pullover golf apparel		0239.10	12/77	141.5	(?)	(?)	
Men's bus. type sport coat, cotton or cotton blend		0255.99	12/80	112.4	114.4	115.4	
Men's business type sport coat, other fabrics		0256.99	12/80	112.2	110.8	111.4	
Men's/boys' nontailored heavy jackets & coats, m/ps		0261.99	12/83	(?)	101.8	102.0	
Men's light weight outer coat		0263.02	12/77	146.1	146.1	146.1	
Men's socks		0272.03	12/77	150.4	154.6	154.6	
Men's and boy's knit undershirts		0274.99		267.2	268.1	268.1	
Men's and boy's knit shorts and briefs		0275.99	12/77	139.4	139.3	139.3	
Men's and boys' thermal underwear and union suits		0277.99	06/82	105.3	105.3	107.2	
Men's and boy's neckwear		0282.99	12/73	129.7	133.3	133.4	
Men's and boys' work gloves and mittens		0287.04		300.1	307.6	312.3	
Boys' dress and sport trousers		0292.99	12/81	96.1	94.4	94.4	
Boys' denim jeans and jean-cut casual slacks		0293.99	12/81	97.4	104.1	102.7	
Boys' jeans & jean-cut casual slacks, other fabrics		0294.99	12/81	110.4	99.8	99.6	
Boys' work clothing, except jeans and work shirts		0295.99	12/81	111.6	111.6	111.6	
Men's and boys' knit sport shirts		0296.99	06/83	95.5	95.2	95.8	
Men's and boys' dress and woven sport shirts		0299.99	06/83	99.3	99.3	99.5	
Girls', children's and infants'		03		198.2	202.4	202.6	
Knee socks		0364.03	12/77	140.5	142.6	143.8	
Underwear		0368.99	06/82	105.0	107.7	107.7	
Nightwear		0369.99	06/82	101.6	105.7	105.7	
Miscellaneous apparel and accessories		04					
Fur products		0407.99	12/83	(?)	99.8	100.4	
Textile housefurnishings		0382		234.4	236.2	237.1	
Bed clothes		01	12/77	134.1	135.4	135.4	
Bedspreads and bedsets		0102.99		249.9	250.1	250.2	
Flat sheets, except crib size	per unit	0132.01	12/77	130.5	132.4	131.8	
Fitted sheets, except crib size	per unit	0133.02	12/77	134.0	138.1	136.7	
Pillowcases	per unit	0152.04	12/77	132.7	130.8	134.8	
Other textile housefurnishings		03	06/83	99.4	100.1	100.7	
Towels and washcloths		0303.99	12/75	169.9	173.0	174.9	
Other textile housefurnishings, n.e.c.		0311.99	06/83	98.9	98.2	98.9	
Fabricated products, n.e.c.		0383	12/77	134.9	135.1	135.1	

See footnotes at end of table.

Table 6. Producer prices and price indexes for commodity groupings and individual items—Continued

(1967 = 100 unless otherwise indicated)

Commodity	Unit	Commodity code ¹	Other index base	Index			Price
				Nov. 1983 ²	Feb. 1984 ²	Mar. 1984 ²	Mar. 1984
Fabricated products, n.e.c.—Continued		0383					
Camping equipment		02					
Camping tents	per unit	0212 .03	12/77	135.8	136.9	136.9	
Industrial products		03	12/77	(?)	134.9	134.9	
Men's/boys' suit, coat findings & hat, cap trimmings		0305 .99	12/83	(?)	100.0	100.0	
Automotive trimmings		0308 .99	12/83	(?)	99.6	99.6	
Other trimmings and findings		0311 .99	12/83	(?)	100.3	101.5	
Cordage, twine and rope	per unit	0322 .07		255.0	255.1	255.1	
Hides, skins, leather, and related products		04		277.0	283.2	287.0	
Hides and skins		041					
Cattle hides		0411		445.7	495.7	513.2	
Packer, branded cow		0102 .99		370.4	408.1	418.0	
Packer, native steer, heavy		0111 .99		469.9	469.5	486.4	
Packer, butt brander		0114 .99	12/80	126.1	119.0	129.0	
Other cattle hides		0116 .99	12/80	113.7	135.0	137.8	
Leather		042		340.5	361.3	372.6	
Finished cattlehide and kipside leather		0421		343.2	358.2	365.5	
Sole leather		01		(?)	(?)	(?)	
Light bends		0101 .01		(?)	(?)	(?)	
Upper leather, including patent		02		324.7	342.1	349.1	
Dress and casual shoe		0201 .99	06/81	105.7	111.9	114.2	
Other upper leather		0202 .99	06/81	111.0	114.2	116.5	
Other grains except offal		03	06/81	109.2	110.8	111.7	
Bag, case, and strap leather		0301 .99	06/81	102.5	110.8	112.7	
Garment leather		0302 .99	06/81	106.8	111.3	117.5	
Other grains		0304 .99	06/81	109.0	107.6	106.4	
Finished splits		04	06/81	94.5	113.6	124.7	
Finished splits		0401 .99	06/81	94.5	113.6	124.7	
Finished sheep and lamb leather		0423		(?)	352.8	352.8	
Garment leather		0103 .99	12/69	392.4	397.5	397.5	
Rough, crust, and wet blue		0425					
Rough, crust, and wet blue		01	06/81	109.4	149.7	178.5	
Rough, crust, and wet blue		0101 .99	06/81	109.4	149.7	178.5	
Footwear		043		251.3	251.6	253.3	
Men's footwear		0431		286.8	289.8	291.9	
Men's leather upper footwear		01		287.8	291.1	292.8	
Dress and casual shoes		0113 .99	12/80	107.4	108.4	108.4	
Boots		0115 .99	12/80	111.3	111.8	111.8	
Work shoes or boots		0117 .99	12/80	109.7	111.9	114.4	
Other leather upper footwear		0119 .99	12/80	104.6	108.4	108.4	
Men's non-leather upper footwear		03					
Men's plastic upper footwear		0301 .99	12/80	103.8	103.9	106.1	
Women's footwear		0432		229.6	226.7	228.4	
Women's leather upper footwear		01		224.3	221.3	223.1	
Dress shoes		0101 .99	12/80	104.3	105.9	107.1	
Casual shoes		0103 .99	12/80	102.3	101.9	102.4	
Sandals		0105 .99	12/80	102.2	89.3	92.4	
Boots		0107 .99	12/80	109.1	112.4	111.0	
Other leather upper footwear		0109 .99	12/80	112.4	(?)	113.3	
Women's plastic upper footwear		03	12/80	102.9	102.5	103.1	
Dress shoes		0301 .99	12/80	106.1	106.0	106.8	
Casual shoes		0303 .99	12/80	110.1	112.5	113.4	
Sandals		0305 .99	12/80	72.9	61.9	61.6	
Children's footwear (size 8 1/2 - 12)		0433		209.2	214.0	214.2	
Children's leather upper footwear		0141 .99	06/80	112.6	116.8	116.9	
Misses' footwear (size 12 1/2 - 2 1/2)		0434		101.1	102.7	102.7	
Misses' leather upper footwear		0147 .99	06/80	100.4	102.9	102.9	
Youths', boys' ftwear. (size 12 1/2-8)		0435		117.9	120.0	120.0	
Youths' and boys' leather upper footwear		0153 .99	06/80	113.2	116.2	116.2	
Infants', babies' ftwear. (size 1-8)		0436		112.0	114.4	115.7	
Infants' and babies' leather upper footwear		0159 .99	06/80	111.2	111.8	114.3	
Athletic footwear		0437		102.4	(?)	102.4	
Athletic footwear designed for sports		0165 .99	06/80	112.1	(?)	(?)	
Other footwear		0438					
Other footwear		0169 .99	06/80	107.5	107.7	108.0	

See footnotes at end of table.

Table 6. Producer prices and price indexes for commodity groupings and individual items—Continued

(1967 = 100 unless otherwise indicated)

Commodity	Unit	Commodity code ¹	Other index base	Index			Price
				Nov. 1983 ²	Feb. 1984 ²	Mar. 1984 ²	Mar. 1984
Other leather and related products		044		255.8	259.1	260.9	
Luggage and small leather goods		0441		205.3	210.3	211.9	
Week-end case, women's, nonleather	ea.	0111 .10		(?)	(?)	(?)	(?)
Attache case, non-leather	ea.	0122 .05	12/67	194.2	237.9	237.9	\$22.158
Women's & children's handbags & purses		0128 .99	06/82	106.6	104.9	104.9	
Other personal leather goods		0132 .99	06/82	101.5	103.7	106.9	
Gloves		0442					
Men's dress leather gloves	doz.	0101 .07		329.5	(?)	320.6	145.777
Industrial leather		0443		371.0	371.0	371.0	
Footwear cut stock		0444		407.0	407.0	411.6	
Cut soles, men's	pr.	0101 .04		480.2	480.2	485.6	2.998
Fuels and related products and power		05		663.7	656.7	659.6	
Coal		051		542.3	543.4	546.0	
Anthracite		0511		612.0	612.2	611.3	
Chestnut		0101 .99		559.1	559.1	559.1	
Buckwheat no. 2		0104 .99	06/80	145.2	145.8	145.8	
Buckwheat no. 4		0106 .99	06/80	116.6	116.6	112.2	
Buckwheat no. 5		0107 .99	06/80	96.1	96.1	96.1	
Stove		0109 .99	06/80	136.7	136.6	136.6	
Pea		0111 .99	06/80	144.2	144.7	144.7	
Bituminous coal		0512		539.1	540.2	542.9	
Industrial sizes, spot & prepared		02		444.2	437.5	471.0	
Manufacturing		0215 .99	06/83	98.0	98.7	95.9	
Industrial sizes, contract (prepared)		03	06/76	152.3	152.9	152.4	
Steam electric utility		0301 .99	06/76	192.3	194.0	193.3	
Manufacturing		0302 .99	06/76	127.8	128.5	125.6	
Metallurgical, high volatile		0303 .99	06/76	100.4	98.7	98.6	
Metallurgical, low volatile		0304 .99	06/76	100.2	92.0	97.1	
Export		0321 .99	06/82	86.2	85.2	84.6	
Unprepared bituminous coal and lignite		04					
Unprepared bituminous coal and lignite		0402 .99	12/81	112.8	112.6	114.8	
Coke oven products		052		453.8	418.3	429.5	
Coke		0522					
Coke		0101 .99		448.8	413.6	424.8	
Gas fuels		053		1,122.0	1,123.8	1096.4	
Natural gas ⁴		0531		1390.8	1413.6	1381.1	
Interstate	mcf	0102 .02	05/77	451.1	451.2	439.9	2.819
Intrastate	mcf	0103 .04	05/77	225.1	232.9	228.1	3.256
Imported	mcf	0104 .01	05/77	212.3	236.0	233.1	4.381
Liquefied petroleum gas		0532		705.0	671.5	651.9	
Propane	gal.	0104 .02	06/77	194.2	193.7	186.8	.437
Butane	gal.	0105 .03	06/77	258.8	248.7	245.6	.554
Ethane	gal.	0106	06/77	167.3	130.9	128.7	.185
Electric power		054		418.7	424.4	427.1	
Commercial power, 40 kw demand		0542		350.8	355.0	357.0	
New England	10,000 kwh	1101 .02	12/70	359.8	361.2	361.2	1,010.191
Mid-Atlantic	10,000 kwh	1204 .01	12/70	367.6	355.4	359.6	1,164.400
East North Central	10,000 kwh	1307 .04	12/70	314.1	317.4	322.8	860.539
West North Central	10,000 kwh	1411 .01	12/70	290.6	264.8	267.1	689.199
South Atlantic	10,000 kwh	1514 .01	12/70	297.7	304.7	304.7	721.925
East South Central	10,000 kwh	1617 .01	12/70	343.9	344.4	349.1	674.980
West South Central	10,000 kwh	1721 .01	12/70	321.3	325.2	328.2	698.833
Mountain	10,000 kwh	1824 .01	12/70	272.1	292.8	285.7	628.605
Pacific	10,000 kwh	1927 .01	12/70	351.2	371.2	369.2	729.651
Industrial power, 500 kw demand		0543		488.0	495.4	498.9	
New England	200000 kwh	1101 .02	12/70	489.4	503.6	503.3	15,094.681
Mid-Atlantic	200000 kwh	1204 .01	12/70	468.4	463.6	468.9	12,678.620
East North Central	200000 kwh	1307 .04	12/70	384.9	394.6	400.5	12,174.961
West North Central	200000 kwh	1411 .01	12/70	313.7	321.6	326.3	9,205.288
South Atlantic	200000 kwh	1514 .01	12/70	435.3	437.0	436.8	9,950.345
East South Central	200000 kwh	1617 .01	12/70	463.7	465.4	468.3	10,839.475
West South Central	200000 kwh	1721 .01	12/70	473.8	479.2	482.4	10,909.279
Mountain	200000 kwh	1824 .01	12/70	(?)	401.8	401.8	8,864.197
Pacific	200000 kwh	1927 .01	12/70	596.7	629.4	627.3	12,246.620

See footnotes at end of table.

Table 6. Producer prices and price indexes for commodity groupings and individual items—Continued

(1967=100 unless otherwise indicated)

Commodity	Unit	Commodity code ¹	Other index base	Index			Price
				Nov. 1963 ²	Feb. 1964 ²	Mar. 1964 ²	Mar. 1964
Crude petroleum (domestic production)		0561		675.6	676.0	676.0	
Petroleum products, refined		057		688.2	670.1	680.7	
Gasoline ^{4 5}		0571		598.7	563.9	568.7	
Regular		02	02/73	548.2	513.6	519.1	
Dealer tank-wagon to retail outlets	gal.	0201 .06	02/73	492.5	460.8	464.0	\$0.820
Sales to jobbers	gal.	0202 .07	02/73	634.7	592.0	601.4	.808
Commercial consumers	gal.	0203 .07	02/73	581.1	552.9	558.2	.834
Premium		03	02/73	495.1	474.2	475.3	
Dealer tank-wagon to retail outlets	gal.	0301 .06	02/73	462.0	444.6	443.8	.929
Sales to jobbers	gal.	0302 .07	02/73	574.0	540.1	547.0	.893
Commercial consumers	gal.	0303 .08	02/73	553.2	548.8	545.5	.916
Unleaded gasoline		04	06/77	212.2	200.1	201.6	
Dealer tank-wagon to retail outlets	gal.	0401	06/77	207.3	196.8	196.5	.883
Sales to jobbers	gal.	0402	06/77	217.7	203.6	207.1	.848
Commercial consumers	gal.	0403	06/77	214.2	201.8	204.4	.858
Light distillates ^{4 5}		0572		885.5	884.9	902.3	
Kerosene to resellers	gal.	0201 .07	02/73	713.1	732.1	774.0	.983
Commercial jet fuel, kerosene base	gal.	0301 .07	02/73	741.4	735.6	742.6	.871
Middle distillates ^{4 5}		0573		901.8	923.6	951.3	
Fuel oil no. 2 to resellers	gal.	0201 .07	02/73	738.9	767.5	788.2	.908
Diesel to commercial consumers	gal.	0301 .08	02/73	708.3	709.5	734.1	.877
Residual fuels ^{4 5}		0574		1125.5	1093.1	1116.1	
Containing 0.31 to 1.0% sulfur		0501	12/80	94.3	88.7	93.5	.737
Containing more than 1% sulfur		0601	12/80	104.5	103.1	103.1	.613
Lubricating oil materials		0575		782.6	797.9	797.9	
Bright stock	gal.	0111 .04	12/73	450.2	462.4	462.4	
Neutral stock	gal.	0112 .02	12/73	433.5	442.7	(?)	
Pale oil	gal.	0113 .03	12/74	284.5	289.3	289.3	
Finished lubricants		0576		365.9	368.0	369.0	
Automotive oil		01		370.0	372.8	374.3	
Automotive motor oil, retail		0101 .99		297.4	301.3	296.2	
Automotive motor oil, commercial		0103 .99	12/80	105.7	106.9	106.7	
Other automotive oil, commercial		0104 .99	12/80	101.6	101.6	107.8	
Industrial oil		02	12/80	112.3	112.5	112.5	
Industrial oils		0201 .99	12/73	371.7	372.3	372.3	
Process oil		0202 .99	12/80	106.6	106.6	106.6	
Metalworking oil		0203 .99	12/80	107.8	107.8	107.8	
Lubricating grease		03	12/80	107.1	108.7	(?)	
Petroleum grease		0301 .99	12/73	226.8	235.2	(?)	
Petroleum wax		0577		480.2	474.8	474.2	
Chemicals and allied products		06		296.4	296.7	300.8	
Industrial chemicals		061		346.2	338.0	346.0	
Basic inorganic chemicals ⁶		0613	12/73	291.4	288.4	290.8	
Alkalies and chlorine		01	12/73	258.2	241.0	248.3	
Chlorine liquid		0101 .99	12/73	235.4	238.5	252.1	
Sodium carbonate (soda ash)	ton	0103 .06	12/73	283.1	284.4	284.4	
Sodium hydroxide, liquid (caustic soda)		0104 .99	12/73	267.5	225.1	234.0	
Chlorine gas		0106 .99	12/80	123.1	125.2	137.2	
Other inorganic chemicals		02	12/73	302.7	303.3	304.4	
Calcium carbide		0211 .99	12/74	203.2	203.2	203.2	
Calcium oxide, (lime)	ton	0213 .03	12/73	292.7	296.1	294.9	
Hydrochloric acid		0221 .99	12/73	200.8	200.8	195.5	
Other inorganic acids		0242 .99	12/82	94.5	89.9	89.9	
Sodium sulfate (anhydrous)		0266 .99	12/73	480.2	480.2	480.2	
Other inorganic chemicals		0282 .99	12/82	98.5	99.3	99.9	
Basic organic chemicals ⁶		0614	12/73	372.8	361.8	372.8	
Primary		01	12/73	510.6	500.4	498.1	
Benzene	gal.	0101 .11	12/73	414.1	387.8	396.8	
1,3 Butadiene	lb.	0109 .06	12/73	(?)	(?)	(?)	
Ethylene	lb.	0121 .05	12/73	(?)	672.2	657.8	
Propylene, chemical	gal.	0131 .03	12/73	731.5	717.2	720.5	
Propylene, polymer	gal.	0132 .04	12/73	(?)	(?)	579.2	
Toluene	gal.	0141 .06	12/73	442.2	(?)	431.2	
Intermediate		02	12/73	453.5	409.5	445.6	
Ethylene oxide		0221 .99	12/73	475.9	465.9	460.9	
Styrene, monomer		0251 .99	12/73	466.1	467.8	467.8	
Other basic organics		03	12/73	295.1	308.0	305.2	
Dichlorodifluoromethane		0331	12/73	264.2	272.7	261.2	
Ethanol (ethyl alcohol)		0341 .99	12/73	340.4	341.9	341.9	

See footnotes at end of table.

Table 6. Producer prices and price indexes for commodity groupings and individual items—Continued

(1967 = 100 unless otherwise indicated)

Commodity	Unit	Commodity code ¹	Other index base	Index			Price
				Nov. 1983 ²	Feb. 1984 ²	Mar. 1984 ²	Mar. 1984
Basic organic chemicals—Continued		0614					
Methanol (methyl alcohol)		0363 .99	12/73	388.0	372.0	(³)	
Paints and allied products		062		285.6	286.4	289.3	
Prepared paint		0621		264.5	266.9	267.6	
Architectural coatings		01		263.1	266.6	267.2	
Interior water based paint		0101 .99		230.0	238.1	237.6	
Interior solvent based paint		0131 .99		284.2	284.3	288.2	
Exterior solvent based paint		0171 .99	06/83	102.4	102.2	102.3	
Exterior water based paint		0181 .99	06/83	94.5	96.3	96.0	
OEM finishes		02	06/83	100.3	100.7	100.8	
OEM finishes		0201 .99	06/83	100.3	100.7	100.8	
Special purpose coatings		03	06/83	100.4	101.2	101.9	
Special purpose coatings		0301 .99	06/83	100.4	101.2	101.9	
Paint materials		0622		316.5	313.9	317.3	
Paint resins		01	06/76	168.0	162.4	169.6	
Soya bean oil	lb.	0105	06/76	156.3	145.6	170.5	
Linseed oil, alkali refined	lb.	0136		253.3	234.8	237.4	
Tall oil	lb.	0139 .03		114.1	121.3	122.5	
Paint pigments		02	06/76	163.6	163.7	163.5	
Chrome colors		0204 .99	06/83	100.0	100.0	100.0	
Iron oxide pigments		0206 .99	06/83	103.4	105.2	105.2	
Titanium pigments		0209 .99		274.6	274.9	274.9	
Colored lead pigments		0212 .99	06/83	(³)	(³)	(³)	
Phthalocyanine blue		0216	06/76	182.7	(³)	(³)	
All other inorganic pigments		0299 .99	06/83	104.2	102.8	102.2	
Paint solvents		03	06/76	200.0	200.0	200.0	
Mineral spirits, rule 66	gal.	0309		530.8	530.8	530.8	
Xyfol (mixed xyloles)	gal.	0311 .01		502.2	502.2	502.2	
Paint additives		04	06/76	156.8	156.8	157.8	
Kaolin clay	ton	0407	06/76	172.9	(³)	(³)	
Talc	ton	0409		220.1	220.1	220.1	
Allied and miscellaneous paint products		0623	06/83	100.2	101.4	107.4	
Allied paint products		0101 .99	06/83	100.0	100.0	100.0	
Putty and putty products		0102 .99	06/83	100.0	100.0	100.0	
Miscellaneous paint products		0103 .99	06/83	100.3	102.1	110.7	
Drugs and pharmaceuticals		063		231.0	234.4	237.5	
Medicinal and botanical chemicals		0631		223.8	219.3	223.1	
Synthetic organic medicinal chemicals, bulk		0201 .99	06/82	97.9	95.4	97.6	
Other medicinals and botanicals, bulk		0202 .99	06/82	102.9	103.0	102.6	
Preparations, veterinary		0634	06/81	97.3	98.2	99.6	
Prescription		01	06/81	92.5	92.2	94.1	
Prescription		0109 .99	06/81	92.5	92.2	94.1	
Non-prescription		02	06/81	104.5	107.1	107.9	
Other non-prescription		0209 .99	06/81	103.9	106.3	106.7	
Preparations, ethical (prescription)		0635		218.3	223.2	226.9	
Systemic anti-infectives		01		(³)	161.6	161.5	
Broad spectrum penicillins		0112 .99	06/81	111.5	112.4	112.2	
Anti-arthritics		02		424.2	436.1	436.1	
Anti-arthritics		0201 .99	06/81	128.1	131.7	131.7	
Sedatives		0301 .99	06/81	141.7	165.8	165.8	
Antispasmodic/antisecretory		05		311.8	314.8	314.5	
Antispasmodic/antisecretory		0501 .99	06/81	130.4	131.6	131.5	
Cardiovascular therapy		06		227.0	235.6	246.3	
Antihypertensive drugs		0611 .99	06/81	123.8	133.3	132.7	
Vasodilators		0612 .99	06/81	122.0	124.7	135.8	
Other cardiovasculars		0619 .99	06/81	132.8	135.7	137.2	
Hormones		08		207.2	197.1	201.9	
Hormones		0801 .99	06/81	117.2	111.5	114.2	
Diuretics		09		149.3	156.6	156.8	
Diuretics		0901 .99	06/81	123.7	129.8	130.0	
Dermatologicals		11		240.6	247.3	251.5	
Antipruritics		1112 .99	06/81	125.9	125.9	131.6	
Analgesics, internal		13		233.3	235.0	242.2	
Codeine and combinations		1311 .99	06/81	129.9	129.9	136.0	
Cough and cold preparations		1501 .99	06/81	139.1	142.3	141.6	
Vitamins		16		190.6	190.2	192.2	
Multivitamins		1611 .99	06/81	124.2	124.2	126.1	
Miscellaneous ethical preparations		99	06/81	138.2	141.8	145.6	
Anticoagulants		9913 .99	06/81	102.4	98.1	(³)	
Bronchial therapy		9916 .99	06/81	114.9	115.2	128.6	
Cancer therapy products		9917 .99	06/81	169.8	171.0	174.4	
CNS stimulants		9918 .99	06/81	139.7	143.0	148.6	
Contraceptives, exc. devices, implants, kit, etc.		9919 .99	06/81	122.4	122.4	122.4	

See footnotes at end of table.

Table 6. Producer prices and price indexes for commodity groupings and individual items—Continued

(1967 = 100 unless otherwise indicated)

Commodity	Unit	Commodity code ¹	Other index base	Index			Price
				Nov. 1983 ²	Feb. 1984 ²	Mar. 1984 ²	Mar. 1984
Preparations, ethical (prescription)—Continued		0635					
Muscle relaxants		9922 .99	06/81	128.1	133.2	133.2	
Nutrients and supplements		9923 .99	06/81	124.1	127.1	127.1	
Ophthalmic and otic preparations		9924 .99	06/81	149.7	155.5	162.9	
Psychotherapeutics		9925 .99	06/81	145.4	150.2	154.5	
Other miscellaneous ethical preparations		9999 .99	06/81	133.3	134.3	134.3	
Preparations, proprietary (over counter)		0636		274.0	277.6	278.0	
Vitamins		01		208.0	210.1	209.9	
Adult multivitamins		0111 .99	06/81	111.3	112.6	112.4	
B-complex		0112 .99	06/81	102.9	102.1	102.7	
Other vitamins		0119 .99	06/81	110.2	111.4	111.4	
Cough and cold preparations		02		290.6	292.0	294.2	
Cough syrups, expectorants, drops, lozenges, etc.		0221 .99	06/81	117.7	117.7	117.7	
Cold tablets, capsules		0222 .99	06/81	138.5	138.5	142.0	
Decongestants		0223 .99	06/81	132.9	134.5	134.5	
Laxatives		03		308.6	313.9	313.9	
Laxatives		0301 .99	06/81	113.7	115.7	115.7	
Analgesics, internal		04		311.9	315.2	315.2	
Aspirin/aspirin-salicylate compounds		0411 .99	06/81	125.5	127.2	127.2	
Non-aspirin		0412 .99	06/81	122.8	122.8	122.8	
External analgesics and counterirritants		06		214.1	215.1	215.3	
External analgesics and counterirritants		0601 .99	06/81	103.2	103.7	103.8	
Antiseptics and antibacterials		07		(?)	253.6	253.6	
Antiseptics and antibacterials		0701 .99	06/81	120.5	121.1	121.1	
Antacids		08		257.7	267.0	267.0	
Liquids		0811 .99	06/81	119.3	120.6	120.6	
Other antacids		0819 .99	06/81	115.6	122.4	122.4	
Dermatologicals		09		(?)	127.2	127.2	
Miscellaneous proprietary preparations		99		116.5	119.3	119.3	
Hematinics		9914 .99	06/81	113.2	113.2	113.2	
Hemorrhoidal preparations		9915 .99	06/81	118.4	124.8	124.8	
Other miscellaneous proprietary preparations		9999 .99	06/81	111.3	111.8	113.9	
Biological products		0637		113.7	116.8	118.4	
Blood & derivatives, human use		11		104.4	102.1	101.1	
Human blood serums		1102 .99	06/80	71.1	70.2	70.2	
Other blood derivatives		1104 .99	12/80	106.1	103.8	102.7	
Vaccines, toxoids, & antigens		12		127.9	156.1	156.4	
Antigens		1213 .99	06/80	134.9	136.9	136.9	
Diagnostics & other biologicals		14		(?)	120.0	124.0	
Diagnostic substances		1402 .99	12/80	118.5	117.0	117.0	
Biologicals for veterinary use		15					
Vaccines & viruses, vet. use		1514 .99	06/80	90.8	90.3	90.3	
Fats and oils, inedible		064		321.6	348.9	362.4	
Castor oil	lb.	0641		409.5	409.5	409.5	\$0.785
Coconut oil	lb.	0111 .01		(?)	(?)	(?)	(?)
Fish and marine animal oil		0121 .99		310.3	303.1	303.1	
Tallow, incl. inedible animal stearin		0151 .99		355.1	382.3	411.5	
Grease, other than wool grease		0181 .99	12/82	133.0	150.5	155.6	
Agricultural chemicals and chemical prod		065		280.4	287.1	289.6	
Mixed fertilizers		0651		260.7	269.0	270.6	
Complete mixed fert., dry form		02	06/80	108.7	112.5	113.2	
Comp. mixed fert., dry, 5-10-15 NPK		0201 .99	06/80	109.5	113.4	114.8	
Comp. mixed fert., dry, 6-24-24 NPK		0211 .99	06/80	111.6	115.0	115.3	
Comp. mixed fert., dry, 10-10-10 NPK		0221 .99	06/80	(?)	119.1	119.0	
Comp. mixed fert., dry, 12-12-12 NPK		0231 .99	06/80	109.1	112.7	111.6	
Comp. mixed fert., dry, misc. NPK		0251 .99	06/80	108.3	112.4	113.2	
Complete mixed fert., liquid form		03					
Complete mixed fert., liquid form		0301 .99	06/80	99.4	102.2	104.1	
Incomp. mixed fert.		04	06/80	103.0	105.2	105.6	
Incomp. mixed fert., guar. P205 & K20 only		0411 .99	06/80	98.3	100.5	100.1	
Fertilizer materials		0652		225.3	236.8	242.8	
Nitrogenates		01		192.7	208.3	216.7	
Anhydrous ammonia		0105 .99		253.0	287.6	300.9	
Solid & solution nitrate		0111 .99		179.2	190.6	196.6	
Nitrogen solutions		0126 .99		102.9	107.6	116.6	
Urea		0136 .99		188.3	191.0	199.0	
Phosphates		02		272.1	276.3	278.3	
Phosphate rock, processed		0259 .99	12/82	94.3	93.4	93.5	
Triple superphosphates		0263 .99		302.3	306.9	301.2	
Ammonium phosphates		0265 .99	12/74	131.5	138.3	141.8	
Phosphoric acid, 52-54% APA		0267 .99	12/76	153.8	154.9	156.0	
Potash		03		246.9	270.2	281.1	
Potassium chloride (muriate) domestic		0371 .07		237.5	260.3	270.9	

See footnotes at end of table.

Table 6. Producer prices and price indexes for commodity groupings and individual items—Continued

(1967 = 100 unless otherwise indicated)

Commodity	Unit	Commodity code ¹	Other index base	Index			Price
				Nov. 1983 ²	Feb. 1984 ²	Mar. 1984 ²	Mar. 1984
Other agricultural chemicals		0653		459.5	458.1	455.2	
Nonhousehold insecticides		0101 .99	06/82	100.5	101.4	100.9	
Nonhousehold herbicides		0102 .99	06/82	99.5	97.9	97.1	
Nonhousehold fungicides		0103 .99	06/82	83.3	76.1	75.7	
Other nonhousehold pesticides		0104 .99	06/82	100.6	101.7	102.7	
Household pesticides		0105 .99	06/82	99.0	100.7	100.2	
Plastic resins and materials		066		297.9	305.0	306.6	
Thermoplastic resins		0662	12/80	108.8	112.0	112.7	
Low density polyethylene resins		03	12/80	107.5	113.8	113.7	
PE resin, low, film and sheeting		0301 .99		250.9	272.6	272.1	
PE resin, low, all other uses		0303 .99	12/80	121.8	125.1	125.1	
High density polyethylene resins		04					
PE resin, high, blow molding		0401 .99	12/75	148.5	154.4	154.4	
Polypropylene resins		05	12/80	117.5	117.5	115.4	
Polypropylene for injection molding		0501 .99	12/75	169.1	167.9	164.6	
Polypropylene for fiber and filament		0502 .99	12/75	152.6	159.3	158.0	
Styrene plastics materials		06	12/80	107.5	108.4	111.7	
Vinyl and vinylidene resins		07	12/80	113.0	113.3	113.4	
Homopolymer resins excluding dispersion		0701 .99		239.8	240.6	240.5	
Copolymer resins excluding dispersion		0702 .99	12/75	149.0	148.9	149.8	
Dispersion resins		0703 .99	12/75	169.0	169.0	170.6	
Other thermoplastic resins		09					
Other nonengineering thermoplastic resins		0901 .99	12/80	114.6	116.6	116.7	
Thermosetting resins		0663	12/80	111.5	112.6	113.1	
Epoxy resins		01					
Epoxy resins		0101 .99	12/80	125.3	(?)	126.2	
Phenolic & tar acid resins		02	12/80	108.6	110.3	110.9	
Phenolic molding compounds		0201 .99		245.6	245.8	246.3	
All other phenolic & tar acid resins		0202 .99	12/75	156.3	159.0	159.9	
Polyester resins, unsaturated		03					
Polyester resins, unsaturated		0301 .99	12/75	167.2	168.4	171.0	
Urea-formaldehyde resins		04					
Urea-formaldehyde resins		0401 .99	12/75	147.2	147.2	147.2	
All other thermosetting resins		05					
All other thermosetting resins		0501 .99	12/80	110.4	111.4	111.2	
Custom compounded purchased resins		0664					
Custom compounded purchased resins		0101 .99	12/75	133.4	133.4	133.4	
Other chemicals and allied products		067		273.8	273.7	275.7	
Soap and synthetic detergents		0671		267.1	267.8	265.4	
Soaps & synth. detergents, ex. glycerin		04	06/83	101.7	101.9	101.0	
Soaps and detergents, nonhousehold		0401 .99	06/83	101.1	101.6	102.0	
Household detergents		0402 .99		258.8	256.6	252.5	
Household soap, except specialty cleaners		0403 .99	06/83	108.6	112.8	112.1	
Specialty cleaning, polish. & san. prods		0672	06/83	100.4	101.5	101.7	
Household bleaches		0101 .99	06/83	(?)	(?)	(?)	
Specialty cleaning and sanitation products		0102 .99	06/83	100.3	102.0	102.3	
Polishing preparations and related products		0103 .99	06/83	100.9	101.3	101.4	
Cosmetics and other toilet preparations		0675		231.2	229.2	234.7	
Shaving preparations		02	06/80	118.7	135.5	124.5	
Shaving soap and cream		0201 .99		269.0	301.4	301.4	
Aftershave preparations		0205 .99	12/71	173.8	200.8	173.2	
Perfume, cologne & toilet water		03	06/80	131.0	121.3	136.4	
Perfume		0301 .99		307.3	270.0	322.1	
Cologne and toilet water		0305 .99		233.0	227.0	240.9	
Hair preparations		04	06/80	116.2	112.4	111.0	
Soap shampoo		0401 .99		151.7	152.3	153.4	
Synthetic organic detergent shampoo		0405 .99	06/80	100.6	103.2	101.2	
Hair tonics (inc. conditioners)		0411 .99		255.1	240.0	255.2	
Hair dressings		0421 .99	06/80	135.8	135.5	133.9	
Hair spray (aerosol)		0425 .99	12/71	267.4	263.4	251.2	
Home and commercial permanents		0431 .99		235.2	238.2	233.6	
Other hair preparations		0451 .99	06/80	126.1	126.1	126.1	
Creams		06	06/80	132.8	133.3	133.7	
Cleansing creams		0601 .99		390.6	390.6	390.6	
Foundation creams		0602 .99	06/80	119.8	119.8	119.8	
Lubricating creams		0603 .99	06/80	139.4	137.9	139.1	
Other creams		0604 .99	06/80	119.4	122.3	122.3	
Lotions and oils		07	06/80	122.2	120.5	121.3	
Suntan & sunscreen		0701 .99	06/80	111.9	115.9	118.3	
Hand lotions		0704 .99		181.4	169.1	170.7	
Other lotions and oils		0705 .99	06/80	116.7	120.0	120.1	
Cosmetics		08	06/80	129.6	149.5	138.4	
Lip preparations		0801 .99		212.9	215.0	215.4	

See footnotes at end of table.

Table 6. Producer prices and price indexes for commodity groupings and individual items—Continued

(1967=100 unless otherwise indicated)

Commodity	Unit	Commodity code ¹	Other index base	Index			Price
				Nov. 1983 ²	Feb. 1984 ²	Mar. 1984 ²	Mar. 1984
Cosmetics and other toilet preparations—Continued							
		0675					
Blushes		0802 .99	06/80	124.8	124.8	124.8	
Eye preparations		0803 .99	12/71	146.4	194.8	166.8	
Deodorant		09	06/80	120.5	119.1	119.8	
Aerosol underarm deodorant		0901 .99		219.2	218.9	219.8	
Cream, liquid and roll-on deodorant		0902 .99	06/80	132.1	126.1	127.4	
Manicure preparations		11	06/80	(?)	(?)	(?)	
Nail lacquer and enamel		1101 .99		(?)	(?)	(?)	
Powders		12	06/80	134.3	138.3	138.5	
Talcum powder		1201 .99	06/80	133.8	137.8	137.8	
Face powder		1202 .99		256.3	264.8	264.8	
Wet application powder		1203 .99	06/80	127.0	129.1	131.4	
Bath oils and salts		13					
Bath oils and salts		1301 .99	12/71	107.1	89.1	164.4	
Misc. chemical prod. and preparations							
		0679		305.9	306.2	308.0	
Essential oils		01		184.8	186.2	211.3	
Peppermint oil	lb.	0101 .01		176.1	176.1	176.1	\$10.750
Citronella oil	lb.	0102		359.4	359.4	359.4	2.375
Lemon oil	lb.	0103		122.7	122.7	175.0	7.700
Orange oil	lb.	0104 .01		70.2	78.0	78.0	.500
Lemongrass oil	lb.	0105		273.8	273.8	273.8	4.850
Lavender oil	lb.	0106 .01		187.8	187.8	187.8	11.375
Explosives		02		303.1	301.6	308.7	
Other blasting accessories		0225 .99		316.7	313.6	348.1	
ANFO, except slurry		0231 .99		265.3	257.1	264.4	
Water gel and slurries		0232 .99	12/80	127.3	126.1	128.3	
Industrial gases		03	06/81	103.9	104.4	103.9	
Acetylene		0301 .99	06/81	115.2	115.2	115.2	
Carbon dioxide		0302 .99	06/81	124.2	124.5	124.5	
Nitrogen		0303 .99	06/81	99.2	99.8	98.6	
Oxygen		0304 .99	06/81	99.8	99.8	99.8	
Adhesives and sealants		04	12/83	(?)	100.3	100.9	
Natural base glues and adhesives		0401 .99	12/83	(?)	100.0	100.0	
Synthetic resin and rubber adhesives		0402 .99	12/83	(?)	101.1	101.4	
Caulking compounds and sealants		0403 .99	12/83	(?)	97.5	99.5	
Surface active agents		05	12/83	(?)	96.2	96.8	
Textile and leather assistants and finishes		0501 .99	12/83	(?)	100.0	100.0	
Bulk surfactants		0502 .99	12/83	(?)	94.2	95.2	
Other miscellaneous chemical products		09		315.9	319.0	319.7	
Gelatin, edible	lb.	0905		223.8	223.8	223.8	2.060
Carbon, black		0918 .99	12/83	(?)	101.5	101.9	
Rubber and plastic products							
		07		243.6	245.4	246.1	
Rubber and rubber products							
		071		264.3	266.6	265.9	
Crude rubber							
		0711		282.7	282.8	282.0	
Natural rubber		01		283.6	287.5	286.5	
Latex	lb.	0101		289.7	306.0	303.4	.802
No. 1 ribbed smoked sheets	lb.	0102		292.8	292.8	291.6	.580
No. 3 ribbed smoked sheets	lb.	0103		293.6	293.6	293.6	.573
Synthetic rubber		02		287.5	286.7	286.0	
Styrene butadiene-solid		0219 .99	06/81	88.9	88.5	88.5	
Styrene butadiene-latex		0221 .99	06/81	100.4	100.4	100.4	
Specialty elastomers		0222 .99	06/81	108.0	108.6	107.1	
Reclaimed rubber		03					
Reclaimed rubber		0321 .99		213.0	213.0	213.0	
Tires, tubes, tread, & repair materials							
		0712		242.4	243.0	242.3	
Tires		01		240.4	240.8	240.1	
Passenger car pneumatic tires, bias-ply		0101 .99		228.0	227.1	227.9	
Passenger car pneumatic tires, bias-belted		0102 .99	12/74	174.0	176.3	166.5	
Passenger car pneumatic tires, radials		0103 .99	12/74	166.8	167.8	167.6	
Truck/bus tires, including off-highway		0105 .99		258.5	258.3	261.9	
Tractor/implement tires		0111 .99		259.7	261.6	260.7	
Other pneumatic and all solid tires		0121 .99	06/83	100.3	100.3	100.3	
Inner tubes		02		262.8	268.6	265.0	
Passenger car/motorcycle innertubes		0221		279.6	282.3	273.2	
Tread rubber, tire sundries, & repair matl		03	06/81	103.4	103.9	104.8	
Tread rubber, natural and synthetic		0351 .99	06/81	103.3	103.3	104.6	
Tire flaps		0352 .99	06/83	100.0	100.0	100.0	
Other tire sundries and repair materials, n.e.c.		0353 .99	06/81	103.9	106.3	106.4	
Miscellaneous rubber products							
		0713		283.5	288.7	287.9	
Footwear		01		220.6	223.1	223.1	
Protective footwear		0107 .99	12/80	115.1	114.5	114.5	
Men's footwear, fabric upper		0135 .99	12/80	95.7	97.2	97.2	
Women's/misses footwear, fabric upper		0137 .99	12/80	100.7	101.8	101.8	
Youth's and boys' footwear		0145 .99	06/83	97.6	100.0	(?)	
Rubber belts and betting		03		326.8	336.8	332.8	

See footnotes at end of table.

Table 6. Producer prices and price indexes for commodity groupings and individual items—Continued

(1967=100 unless otherwise indicated)

Commodity	Unit	Commodity code ¹	Other index base	Index			Price
				Nov. 1983 ²	Feb. 1984 ²	Mar. 1984 ²	Mar. 1984
Miscellaneous rubber products—Continued		0713					
Conveyor and elevator		0361.99		326.3	309.2	304.7	
Motor vehicle belts		0364.99		345.0	357.1	358.1	
Non-flat rubber and plastic belts		0369.99	06/83	100.0	113.2	109.9	
Rubber hose		04		298.3	304.6	302.8	
Hose, long length, textile, nonhydraulic		0453.99	12/81	108.4	108.8	108.8	
Hose, long length, wire, nonhydraulic		0454.99	12/81	95.7	96.0	97.0	
Hose, machine made, wrapped		0459.99	12/81	112.8	118.3	120.1	
Hose, braided or loomed, helical reinforced		0463.99	12/81	97.6	97.6	97.6	
Hose, hydraulic		0481.99	12/71	202.3	202.8	201.4	
Hose, mandrel made, textile, nonhydraulic		0482.99	12/81	(³)	(³)	(³)	
All other rubber hose		0484.99	12/81	105.4	107.3	107.3	
Rubber roll covering		05	06/79	129.1	133.0	133.8	
Graphic arts roll covering	ea.	0501	06/79	125.3	130.9	130.9	
Paper mill roll covering	ea.	0502.01	06/79	134.1	137.9	137.9	
Steel mill roll covering	ea.	0503.02	06/79	129.2	129.7	129.7	
All other, roll covers		0504.01	06/79	127.9	131.4	133.6	
Miscellaneous rubber products, n.e.c.		06	06/83	98.5	100.1	100.0	
Molded rubber mechanical goods		0602.99	06/83	94.2	94.8	94.7	
Extruded and lathe cut, mechanical rubber goods		0603.99	06/83	100.7	100.7	100.7	
Industrial rubber products, n.e.c.		0604.99	06/83	100.0	100.3	100.3	
Rubber clothing and coated fabrics		0605.99	06/83	97.7	102.6	102.6	
Other rubber goods		0606.99	06/83	100.0	104.9	105.3	
Rubber floor and wall coverings		0608.99	06/83	100.0	100.0	100.1	
Rubber druggist and medical sundries		0611.99	06/83	99.3	101.9	101.9	
Compounds or mixtures		0612.99	06/83	101.4	100.9	99.0	
Plastic products		072	06/78	136.7	137.6	138.8	
Plastic construction products		0721	12/69	165.2	164.0	171.2	
Plumbing products		0601.99	06/78	115.5	114.1	120.7	
Other plastic construction products		0602.99	06/78	123.4	124.7	124.7	
Unsupp. plastic film/sheet/other shapes		0722	12/70	223.5	224.0	226.1	
Unsupported plastic film, sheeting and other shapes		0501.99	12/82	103.6	103.8	104.8	
Laminated plastic sheets, rods, and tube		0723	12/70	179.2	179.9	180.5	
Laminated plastic sheets		0401.99	12/82	99.2	99.6	99.9	
Plastic packaging		0725	06/78	140.2	141.6	142.6	
Plastic packaging		0201.99	12/82	101.5	102.5	103.2	
Plastic parts and components for mfg.		0726	06/78	139.3	139.9	140.0	
Parts for transportation equip.		01	06/78	132.7	133.3	132.9	
Parts for transportation equipment		0105.99	12/82	102.3	102.8	102.5	
Other parts and components for mfg.		02	06/78	143.8	144.4	144.8	
Other parts and components for manufacturing		0205.99	12/82	102.2	102.6	102.9	
Dinnerware, tableware, kitchenware, except cups		0201.99	12/82	101.9	104.2	103.6	
Consumer, institut., & comm. prod., nec.		0728	06/78	134.1	135.4	135.0	
Consumer, institutional & commercial products, nec		0201.99	12/82	102.4	103.4	103.1	
Other plastic products		0729	12/82	101.1	103.2	104.4	
Plastic furniture components and furnishings		0101.99	12/82	100.8	103.9	103.9	
Regenerated cellulosic products		0102.99	12/82	101.5	102.0	104.8	
Lumber and wood products		08		304.9	315.6	316.0	
Lumber		081		342.8	365.4	369.2	
Softwood lumber		0811		351.6	377.4	382.2	
Douglas fir, dressed		01		318.7	351.7	369.7	
Boards under 2" thick		0125.99	12/80	77.7	79.0	79.2	
2" lumber		0126.99	12/80	96.2	109.8	117.6	
Timbers & lumber over 2" thick		0127.99	12/80	88.1	92.7	93.9	
Southern pine, dressed		02		316.2	337.4	334.3	
Boards under 2" thick		0245.99	12/80	106.5	107.6	107.9	
2" lumber		0246.99	12/80	110.3	121.3	119.3	
Timbers & lumber over 2" thick		0247.99	12/80	92.1	96.7	(³)	
Other softwood, dressed		03		362.6	417.2	425.2	
Boards, ponderosa pine		0301.99	12/80	101.6	104.7	110.6	
Boards, western red cedar		0303.99	12/80	119.8	117.1	117.5	
Boards, misc. western species		0308.99	12/80	113.9	119.9	120.7	
2" lumber, ponderosa pine		0312.99	12/80	91.3	101.3	102.5	
2" lumber, white fir		0314.99	12/80	92.8	106.3	110.3	
2" lumber, western hemlock		0315.99	12/80	95.8	114.7	115.5	
2" lumber, redwood		0316.99	12/80	99.7	105.7	107.2	
2" lumber, misc. western species		0319.99	12/80	98.2	111.3	122.7	
Over 2" lumber, misc. western species		0322.99	12/80	101.1	(³)	118.4	
Rough softwood lumber		04	12/80	94.6	98.4	97.7	
Boards, eastern species		0401.99	12/80	98.3	98.3	98.3	

See footnotes at end of table.

Table 6. Producer prices and price indexes for commodity groupings and individual items—Continued

(1967 = 100 unless otherwise indicated)

Commodity	Unit	Commodity code ¹	Other index base	Index			Price
				Nov. 1983 ²	Feb. 1984 ²	Mar. 1984 ²	Mar. 1984
Softwood lumber—Continued		0811					
Boards, western species		0402 .99	12/80	96.7	97.0	97.0	
2" lumber, eastern species		0403 .99	12/80	107.5	106.0	107.3	
2" lumber, western species		0404 .99	12/80	85.3	91.2	92.5	
Over 2" lumber, eastern species		0405 .99	12/80	96.3	98.5	98.5	
Over 2" lumber, western species		0406 .99	12/80	92.0	106.3	97.2	
Flooring, siding, and cut stock		05	12/80	101.4	101.8	101.8	
Woodsiding		0502 .99	12/80	117.6	120.3	120.4	
Hardwood lumber		0812		299.0	310.9	311.4	
Hardwood lumber, rough		01	12/80	133.7	139.5	139.0	
Oak		0107 .99	12/80	144.8	152.5	150.6	
Gum		0109 .99	12/80	109.6	108.2	112.3	
Poplar		0133 .99	12/80	100.3	106.1	111.4	
Other miscellaneous species		0197 .99	12/80	123.6	125.0	123.7	
Dressed hardwood lumber		02	12/80	117.4	119.4	122.1	
Other misc. hardwood species		0202 .99	12/80	118.5	117.4	121.9	
Hardwood dimension		03	12/80	111.3	115.7	116.0	
Dimension stock, rough or unfinished	unit	0301	12/67	259.2	261.8	264.2	
Dimension stock, fully machined	unit	0302	12/67	243.7	258.4	258.4	
Dimension stock, partially machined	unit	0303 .01	12/67	326.2	339.7	339.7	
Millwork		082		307.9	308.5	309.7	
General millwork		0821		325.6	325.6	326.3	
Cabinet, kitchen	ea.	0101 .08		226.7	226.7	226.7	\$75.710
Wood window units		0112 .99	06/83	100.7	100.5	100.6	
Wood window and door frames		0132 .99	06/83	100.5	97.5	101.3	
Wood doors, interior and exterior		0142 .99	06/83	104.3	104.7	104.3	
Other wood doors, incl. garage, screen, storm, etc.		0152 .99	06/83	101.5	101.0	102.1	
Wood moldings, except prefinished		0162 .99	06/83	94.8	94.3	94.2	
Other millwork products		0183 .99	06/83	104.2	104.7	104.8	
Prefabricated structural members		0822		252.1	253.9	256.1	
Roof trusses		0101 .99		314.4	319.2	321.5	
Floor trusses		0102 .99	06/81	116.7	115.5	117.0	
Glued-laminated lumber		0103 .99	06/81	98.3	98.0	101.8	
Other fabricated structural wood products		0106 .99	06/81	114.0	114.1	115.1	
Plywood		083		244.6	249.5	248.7	
Softwood plywood		0831		305.2	316.1	312.9	
Western		01		303.4	320.0	318.3	
Cdx		0111 .99	12/80	82.0	85.4	84.6	
A-C, exterior		0115 .99	12/80	81.8	91.2	90.3	
Other sanded		0116 .99	12/80	86.8	92.8	93.1	
Southern		02	12/68	158.4	157.0	153.4	
Cdx		0201 .99	12/80	94.0	92.7	90.4	
Other unsanded		0203 .99	12/80	88.3	87.6	84.6	
Sanded southern softwood plywood		0221 .99	12/80	(³)	(³)	(³)	
Specialty softwood plywood		03					
Specialty softwood plywood		0301 .99	12/80	95.7	98.7	99.0	
Hardwood plywood		0832		185.9	182.6	184.2	
Birch, standard panel	m sq. ft.	0102 .08		177.1	173.3	175.2	
Softwood plywood veneer		0833	12/71	188.4	205.7	203.4	
Softwood plywood veneer		0111 .99	12/80	75.0	81.9	81.0	
Other wood products		084		229.8	230.7	232.0	
Pallets		0841					
Wooden pallets	ea.	0111 .04		187.8	192.6	195.0	
Boxes		0842		264.7	264.9	265.6	
Wirebound, fruit and vegetable	per 100	0122 .06	12/67	275.7	275.7	278.3	
Wirebound, industrial	ea.	0123 .06	12/67	319.2	321.4	321.4	
Other sawmill & planing mill products		0849	12/80	91.6	91.3	91.8	
Wood chips		0101 .99	12/80	87.4	87.0	87.5	
Railway and mine ties		0102 .99	12/80	99.8	102.2	102.3	
Logs, bolts, timber and pulpwood		085	12/81	94.1	97.3	93.2	
Logs, bolts, timber and pulpwood		0851					
Softwood logs, bolts and timber		01	12/81	93.8	97.9	92.9	
Douglas fir logs, bolts and timber		0101 .99	12/81	88.8	87.4	85.0	
Softwood logs etc., exc. Douglas fir		0102 .99	12/81	96.6	103.9	97.4	
Hardwood logs, bolts and timber		02					
Hardwood logs, bolts and timber		0201 .99	12/81	102.9	102.9	103.0	
Pulpwood		03	12/81	90.5	88.2	88.5	

See footnotes at end of table.

Table 6. Producer prices and price indexes for commodity groupings and individual items—Continued

(1967 = 100 unless otherwise indicated)

Commodity	Unit	Commodity code ¹	Other index base	Index			Price
				Nov. 1983 ²	Feb. 1984 ²	Mar. 1984 ²	Mar. 1984
Logs, bolts, timber and pulpwood—Continued		0851					
Softwood pulpwood		0301 .99	12/81	85.5	82.1	82.7	
Hardwood pulpwood		0302 .99	12/81	101.6	101.6	101.6	
Pulp, paper, and allied products		09		303.6	310.5	312.7	
Pulp, paper, and prod., ex. bldg. paper		091		277.0	283.3	286.4	
Woodpulp		0911		356.7	371.5	376.0	
Paper-making woodpulp		02	12/73	235.8	251.8	254.5	
Bleached sulfate, softwood		0211 .99		353.3	379.7	387.8	
Bleached sulfate, hardwood		0212 .99	12/73	216.4	220.0	223.1	
Bleached sulphite		0221 .99		349.3	(?)	(?)	
Special alpha and dissolving woodpulp		03	12/73	241.7	241.7	241.7	
Special alpha and dissolving woodpulp		0311 .99	12/82	98.0	98.0	98.0	
Other pulp, including pulpmill byproducts		04	12/82	115.5	107.0	114.8	
Other pulp, including pulpmill byproducts		0411 .99	12/82	115.5	107.0	114.8	
Wastepaper		0912		215.0	229.3	242.9	
No. 1 news		01					
No. 1 news, avg. of 5 markets	ton	0102		188.2	197.2	197.2	\$43.500
No. 1 mixed		02					
No. 1 mixed, avg. of 5 markets	ton	0205		197.1	240.5	240.5	15.500
Old corrugated boxes		03					
Old corrugated boxes, avg. of 5 markets	ton	0311		353.4	340.7	340.7	53.500
.009 semi-chemical kraft clippings		04					
Semi-chemical kraft clippings	ton	0415 .01		303.5	332.6	332.6	85.938
White news blanks		06					
White news blanks, avg. of 4 markets	ton	0625 .01		165.9	184.9	213.3	112.500
Paper		0913		288.5	296.6	299.2	
Paper, exc. newsprint & packaging paper		01		285.2	296.9	298.6	
Publication and printing paper, uncoated		0111 .99	12/73	229.9	233.3	(?)	
Body stock for coating		0112 .99	06/81	108.4	110.4	(?)	
Printing paper, coated two sides, no. 3 grade		0113 .99	12/73	211.7	220.3	220.9	
Printing paper, coated two sides, no. 5 grade		0115 .99	12/73	242.1	257.1	257.1	
Printing paper, coated two sides, other grades		0116 .99	06/81	108.1	112.9	114.0	
Printing paper, coated one side		0117 .99	06/81	113.0	117.5	117.5	
Book paper, no. 3, uncoated		0122 .99		278.3	291.2	292.0	
Other book printing paper, uncoated		0123 .99	06/81	101.2	106.5	106.5	
Unwatermarked bond, no. 4 grade		0131 .99		229.7	233.3	232.7	
Form bond, 15 lb.		0134 .99	12/75	154.1	163.7	163.8	
Other form bond		0135 .99	06/81	103.9	111.5	111.8	
Other bond, except form bond		0136 .99	06/81	104.7	110.2	110.2	
Other chemical woodpulp writing paper		0137 .99	06/81	100.7	105.6	107.5	
Bond, 25% cotton fiber content		0141 .99		273.9	281.7	290.2	
Thin paper		0142 .99	06/81	109.2	113.6	114.3	
Cover text		0148 .99	06/81	110.7	113.2	116.9	
Uncoated body stock		0149 .99	06/81	99.2	105.3	105.3	
Newsprint		02					
Standard newsprint		0291 .99		309.6	309.6	316.0	
Packaging and industrial converting paper		03	06/81	99.1	102.4	103.2	
Wrapping paper, except unbleached kraft		0302 .99		317.3	330.8	334.5	
Shipping sack paper, unbleached kraft		0304 .99	12/73	231.8	238.8	247.2	
Shipping sack paper, except unbleached kraft		0305 .99	06/83	100.0	105.2	105.5	
Bag & sack, except shipping sack, unbleached kraft		0307 .99	12/73	203.9	219.3	224.8	
Bag & sack, exc. shipping sack, ex. unbleached kraft		0308 .99	06/81	102.3	104.6	105.4	
Other converting 18lbs. and over, unbleached kraft		0311 .99	06/81	100.0	103.5	103.1	
Other converting 18lbs. & over, ex. unbleached kraft		0312 .99	06/81	100.1	100.8	101.7	
Glassine, greaseproof, and vegetable parchment		0314 .99	06/81	105.8	114.0	114.0	
Oil, waxed, and wax-laminated paper, printed or not		0315 .99	12/82	98.6	100.3	100.5	
Laminated or coated rolls and sheets, except waxed		0316 .99	12/82	101.4	102.0	102.0	
Special industrial paper		04	06/81	104.2	109.0	109.0	
Special industrial paper		0401 .99	06/81	104.2	109.0	109.0	
Other coated paper, ex. packaging & waxed		05	12/82	103.2	103.5	103.3	
Other coated paper, except packaging and waxed		0501 .99	12/82	103.2	103.5	103.3	
Tissue paper stock, ex. thin		06	06/83	101.9	103.3	104.3	
Sanitary paper stock		0601 .99	06/83	102.6	103.2	104.3	
Tissue paper stock, ex. sanitary & thin		0602 .99	06/83	98.8	103.7	103.9	
Paperboard		0914		259.4	269.3	273.6	
Cor. paperboard in sheets & rolls		05					
Cor. paperboard in sheets & rolls		0551 .99	06/80	106.8	108.1	114.0	
Paperboard, ex. corrugated paperboard		11	12/82	106.7	111.1	112.4	
Unbleached linerboard		1101 .99	12/82	109.2	116.4	117.6	
Other unbleached kraft pkg. & ind. conv. paperboard		1102 .99	12/82	100.9	106.2	107.9	
Bleached pkg. & ind. converting paperboard		1103 .99	12/82	103.1	103.6	106.1	
Semicheical paperboard		1104 .99	12/82	108.8	114.7	118.0	
Recycled paperboard		1105 .99	12/82	104.9	106.6	106.6	
Converted paper and paperboard products		0915		267.9	271.6	274.1	

See footnotes at end of table.

Table 6. Producer prices and price indexes for commodity groupings and individual items—Continued

(1967 = 100 unless otherwise indicated)

Commodity	Unit	Commodity code ¹	Other index base	Index			Price
				Nov. 1983 ²	Feb. 1984 ²	Mar. 1984 ²	Mar. 1984
Converted paper and paperboard products—Continued							
		0915					
Sanitary papers and health products		01		359.7	360.3	361.0	
Sanitary tissue health products		0104 .99	06/83	100.0	100.2	100.4	
Paper bags and shipping sacks		02		265.5	272.8	273.9	
Grocers' and variety bags		0214 .99	12/83	(³)	104.2	104.5	
Specialty bags and liners		0216 .99	12/83	(³)	101.2	101.1	
Shipping sacks and multiwall bags, all materials		0218 .99	12/83	(³)	103.9	105.4	
Paper boxes and containers		03		251.9	255.0	258.7	
Setup paperboard boxes		0322 .99	12/83	(³)	100.6	101.0	
Cor. shp. cont. for food & beverages		0323 .99		251.8	251.7	260.0	
Ice cream carton	per 1000	0327 .03		284.7	284.7	288.5	
Milk carton, 1/2 gallon	per 1000	0329 .03		296.4	302.5	320.6	
Folding paperboard boxes		0332 .99	12/83	(³)	100.9	101.9	
Paper cups, hot	per 1000	0333 .03		220.0	231.0	231.0	
Fiber drums	per 100	0337 .01		331.8	331.8	331.8	
Cor. shp. cont. for paper & allied		0341 .99	06/80	102.6	103.9	104.9	
Cor. shp. cont. for glass, clay, stone		0342 .99	06/80	108.0	109.5	114.7	
Cor. shp. cont. for metal products ex. elec.		0343 .99	06/80	114.8	116.0	117.5	
Cor. shp. cont. for electrical products		0344 .99	06/80	105.3	105.3	106.8	
Cor. shp. cont. for all other end uses		0345 .99	06/80	107.4	108.9	109.5	
Packaging accessories		04		266.4	273.2	281.5	
Gummed sealing tape		0431 .99		263.5	267.1	265.3	
Cor. & solid fiber pallets, pads, & part.		0441 .99	06/80	107.7	112.2	120.9	
Office supplies and accessories		06		227.4	233.6	233.6	
File folders	per 1000	0645		258.2	258.2	258.2	
Adding machine rolls	per 1000 case	0649 .02		290.5	307.4	307.4	
Composite cans		07		324.1	324.1	327.9	
Pressure sensitive products		0916	12/82	101.7	102.9	104.4	
Pressure sensitive products		0101 .99	12/82	101.7	102.9	104.4	
Building paper and board		092		254.7	253.9	258.9	
Insulation board		0921		269.9	262.9	266.8	
1/2 inch	m sq. ft.	0103 .05		278.4	273.1	275.4	\$91.418
Hardboard and particleboard		0922		232.9	233.6	238.5	
Hardboard, type 11, 1/8 inch	m sq. ft.	0101 .04		236.6	234.1	232.9	139.781
Particleboard, platen-type (mat-formed)		0123 .99	12/82	108.0	111.3	116.4	
Publications, printed matter & printing		093	12/80	128.0	131.0	131.5	
Newspapers		0931	12/80	134.1	138.7	139.5	
Circulation		01	12/80	126.4	125.7	128.0	
Subscriptions, through intermediary		0111 .99	12/80	133.9	131.1	134.9	
Subscriptions, direct to reader		0112 .99	12/80	119.8	123.0	122.4	
Single-copy sales, through intermediary		0121 .99	12/80	113.9	118.8	118.8	
Single-copy sales, direct to reader		0122 .99	12/80	110.7	110.7	110.7	
Advertising		02	12/80	136.7	143.0	143.3	
Classified advertising		0211 .99	12/80	143.6	151.5	151.2	
Commercial advertising, national		0221 .99	12/80	154.3	161.8	161.8	
Commercial advertising, other		0222 .99	12/80	131.8	137.3	137.9	
Periodicals		0932	12/80	131.4	134.5	135.7	
Circulation		01	12/80	128.9	130.7	131.1	
General farm periodicals		0111 .99	12/80	123.6	(³)	127.9	
Industrial periodicals		0121 .99	12/80	129.3	129.3	129.3	
Professional periodicals		0123 .99	12/80	127.0	129.1	132.9	
Women's periodicals, single-copy sales		0132 .99	12/80	138.6	(³)	(³)	
General interest periodicals, subscriptions		0133 .99	12/80	132.5	134.0	134.8	
General interest periodicals, single-copy sales		0134 .99	12/80	120.0	120.6	120.6	
General news periodicals, subscriptions		0135 .99	12/80	123.8	(³)	(³)	
Religious periodicals		0141 .99	12/80	128.2	128.9	128.9	
Advertising		02	12/80	133.4	137.5	139.1	
General farm periodicals		0211 .99	12/80	123.0	128.2	128.2	
Industrial periodicals		0221 .99	12/80	128.2	128.7	129.8	
Merchandising periodicals		0222 .99	12/80	127.5	132.8	132.8	
Professional periodicals		0223 .99	12/80	124.4	126.0	128.4	
Women's periodicals		0231 .99	12/80	131.6	139.4	141.6	
General interest periodicals		0233 .99	12/80	137.1	142.2	145.7	
General news periodicals		0235 .99	12/80	154.7	156.7	156.7	
Religious periodicals		0241 .99	12/80	116.1	116.1	(³)	
Other periodicals, n.e.c.		0243 .99	12/80	110.5	118.0	118.0	
Book publishing		0933	12/80	124.1	125.2	125.3	
Textbooks		01	12/80	132.4	133.4	133.3	
Elementary, hardbound		0111 .99	12/80	129.0	128.1	128.1	
Elementary, paperbound		0112 .99	12/80	129.2	(³)	(³)	
High school, hardbound		0113 .99	12/80	131.0	132.2	132.2	
College, hardbound		0115 .99	12/80	136.4	138.7	138.3	
College, paperbound		0116 .99	12/80	143.5	149.1	148.0	

See footnotes at end of table.

Table 6. Producer prices and price indexes for commodity groupings and individual items—Continued

(1967 = 100 unless otherwise indicated)

Commodity	Unit	Commodity code ¹	Other index base	Index			Price
				Nov. 1983 ²	Feb. 1984 ²	Mar. 1984 ²	Mar. 1984
Book publishing—Continued		0933					
Workbooks		0117 .99	12/80	131.5	133.8	133.8	
Technical, scientific & professional books		02	12/80	120.7	124.0	124.1	
Medical books, hardbound		0213 .99	12/80	125.5	126.0	128.4	
Medical books, paperbound		0214 .99	12/80	115.2	115.2	126.5	
Business books, hardbound		0215 .99	12/80	100.6	100.6	100.6	
Other, hardbound		0217 .99	12/80	129.0	134.1	131.9	
Religious books		03	12/80	124.3	(³)	125.4	
Other, paperbound		0315 .99	12/80	127.9	127.9	127.9	
General books		04	12/80	118.6	119.4	119.2	
Adult trade, hardbound		0411 .99	12/80	107.4	107.8	107.7	
Adult trade, paperbound		0412 .99	12/80	120.1	122.4	122.0	
Mass market paperbacks		0414 .99	12/80	117.8	117.8	116.8	
Juvenile books		0415 .99	12/80	110.4	110.4	110.4	
General reference books		05	12/80	126.1	126.1	127.9	
Subscription encyclopedias		0511 .99	12/80	124.1	124.1	125.6	
Other, including atlases		0514 .99	12/80	148.4	148.4	148.4	
Book printing		0934	12/83	(³)	102.5	102.5	
Books, printed and bound, lithographic		0102 .99	12/83	(³)	102.8	102.8	
Printed or printed and bound, not lithographic		0103 .99	12/83	(³)	100.0	101.6	
Pamphlets, etc., printed or printed and bound		0104 .99	12/83	(³)	102.2	101.3	
Manifold business forms		0935	12/83	(³)	103.2	103.3	
Unit set forms		0101 .99	12/83	(³)	102.9	103.0	
Manifold books		0102 .99	12/83	(³)	100.0	100.1	
Custom continuous forms		0103 .99	12/83	(³)	103.6	103.6	
Stock continuous forms		0104 .99	12/83	(³)	103.6	104.1	
Commercial printing		0937	06/82	103.5	105.3	105.4	
Magazine and periodical printing		01					
Lithographic		0102 .99	06/82	102.8	105.5	105.4	
Gravure		0103 .99	06/82	(³)	(³)	(³)	
Labels for packaging, rolls and sheets		02	06/82	102.9	103.4	103.4	
Letterpress		0201 .99	06/82	101.6	102.3	102.3	
Lithographic		0202 .99	06/82	106.4	106.4	106.4	
Gravure		0203 .99	06/82	102.4	102.6	102.7	
Catalog and directory printing		03	06/82	103.9	107.6	106.4	
Lithographic		0302 .99	06/82	103.5	106.5	106.3	
Financial and legal printing		04	06/82	108.7	107.7	106.2	
Lithographic		0402 .99	06/82	105.4	106.5	106.7	
Advertising printing		05	06/82	102.6	105.7	106.8	
Letterpress		0501 .99	06/82	100.7	112.2	115.4	
Lithographic		0502 .99	06/82	103.1	104.4	105.1	
Other general job printing		06	06/82	103.8	105.0	105.2	
Letterpress		0601 .99	06/82	105.0	106.3	106.3	
Lithographic		0602 .99	06/82	103.1	104.1	104.5	
Gravure		0603 .99	06/82	102.9	106.3	106.3	
Commercial printing, n. e. c.		07	06/82	104.5	105.7	106.0	
Screen printing, excluding textiles		0701 .99	06/82	105.0	106.3	106.6	
Gravure plates and cylinders		0702 .99	06/82	99.8	99.8	100.6	
Metals and metal products		10		310.9	314.6	316.6	
Iron and steel		101		349.5	356.3	356.1	
Iron ore		1011		282.1	282.1	282.1	
Mesabi, regular-unscreened	gr. ton	0106		308.4	308.4	308.4	\$32.530
Pellets	iron unit	0117	12/69	332.2	332.2	332.2	.837
Iron and steel scrap		1012		268.7	313.5	311.8	
No. 1 heavy melting		01		282.5	343.5	339.4	88.813
Pittsburgh	gr. ton	0101 .01		315.2	382.0	372.7	100.500
Chicago	gr. ton	0102 .01		279.7	319.2	319.2	89.000
Philadelphia	gr. ton	0103 .01		261.6	344.1	344.1	96.000
Detroit	gr. ton	0104	06/77	115.0	152.0	142.0	71.000
Birmingham	gr. ton	0105 .01		294.7	375.1	373.0	90.500
Houston	gr. ton	0106	06/77	126.7	140.5	140.5	92.000
Los Angeles	gr. ton	0107 .01		196.9	226.1	235.3	76.500
No. 2 heavy melting		02		292.3	347.8	344.0	79.752
Pittsburgh	gr. ton	0211 .01		294.3	367.9	355.9	89.500
Chicago	gr. ton	0212 .01		296.8	347.0	347.0	83.000
Philadelphia	gr. ton	0213 .01		267.8	328.3	328.3	76.000
Birmingham	gr. ton	0215 .02		320.7	359.2	344.8	71.500
Houston	gr. ton	0216	06/77	118.7	133.3	133.3	82.000
Los Angeles	gr. ton	0217 .01		210.0	242.5	252.0	66.000
No. 2 bundles		03		249.5	306.0	309.2	58.081
Pittsburgh	gr. ton	0321 .01		228.2	272.9	270.7	60.500
Chicago	gr. ton	0322 .01		270.0	341.2	330.6	62.000
Philadelphia	gr. ton	0323 .01		246.5	296.8	296.8	59.000
Detroit	gr. ton	0324	06/77	136.2	187.0	187.0	64.500

See footnotes at end of table.

Table 6. Producer prices and price indexes for commodity groupings and individual items—Continued

(1967 = 100 unless otherwise indicated)

Commodity	Unit	Commodity code ¹	Other index base	Index			Price
				Nov. 1983 ²	Feb. 1984 ²	Mar. 1984 ²	Mar. 1984
Iron and steel scrap—Continued		1012					
Birmingham	gr. ton	0325 .01		353.3	382.4	460.2	\$71.000
Houston	gr. ton	0326	06/77	113.1	113.1	113.1	56.000
Los Angeles	gr. ton	0327 .02		60.4	120.8	120.8	22.000
Melting, r.r. no. 1		04		300.0	367.3	359.8	101.971
Pittsburgh	gr. ton	0431 .01		263.3	328.4	311.4	100.500
Chicago	gr. ton	0432 .01		328.5	398.4	398.4	114.000
Birmingham	gr. ton	0435 .01		342.1	424.6	424.6	105.500
Houston	gr. ton	0436	06/77	108.4	124.0	124.0	81.249
No. 1 cupola cast iron		05		204.1	224.8	222.3	78.110
Pittsburgh	gr. ton	0541	06/77	97.2	105.6	105.6	75.000
Philadelphia	gr. ton	0543	06/77	111.8	125.3	125.3	76.405
Detroit	gr. ton	0544	06/77	69.7	73.8	73.8	64.553
Birmingham	gr. ton	0545	06/77	108.6	114.8	110.5	89.500
Houston	gr. ton	0546	06/77	111.8	119.4	112.5	90.556
Los Angeles	gr. ton	0547	06/77	111.0	143.8	143.8	105.000
No. 1 bundles		06		312.1	384.1	377.4	102.018
Pittsburgh	gr. ton	0651 .01		330.3	405.6	390.8	119.500
Chicago	gr. ton	0652 .01		344.7	392.9	392.9	114.000
Philadelphia	gr. ton	0653 .01		272.7	337.6	337.6	104.000
Detroit	gr. ton	0654	06/77	152.6	189.5	180.7	103.000
Birmingham	gr. ton	0655 .01		298.9	380.4	374.2	89.500
Houston	gr. ton	0656	06/77	120.6	131.3	131.3	86.000
Los Angeles	gr. ton	0657 .01		184.5	302.8	302.8	87.991
Stainless bundles		07		221.3	218.1	227.2	568.525
Pittsburgh	gr. ton	0761 .01		229.1	228.1	232.9	612.500
Chicago	gr. ton	0762 .01		211.1	204.4	211.2	542.500
Detroit	gr. ton	0764	06/77	106.3	106.3	120.0	570.000
Foundry and forge shop products		1015		352.8	357.1	356.9	
Pressure & soil pipe and fittings, cast ir		02	12/80	103.6	107.5	107.3	
Soil pipe & fittings, gray & ductile iron		0235 .99	12/80	103.7	111.8	111.8	
Pressure pipe and fittings, ductile iron		0237 .99	12/80	100.4	102.2	102.2	
Pressure pipe and fittings, gray iron		0239 .99	12/80	105.2	106.3	106.0	
Motor vehicle castings, gray & ductile iron		03	12/80	113.9	116.9	117.1	
Castings for passenger cars, gray iron		0321 .99	12/80	114.4	117.7	118.5	
Castings for other motor vehicles, gray iron		0322 .99	12/80	114.0	116.1	116.8	
Castings for passenger cars, ductile iron		0323 .99	12/80	115.0	119.4	115.7	
Castings for other motor vehicles, ductile iron		0324 .99	12/80	103.2	103.4	102.6	
Gray & ductile iron castings, other		04	12/80	110.2	110.9	110.9	
Molds & stools for heavy steel ingots		0423 .99	12/67	393.1	393.1	393.1	
Castings for construction & utility use		0425 .99	12/80	110.1	110.6	110.6	
Ductile iron castings, other		0427 .99	12/80	110.9	112.0	111.8	
Gray iron castings, other		0429 .99	12/80	110.8	111.7	111.7	
Malleable iron foundries		05	06/81	106.7	108.1	108.1	
Standard malleable iron castings		0511 .99	06/81	107.1	109.0	109.0	
Pearlitic malleable iron castings		0522 .99	06/81	105.5	105.5	105.5	
Steel investment foundries		06	06/81	(?)	115.3	115.3	
Carbon and low alloy steel investment castings		0614 .99	06/81	113.0	113.7	113.7	
High alloy steel investment castings		0621 .99	06/81	115.9	115.9	115.8	
Other steel foundries, carbon steel castings		07	06/81	106.1	108.1	108.0	
Railroad wheels and specialties		0712 .99	06/81	95.5	99.2	99.1	
All other carbon steel castings		0736 .99	06/81	108.9	110.4	110.3	
Other steel foundries, high alloy steel cast		08	06/81	104.4	104.6	104.5	
All other high alloy steel castings		0818 .99	06/81	105.1	105.3	105.2	
Other steel foundries, low alloy steel cast		09	06/81	107.9	107.7	107.5	
All other low alloy steel castings		0917 .99	06/81	108.3	108.0	107.9	
Open die or smith forgings, ferrous		12	06/82	99.5	99.5	99.8	
Carbon steel		1261 .99	06/82	(?)	(?)	(?)	
Alloy steel, excluding stainless and hi-temp		1263 .99	06/82	96.4	95.1	95.7	
Other forge shop products		13	06/82	99.9	99.4	99.0	
Seamless rolled ring forgings, ferrous		1329 .99	06/82	(?)	(?)	(?)	
Closed die forgings, carbon steel		1351 .99		401.5	402.4	402.3	
Closed die forgings, alloy steel		1353 .99		(?)	(?)	(?)	
Closed die forgings, stainless steel		1355 .99	12/83	(?)	100.0	100.0	
Blast and electric furnace products		1016		305.9	309.3	307.0	
Blast furnace products		02	06/82	100.0	100.6	100.2	
Pig iron		0291 .99	06/82	99.9	100.5	100.2	
Electric furnace products		03	06/82	96.2	97.4	96.6	
Ferrosilicon		0312 .99		292.0	300.6	300.3	
Other electric furnace products		0315 .99	06/83	104.0	104.9	103.8	
Steel mill products ⁷		1017		359.5	363.5	363.6	
Semifinished steel mill products		02	06/82	99.9	98.6	98.6	
Semifinished steel mill products		0299 .99		370.1	365.2	365.2	
Hot rolled sheet and strip, incl. tin mill		03	06/82	108.5	109.8	109.9	
Hot rolled bars, plates, & structural shap		04	06/82	99.0	99.8	99.8	
Steel wire		05	06/82	98.0	98.7	98.7	
Plain wire, carbon steel		0511 .99		362.9	364.7	364.8	
Galvanized wire, carbon steel		0515 .99	06/82	91.9	91.8	91.9	

See footnotes at end of table.

Table 6. Producer prices and price indexes for commodity groupings and individual items—Continued

(1967=100 unless otherwise indicated)

Commodity	Unit	Commodity code ¹	Other index base	Index			Price
				Nov. 1983 ²	Feb. 1984 ²	Mar. 1984 ²	Mar. 1984
Steel mill products—Continued		1017					
Other coated wire, carbon steel		0519 .99	06/82	98.2	98.6	98.6	
Wire, stainless steel		0551 .99	06/82	96.0	99.5	99.7	
Steel pipe and tubes		06	06/82	92.5	93.7	93.8	
Standard pipe, carbon		0611 .99	06/82	90.9	91.5	91.5	
Line pipe, carbon		0612 .99		410.7	405.6	405.6	
Casing (OCTG), carbon		0614 .99		392.5	390.0	390.0	
Tubing (OCTG), carbon		0615 .99	06/82	76.3	70.6	70.6	
Pressure tubing, seamless, carbon		0621 .99	06/82	87.4	87.4	87.4	
Pressure tubing, welded, carbon		0622 .99	06/82	97.0	97.2	97.2	
Mechanical tubing, seamless, carbon		0623 .99		432.8	432.8	432.8	
Mechanical tubing, welded, carbon		0624 .99		279.0	299.3	301.5	
Structural pipe and tubing, carbon		0627 .99	06/82	97.6	99.1	99.1	
Line pipe, alloy		0631 .99	06/82	72.7	(³)	(³)	
Casing (OCTG), alloy		0634 .99		443.9	419.7	419.7	
Tubing (OCTG), alloy		0635 .99	06/82	93.5	93.5	93.5	
Mechanical tubing, alloy		0645 .99	06/82	97.9	97.9	98.6	
Pressure tubing, welded, stainless		0662 .99	06/82	95.2	108.4	109.3	
Mechanical tubing, welded, stainless		0664 .99		256.6	276.2	(³)	
Other pipe and tubing, incl. std. pipe, stainless		0669 .99	06/82	107.8	111.0	110.0	
Cold rolled sheets and strip		07	06/82	110.0	112.1	112.1	
Sheets, c.r., carbon		0711 .99		382.5	386.6	386.6	
Strip, c.r., carbon		0715 .99		369.8	387.7	387.7	
Sheets and strip, c.r., alloy		0733 .99	06/82	105.4	106.7	106.7	
Sheets, c.r., stainless		0751 .99		243.9	270.4	270.4	
Strip, c.r., stainless		0755 .99		255.5	260.9	260.9	
Cold finished bars		08	06/82	102.2	104.1	104.1	
Bars, c.f., carbon		0811 .99		350.1	352.7	352.7	
Bars, c.f., alloy		0831 .99		331.9	330.7	330.7	
Bars, c.f., stainless, 300 series		0852 .99		285.3	310.2	310.2	
Other steel mill products		09	06/82	101.1	100.8	100.8	
Nonferrous metals		102		276.6	279.5	286.1	
Nonferrous metal ores		1021					
Silver concentrates		0401 .99	12/83	(³)	97.1	110.4	
Primary nonferrous metals		1022		295.4	295.8	305.7	
Primary nonferrous metals, except precious		01		257.9	259.3	265.6	
Aluminum paste pigment	lb.	0109 .01		328.0	328.0	328.0	\$1.488
Primary aluminum ingot, unalloyed		0117 .99	12/80	105.1	104.9	104.9	
Primary aluminum ingot, alloyed		0118 .99	12/80	104.3	104.7	103.6	
Primary aluminum, other types, except extrusion billet		0119 .99	12/80	95.3	93.8	94.1	
Aluminum extrusion billet		0121 .99	12/80	105.6	105.3	104.7	
Cobalt	lb.	0122		675.7	675.7	675.7	12.500
Domestic copper cathode		0123 .99		170.8	173.4	186.9	
Tin, pig, grade A	lb.	0126 .01		404.2	385.5	391.8	5.855
Lead, pig, common	lb.	0127		185.7	185.7	189.3	.265
Nickel, cathode sheets	lb.	0128		376.1	376.1	376.1	3.290
Zinc, slab, prime Western	lb.	0132		343.9	357.9	371.9	.534
Zinc, slab, special high grade	lb.	0133		330.9	344.3	357.6	.535
Antimony	lb.	0136		258.2	355.9	381.0	1.365
Mercury, 76 lb. flask	flask	0146 .01		69.1	59.0	60.1	300.000
Magnesium, pig ingot	lb.	0151		383.9	397.8	397.8	1.430
Titanium sponge	lb.	0156 .02		400.7	400.7	400.7	5.550
Precious metals		02		630.5	619.6	665.2	
Gold, refined	tr. oz.	0271		1095.0	1074.3	1135.0	397.250
Silver, bar, refined, .999 fine	tr. oz.	0272		595.4	584.6	644.8	9.800
Platinum	tr. oz.	0273		431.3	431.3	431.3	475.000
Nonferrous scrap		1023		227.3	236.0	248.5	
Copper base scrap		01		131.2	135.3	149.6	
Copper scrap, no. 2 refiner	lb.	0106 .01		125.9	132.3	140.0	.545
Heavy yellow brass scrap	lb.	0111		140.8	143.0	168.3	.383
No. 1 composition (red brass) scrap	lb.	0116		151.4	151.4	163.7	.563
Aluminum base scrap		02		579.2	612.5	612.5	
Aluminum seg. low-copper clips, N.Y. lb.		0222 .01		514.0	539.4	539.4	.425
Old aluminum, scrap, sheet and cast, N.Y.	lb.	0223 .01		617.3	654.2	654.2	.355
Other nonferrous scrap nec.		03		215.3	214.7	229.8	
Scrap lead battery plates	lb.	0321		286.7	285.1	289.4	.181
New scrap nickel, clips and solids, N.Y.	lb.	0326		132.3	132.3	132.3	1.150
Block tin pipe scrap	lb.	0331		324.7	324.7	324.7	4.100
Old scrap zinc N.Y.	lb.	0336 .01		235.5	235.5	302.8	.135
Secondary nonferrous metals		1024		254.2	254.8	259.5	
Aluminum, except extrusion billet		02	12/80	107.5	111.9	111.0	
Aluminum ingot		0201 .99	12/80	103.2	108.2	106.6	
Other types, except extrusion billet		0202 .99	12/80	108.0	108.4	111.1	
Refined copper		03	12/80	72.4	72.2	75.2	
Brass ingot, alloyed		0302 .99	12/80	76.9	79.5	82.5	
Bronze ingot, alloyed		0304 .99	12/80	82.0	82.2	83.8	

See footnotes at end of table.

Table 6. Producer prices and price indexes for commodity groupings and individual items—Continued

(1967 = 100 unless otherwise indicated)

Commodity	Unit	Commodity code ¹	Other index base	Index			Price
				Nov. 1983 ²	Feb. 1984 ²	Mar. 1984 ²	Mar. 1984
Secondary nonferrous metals—Continued							
Other copper-base alloys, except brass and bronze		1024					
Refined lead		0305 .99	12/80	88.0	79.3	87.7	
Lead, unalloyed		04	12/80	87.7	83.9	84.2	
Antimonial lead, alloyed		0401 .99	12/80	79.3	76.1	79.3	
Refined zinc		0402 .99		212.7	192.9	190.8	
Zinc dust, unalloyed		05	12/80	113.1	119.1	122.6	
Zinc-base alloys		0502 .99	12/80	122.4	122.8	123.4	
Precious metals		0503 .99	12/80	111.0	117.5	120.8	
Gold, unalloyed		06	12/80	60.6	59.5	63.0	
Silver, unalloyed		0601 .99	12/80	62.8	61.7	65.1	
Other nonferrous metals		0602 .99	12/80	54.2	53.6	58.3	
		07	12/80	81.9	77.1	77.1	
Nonferrous mill shapes							
Aluminum mill shapes		1025		312.4	318.1	325.6	
Sheet, flat 5052-H 32	lb.	01		322.4	331.1	336.2	
Sheet, coiled, bare, siding		0101 .04		311.5	336.0	342.0	\$1.428
Sheet, coiled, bare, finstock		0103 .99		274.9	291.9	298.8	
Sheet, coiled, bare, all others		0104 .99		363.4	375.7	385.2	
Sheet, coiled, nonheat-treatable, precoated		0107 .99	06/81	110.9	115.0	118.6	
Sheet, flat, nonheat-treatable, bare		0108 .99	06/81	111.9	114.6	117.0	
Foil, plain (under .006 inches)		0109 .99	06/81	110.4	118.7	118.4	
Sheet, coiled, heat treatable		0111 .99		218.8	224.0	225.9	
Tube, extruded, 6000 alloy series		0114 .99	06/83	108.2	108.2	109.8	
Tube, drawn, 6000 alloy series		0121 .99	12/68	300.5	299.5	305.2	
Plate, heat treatable 7075-T651	lb.	0123 .99	12/69	284.7	310.5	310.5	
Bar, extruded, other than 2000 and 7000 alloy series		0127 .03	12/68	415.1	420.0	435.7	2.386
Pipe, extruded		0132 .99	12/81	98.5	100.5	100.7	
Rod, extruded, other than 2000 and 7000 alloy series		0135 .99	12/81	111.4	111.4	111.4	
Extrusion, solid, circle size under 3		0147 .99	12/81	107.3	107.9	107.9	
Extrusion, solid, circle size 3 to under 4		0151 .99	12/81	112.1	113.7	113.1	
Extrusion, solid, circle size 4 to under 5		0152 .99	12/81	111.6	116.2	115.0	
Extrusion, solid, circle size 5 to 9		0153 .99	12/81	114.6	116.7	116.7	
Extrusion, solid, in 2000 and 7000 alloy series		0154 .99	12/81	110.8	110.6	110.8	
Copper and brass mill shapes		0157 .99	12/81	103.7	100.5	102.3	
Copper-base alloy strip		02		212.5	215.9	220.4	
Copper-base alloy rod		0231 .99		251.1	255.3	257.9	
Copper-base alloy tube; non-plumbing		0232 .99		185.6	190.2	196.3	
Copper tubing, non-plumbing		0233 .99		255.9	258.2	266.5	
Copper tubing, plumbing		0253 .99		201.8	202.9	209.1	
Copper sheet or strip		0254 .99	12/80	77.1	77.5	80.4	
Copper rod		0255 .99		240.2	246.9	243.8	
Nickel alloy mill shapes		0256 .99	12/80	82.5	84.7	86.5	
Nickel plate, 200 alloy	lb.	04	12/70	254.7	254.7	254.7	
Monel sheet, 400 alloy	lb.	0462	12/70	293.1	293.1	293.1	6.390
Titanium mill shapes		0463		377.5	377.5	377.5	5.190
Titanium mill shapes		05	12/70	311.6	311.7	311.7	
Other mill shapes		0501 .99	06/82	83.0	83.0	83.0	
Gold mill shapes		19	12/70	369.8	369.5	394.7	
Other lead mill shapes, except powder and wire		1901 .99	06/82	121.9	122.5	125.7	
Other nonferrous metal wire		1907 .99	06/83	99.1	98.6	99.2	
Other nonferrous metal mill shapes		1998 .99	06/83	99.3	98.1	97.8	
		1999 .99	06/83	99.0	99.1	100.3	
Nonferrous wire and cable							
Electric wire and cable		1026		201.6	201.8	201.8	
Telephone and telegraph wire and cable		0301 .99	12/82	102.9	103.6	103.5	
Control and signal wire and cable		0303 .99	12/82	102.3	102.2	101.8	
Building wire and cable		0305 .99	12/82	102.3	101.4	103.1	
Apparatus wire and cordage		0307 .99	12/82	105.7	99.9	100.4	
Magnet wire		0309 .99	12/82	97.6	98.3	99.0	
Power wire and cable		0311 .99	12/82	99.0	99.5	101.6	
Copper bare wire, alloyed		0313 .99	12/82	99.4	105.1	102.7	
Automotive primary wire		0315 .99	12/80	98.2	100.0	100.4	
Airframe, shipboard and ground support cable		0317 .99		226.5	229.8	229.6	
Other insulated and covered wire and cable, copper		0323 .99	12/82	89.4	95.8	93.0	
		0325 .99	12/82	97.1	97.7	102.0	
Nonferrous forge shop products							
Hot impression die, impact, press, & upset forgings		1027	12/83	(?)	101.8	101.6	
Other forgings		0111 .99	12/83	(?)	102.1	102.2	
		0122 .99	12/83	(?)	100.1	98.1	
Nonferrous foundry shop products							
Castings, alum./alum.-base alloy		1028	06/77	144.2	145.3	146.4	
Motor vehicle die castings		02	06/77	150.4	151.3	151.6	
Other die castings		0201 .99	12/72	296.8	295.6	296.7	
Sand castings		0203 .99	06/83	106.0	106.1	106.1	
Perm. and semi-perm. mold castings		0204 .99	06/83	103.0	105.0	106.3	
Other castings and cast products		0205 .99	06/83	105.0	105.4	105.8	
Copper and copper-base alloy castings		0206 .99	06/83	95.8	106.3	101.2	
Copper and copper-base alloy sand castings		03	06/83	100.8	100.7	100.8	
Other copper/copper-base alloy castings		0301 .99	06/83	101.1	101.1	101.6	
Copper-base bearings/bushings, nonmachined		0302 .99	06/83	99.9	99.5	99.1	
		0303 .99	06/83	100.5	100.5	99.0	

See footnotes at end of table.

Table 6. Producer prices and price indexes for commodity groupings and individual items—Continued

(1967 = 100 unless otherwise indicated)

Commodity	Unit	Commodity code ¹	Other index base	Index			Price
				Nov. 1983 ²	Feb. 1984 ²	Mar. 1984 ²	Mar. 1984
Nonferrous foundry shop products—Continued							
Zinc and zinc-base alloy castings		1028					
Zinc and zinc-base alloy castings		04	06/83	104.8	106.8	110.7	
Zinc and zinc-base alloy castings		0401 .99	06/77	136.6	139.3	144.6	
Magnesium and magnesium-base castings		05 .99	06/83	102.0	102.0	102.0	
Other nonferrous castings		06	06/83	101.1	102.3	101.7	
Other nonferrous castings		0601 .99	06/83	101.1	102.3	101.7	
Metal containers							
Metal cans and can components		103		338.2	344.9	345.6	
Metal cans and can components							
Steel cans		1031		341.8	349.3	349.7	
Fruit and fruit juice can		02	06/81	108.1	110.4	110.5	
Vegetable & vegetable juice can		0209 .99	06/81	114.2	121.5	121.0	
Lard and shortening can		0211 .99		367.7	367.7	372.4	
All other food (including soup) cans		0214 .99	06/81	(³)	(³)	(³)	
Paint and varnish can		0215 .99	06/81	112.3	119.0	119.0	
Aerosol can		0218 .99	06/81	110.7	113.3	113.3	
All other non-food cans		0219 .99	06/81	98.5	99.6	99.6	
Aluminum cans		0222 .99	06/81	102.8	103.2	104.0	
Soft drink can		03	06/81	103.5	106.1	106.2	
Beer can		0301 .99	12/72	215.5	221.6	221.6	
All other food (including soup) cans		0302 .99	12/70	254.5	259.2	259.3	
Metal can component (steel and aluminum)		0304 .99	06/81	(³)	(³)	(³)	
Metal can component (steel and aluminum)		04	06/81	117.4	117.7	117.7	
Metal can components (steel and aluminum)		0401 .99	06/81	117.4	117.7	117.7	
Barrels, drums, and pails							
Steel pails		1032		318.0	319.9	322.4	
Steel shipping barrels and drums		0101 .99		277.9	277.9	281.0	
All other metal barrels		0102 .99		336.3	339.4	342.0	
		0103 .99	06/83	99.9	99.9	99.9	
Hardware							
Hardware, n.e.c.		104		293.1	292.9	293.2	
Builders hardware							
Builders hardware		1041		271.1	270.0	270.0	
Padlock combination	doz.	01		289.0	294.5	294.3	
Padlock, pin tumbler	doz.	0105 .02	12/75	136.6	136.6	136.6	
Cabinet hinge	ea.	0108 .04		348.0	333.9	333.9	\$48.529
Door lock, mortise, std. duty, keyed	ea.	0111 .06		318.3	329.9	(³)	
Door lock, bored, std. duty, keyed	ea.	0113 .04	12/75	172.2	178.8	178.8	
Door lock, bored, residential, keyless	ea.	0114 .03	12/70	278.2	292.9	292.9	
Door lock, bored, residential, keyed	ea.	0116 .08		276.7	271.9	(³)	(³)
Exit device, heavy duty, rim type	ea.	0118 .04	12/75	164.5	164.5	165.8	13.323
Full mortise hinges, light wt.	pr.	0119 .06	12/67	289.2	293.7	293.7	152.082
Sash fastener	ea.	0121 .02		295.8	299.6	299.6	.960
Door closer, overhead, commodity grade	ea.	0125 .05	12/67	334.2	334.2	334.2	.520
Door stop	ea.	0131 .05		234.0	242.2	242.2	34.414
Cabinet pull	ea.	0136 .03	12/75	180.3	191.1	191.1	
Dead lock, standard duty	ea.	0137 .01	12/75	213.4	217.1	(³)	(³)
Transportation equipment hardware	ea.	0138 .01	12/75	137.2	136.7	138.3	10.912
Other automobile hardware	set	03	12/67	236.4	229.4	229.4	
Stern cleat, marine	ea.	0345 .31	12/67	(³)	(³)	(³)	
Stern light, marine	ea.	0347 .05	12/68	266.0	223.1	223.1	
Furniture hardware	ea.	0351 .07	12/68	260.3	252.9	252.9	
Bedframe caster	400 pcs	04		372.7	378.4	378.4	
Caster, office chair	ea.	0456 .05	12/67	328.1	328.1	328.1	
Desk lock, cam type	ea.	0457 .06	12/67	294.8	298.1	298.1	
	ea.	0461 .02	12/67	398.9	411.9	411.9	
Hand and edge tools							
Wrench, open-end		1042		351.5	353.9	354.9	
Wrench, box		0131 .99		345.2	359.0	359.0	
Adjustable wrench, including pipe		0132 .99		405.9	405.9	405.9	
Screwdrivers		0133 .99		311.5	312.5	312.9	
Wrench socket		0141 .99		290.9	289.4	289.4	
All other wrenches		0147 .99		308.4	309.2	309.2	
Pliers		0149 .99	06/83	100.8	101.2	101.2	
Hammers, light forged		0151 .99		328.3	335.5	335.5	
Steel goods (forks, hoes, rakes, etc.)		0161 .99		292.3	301.9	302.3	
All other mechanics' hand service tools		0166 .99		393.3	384.9	384.9	
All other edge tools		0178 .99	06/83	100.0	100.1	100.1	
Hacksaw blades		0179 .99	06/83	100.6	101.8	101.9	
Handsaw, crosscut	per 100	0181 .03		179.4	180.6	180.6	33.661
Other hand tools, except edge tools	ea.	0182 .02	12/72	(³)	215.6	(³)	(³)
	ea.	0183 .99	06/83	101.2	101.5	102.9	
Plumbing fixtures and brass fittings							
Enameled iron fixtures		105		294.1	296.9	299.9	
Enameled iron fixtures							
Enameled iron bathtubs		1051		330.3	336.1	340.8	
Enameled iron lavatories		0101 .99		299.6	307.4	309.9	
Enameled iron sinks		0111 .05		398.1	396.7	408.7	
		0121 .02		389.8	396.0	400.9	
Vitreous china fixtures		1052		285.6	288.0	291.1	

See footnotes at end of table.

Table 6. Producer prices and price indexes for commodity groupings and individual items—Continued

(1967=100 unless otherwise indicated)

Commodity	Unit	Commodity code ¹	Other index base	Index			Price
				Nov. 1983 ²	Feb. 1984 ²	Mar. 1984 ²	Mar. 1984
Vitreous china fixtures—Continued		1052					
Lavatory	ea.	0101 .04		334.8	339.1	343.6	
Water closet combination	ea.	0111 .05		240.2	240.8	242.5	
Steel fixtures		1053		236.0	237.6	239.1	
Enameled steel bathtubs		0101 .99		212.4	214.0	215.0	
Stainless steel sinks		0113 .99	12/74	148.3	150.1	150.7	
Enameled steel lavatories		0121 .99	12/80	108.7	108.1	108.1	
Brass fittings		1054		297.5	300.2	302.9	
Bath and shower fittings		0211 .99	06/83	100.2	100.4	102.9	
Lavatory fittings		0215 .99	06/83	101.1	100.4	101.3	
Sink fittings		0219 .99	06/83	98.7	101.5	102.2	
Miscellaneous brass goods		0223 .99	06/83	101.1	102.0	102.4	
Heating equipment		106		245.5	248.4	248.8	
Steam and hot water equipment		1061		255.7	256.3	256.4	
Gas heating boilers		0102 .99		259.2	260.1	260.2	
Oil heating boilers		0103 .99		275.9	276.5	276.5	
Steel heating boilers		0111 .99		246.1	246.1	246.1	
Steel heating boilers over 400 mbh		0113 .99	12/80	117.4	117.4	117.4	
All other radiators and convectors		0141 .99	12/80	119.0	119.0	121.7	
Warm air furnaces		1062		243.4	249.4	251.0	
Gas-fired wall furnaces		0136 .99		333.3	333.5	333.5	
Forced air, gas		0142 .99		257.6	264.7	264.7	
Gas-fired floor furnaces		0146 .99	12/80	134.1	138.8	144.2	
Conversion burners		1063		236.0	236.3	238.2	
Commercial/industrial oil burners		0111 .99	12/80	119.5	121.2	121.2	
Gas burners over 400 mbh		0116 .99	12/80	114.6	115.7	115.7	
Gas burners, 400 mbh and under		0121 .99		255.7	259.6	257.7	
Com./ind. dual fuel burners		0136 .99	12/80	117.2	119.9	119.9	
Domestic heating stoves		1064		213.8	214.0	207.2	
Wood/coal stoves, non-airtight		0121 .99	12/80	116.2	118.0	112.9	
Wood/coal stoves, airtight		0126 .99	12/80	120.6	119.4	119.4	
Unit heaters and ventilators		1065	12/67	221.8	228.7	230.0	
Unit heaters		01	12/67	295.7	304.9	306.6	
Gas fired propeller-fan type, under 400 mbh		0121 .99		263.3	268.5	271.8	
Steam, propeller fan type	ea.	0126 .05	12/67	293.1	305.2	305.2	\$305.110
Water heaters, domestic		1066		245.9	245.8	245.9	
Electric		0101 .99		216.9	216.0	215.9	
Gas		0113 .99		261.9	262.6	262.9	
Oil		0115 .99	12/82	107.0	(³)	109.2	
Solar water heater system		0117 .99	12/82	105.2	103.6	102.5	
Other systems and other parts		1067	12/80	117.6	118.3	118.3	
Other heating systems		01	12/80	116.9	117.7	117.8	
Gas-fired infra-red heaters		0116 .99	12/80	117.6	117.6	117.6	
Non-electric fireplaces		0121 .99	12/80	106.3	106.3	107.1	
Other heating systems, n. e. c.		0126 .99	12/80	118.1	119.2	119.2	
Other parts for heating systems		02	12/80	117.9	118.6	118.6	
Other parts, n. e. c.		0216 .99	12/80	118.2	121.8	121.8	
Fabricated structural metal products		107		305.3	306.9	308.5	
Metal doors, sash, and trim		1071		306.1	306.6	307.1	
Metal doors and frames, exc. storm		02	06/83	102.3	103.7	103.8	
Aluminum doors		0201 .99	06/83	103.3	104.5	104.6	
Iron and steel doors		0203 .99	06/83	101.3	102.0	102.0	
Steel door frames		0205 .99		341.2	341.2	341.2	
Shower doors and tub enclosures		0207 .99	06/83	100.0	112.0	112.0	
Metal window sash and frames, exc. storm		03	06/83	103.4	103.0	103.1	
Aluminum window sash and frames		0309 .99	06/83	103.6	103.2	103.3	
Steel window sash and frames		0311 .99		379.5	379.5	379.5	
Metal molding and trim and storefronts		04	06/83	105.7	102.4	102.8	
Metal molding and trim and storefronts		0413 .99	06/83	105.7	102.4	102.8	
Storm sash and doors		05	06/83	103.8	104.0	104.4	
Storm sash and doors		0515 .99	06/83	103.8	104.0	104.4	
Screens and weatherstrip		06	06/83	101.6	101.6	102.0	
Screens and weatherstrip		0617 .99	06/83	101.6	101.6	102.0	
Metal tanks		1072		304.2	304.6	305.2	
Pressure vessels, non-aluminum		0102 .99	06/80	116.3	119.4	(³)	
Elevated water tank, field erected		0111 .99		455.8	455.9	(³)	
Bulk storage tank, 6,000 gallons or less		0112 .99		322.2	322.8	322.8	
Bulk storage tank, over 6,000 gallons		0113 .99		284.3	287.5	287.5	

See footnotes at end of table.

Table 6. Producer prices and price indexes for commodity groupings and individual items—Continued

(1967=100 unless otherwise indicated)

Commodity	Unit	Commodity code ¹	Other index base	Index			Price
				Nov. 1983 ²	Feb. 1984 ²	Mar. 1984 ²	Mar. 1984
Metal tanks—Continued		1072					
Non-LPG gas cylinders		0122 .99	06/80	108.8	109.7	109.7	
Other pressure tanks		0133 .99	06/80	86.2	(?)	84.2	
Custom tank, 3/4 in. and less		0138 .99	06/80	120.4	119.8	119.8	
Petroleum storage tanks		0147 .99	06/80	115.3	116.1	116.1	
Sheet metal products		1073		314.4	318.4	322.4	
Roofing, steel		0101 .99		353.9	353.9	353.9	
Siding, aluminum		0109 .99	12/82	105.1	108.3	109.6	
Siding, steel		0116 .99	06/83	101.3	101.3	101.3	
Floor, fabricated metal		0117 .99	06/83	95.0	98.2	98.2	
Stovepipe, furnace smokepipe, elbows & ducts, steel		0145 .99	12/82	103.3	103.3	103.3	
Air conditioning ducts, incl. dust collecting, steel		0146 .99	12/82	101.2	99.8	101.2	
Culverts, flumes, and irrigation pipes, steel		0162 .99	12/82	101.1	102.3	101.9	
Culverts, flumes, and irrigation pipes, aluminum		0163 .99	12/82	105.2	112.7	112.7	
Restaurant, hotel, and kitchen equipment, steel		0164 .99	12/82	103.0	103.0	107.5	
Awnings, canopies, and carports, prefab., aluminum		0165 .99	12/82	105.6	(?)	118.8	
Other sheet metal work, steel		0166 .99	12/82	102.2	104.8	104.9	
Other sheet metal work, aluminum		0167 .99	12/82	106.5	111.4	112.1	
Other sheet metal work, not steel or aluminum		0169 .99	06/83	100.0	103.1	103.1	
Struct., arch., pre-eng. metal products		1074		294.5	295.7	298.0	
Fabricated iron and steel pipe and fitting		02	06/81	97.9	99.7	100.2	
Petrochemical		0201 .99	06/81	77.6	81.1	(?)	
Nonpressure pipe: heating, ventilation		0206 .99	06/81	(?)	(?)	(?)	
Other iron and steel pipe fabrication		0214 .99	06/81	103.8	103.8	105.3	
Fabricated iron and steel tube and fitting		03	06/81	110.7	110.2	113.1	
Seamless tubing		0301 .99	06/81	112.9	112.9	(?)	
Welded tubing		0302 .99	06/81	110.4	109.5	114.4	
Nonferrous pipe and tube fabrication		04	06/81	(?)	110.4	110.4	
Aluminum pipe and tube fabrication		0401 .99	06/81	109.5	110.6	110.6	
Other nonferrous pipe and tube fabrication		0403 .99	06/81	(?)	(?)	(?)	
Fabricated structural metal		05	06/81	101.7	102.2	103.3	
Fabricated structural metal for buildings		0501 .99		308.8	309.4	313.3	
Fabricated structural metal for bridges		0511 .99		268.5	269.4	273.3	
Other fabricated structural metal		0512 .99	06/82	98.9	100.6	100.6	
Miscellaneous metal work		07	06/81	91.7	91.1	91.4	
Expanded metal lath	sq. yd.	0781 .03		335.8	339.9	326.5	\$1.274
Expanded corner bead	m lin.ft.	0782 .02		341.1	(?)	(?)	
Fabricated bars	lb.	0791 .09	12/73	(?)	160.9	162.3	
Architectural and ornamental metalwork		08	12/83	(?)	100.4	100.1	
Warm air or air conditioning grilles, registers, etc.		0801 .99	12/83	(?)	100.6	100.6	
Stairs		0803 .99	12/83	(?)	100.2	102.6	
Railings		0804 .99	12/83	(?)	100.9	100.5	
Grating and grating treads		0805 .99	12/83	(?)	102.7	103.5	
Light gauge metal framing		0806 .99	12/83	(?)	102.0	95.2	
Other architectural and ornamental metalwork		0809 .99	12/83	(?)	100.2	100.4	
Heat exchangers and condensers		1075	06/80	127.8	126.8	127.9	
Bare tube heat exchangers		0101 .99	06/80	136.2	136.9	136.7	
Fin tube heat exchangers		0102 .99	06/80	119.8	117.1	117.1	
Fabricated steel plate		1076	06/80	109.7	110.2	110.2	
Weldments		0111 .99	06/80	111.4	111.4	111.4	
Other fabricated plate		0121 .99	06/80	106.0	106.3	106.3	
Steel power boilers		1077	06/80	127.1	127.6	127.5	
Prefabricated metal buildings		1079	06/81	103.5	104.2	102.5	
Prefab. metal bldg systems, ex. farm svcs		01	12/81	94.6	95.5	91.7	
Industrial and commercial		0115 .99	12/81	94.6	95.5	91.5	
Other prefab. & portable metal buildings		02	12/81	103.3	104.3	104.9	
Grain storage bldgs., incl. farm & commercial types		0214 .99	12/81	95.0	99.9	105.1	
Other farm service buildings, steel and aluminum		0215 .99	12/81	(?)	(?)	(?)	
Small utility bldgs, incl. tool sheds, cabanas, etc.		0221 .99	12/81	102.4	102.4	103.2	
Dwellings & other non-farm buildings		0235 .99	12/81	106.1	108.7	107.9	
Panels, parts, & sections for prefab bldgs		03					
Panels, parts, sections for prefabricated buildings		0354 .99	12/81	100.5	100.3	100.7	
Miscellaneous metal products		108		289.5	290.7	291.7	
Bolts, nuts, screws, rivets, and washers		1081		270.1	272.0	272.5	
Externally threaded fasteners, ex. aircraft		02	06/82	101.6	102.7	102.8	
Hex bolts		0206 .99	06/82	88.9	89.1	89.7	
Square and round bolts		0207 .99	06/82	103.1	103.1	103.1	
Studs		0208 .99	06/82	100.9	103.6	106.8	
Flanged, self-locking set and wood screws		0209 .99	06/82	136.9	138.9	141.0	
Machine screws		0221 .99	06/76	145.1	147.9	147.6	
Cap screws		0231 .99		201.3	205.8	201.1	
Mine roof bolt	per 100	0241 .07	12/71	191.0	(?)	199.0	
High-strength structural and bent bolts		0246 .99	12/76	129.0	129.3	131.0	

See footnotes at end of table.

Table 6. Producer prices and price indexes for commodity groupings and individual items—Continued

(1987 = 100 unless otherwise indicated)

Commodity	Unit	Commodity code ¹	Other index base	Index			Price
				Nov. 1983 ²	Feb. 1984 ²	Mar. 1984 ²	Mar. 1984
Bolts, nuts, screws, rivets, and washers—Continued		1081					
Thread-cutting & rolling, & self drilling screws		0256 .99	06/82	100.0	100.0	100.5	
Other externally threaded fasteners		0261 .99	06/82	101.1	101.3	100.7	
Internally thread. fasteners, ex. aircraft		03	06/82	91.7	91.9	92.2	
Nonthreaded fasteners, except aircraft		04	06/82	98.9	99.4	99.9	
Aircraft-aerospace fasteners		05	06/82	103.0	102.7	102.9	
Aircraft-aerospace fasteners		0536 .99	06/82	103.0	102.7	102.9	
Other formed fasteners		06	06/82	98.4	98.4	98.4	
Lighting fixtures		1083		270.0	274.0	278.7	
Residential		02	06/81	113.1	115.3	114.5	
Incandescent interior, including bath and kitchen		0221 .99	12/83	(?)	101.7	100.8	
Incandescent outdoor		0222 .99		372.1	378.7	378.7	
Flourescent		0223 .99	12/69	(?)	(?)	(?)	
Commercial/institutional or industrial		03	06/81	109.7	111.4	112.0	
Commercial incandescent fixtures, surface or pendant		0301 .99	12/68	283.4	287.6	287.6	
Commercial incandescent fixtures, recessed		0303 .99	06/81	111.9	120.1	118.1	
Other commercial incand. fixtures, incl. portable		0307 .99	06/81	110.3	110.3	110.3	
Commercial H.I.D. fixtures, mercury and other types		0311 .99	06/81	120.2	120.6	121.0	
Commercial fluor. fixtures, recessed air handling		0321 .99		236.7	237.1	237.1	
Commercial fluor. fixtures, recessed non-air		0323 .99		219.7	225.7	226.2	
Commercial fluorescent strip lights		0325 .99	12/73	216.1	214.7	225.5	
Commercial fluorescent ceiling systems		0327 .99	06/81	(?)	(?)	(?)	
Commercial fluorescent fixtures, plastic wraparound		0329 .99	12/67	261.6	264.7	258.1	
Commercial fluorescent fixtures, wall mounted		0331 .99	06/81	113.1	113.1	113.1	
Commercial fluorescent fixtures, surface or pendant		0333 .99	06/81	111.3	111.6	111.6	
Other commercial fluor. fixtures, incl. portable		0338 .99	06/81	108.1	109.8	109.4	
Component or renewal parts for commercial fixtures		0345 .99	06/81	107.6	107.6	107.6	
Industrial incandescent fixtures, general types		0351 .99	06/76	230.3	230.3	246.5	
Industrial fluorescent fixtures, general types		0361 .99		278.8	278.8	278.8	
Industrial H.I.D. fixtures, mercury and other types		0371 .99	06/81	104.0	104.0	107.3	
Vehicular		04	06/81	111.8	115.0	114.3	
Motor vehicle incandescent lighting equipment		0401 .99	12/83	(?)	102.6	102.7	
All other motor vehicle lighting equipment		0402 .99	12/83	(?)	103.0	102.0	
Outdoor and other types		05	06/81	113.9	113.5	122.5	
Floodlight, incandescent, 1,500 w., g.p.	ea.	0501 .07		248.4	(?)	248.4	
Mercury vapor floodlight, 400 watt	ea.	0503 .12	12/69	203.5	192.5	190.8	
Mercury floodlight, 1000 watt	ea.	0504 .09	12/73	191.5	175.8	175.8	\$260.719
Flashlight, 2 cell, general purpose	ea.	0521 .02		213.3	213.3	213.3	
Fabricated ferrous wire products		1088	06/82	96.3	96.3	96.4	
Ferrous wire rope, cable and strand		01	06/82	91.9	91.7	91.7	
Wire rope and cable		0111 .99	06/82	95.4	95.2	95.2	
Wire strand, other than composite types		0199 .99	06/82	81.6	81.3	81.3	
Steel nail and spikes		02	06/82	99.2	99.0	99.2	
Bright nails		0211 .99		359.4	358.4	359.5	
Galvanized nails		0213 .99		364.3	365.6	366.0	
Other wire nails		0219 .99	06/82	102.4	100.3	100.3	
Steel wire staples		0223 .99	06/82	97.6	98.4	98.4	
Steel fencing and fence gates		06	06/82	98.1	97.0	97.3	
Chain link fencing		0613 .99		294.6	294.6	295.3	
Wire fence, woven and welded		0621 .99		296.1	301.3	301.3	
Fence posts, gates and fittings		0635 .99	06/82	105.9	99.8	100.8	
Ferrous wire cloth, other woven wire prod.		07	06/82	104.5	104.8	104.8	
Insect wire screening		0721 .99		(?)	(?)	(?)	
Woven wire netting		0771 .99	06/82	105.0	106.6	106.3	
Wire cloth and other woven wire products		0799 .99	06/82	104.1	104.1	104.1	
Other fabricated ferrous wire products		09	06/82	95.9	96.3	96.4	
Barbed and twisted steel wire		0951 .99		337.7	339.9	340.4	
Welded steel wire fabric for concrete reinforcing		0961 .99		272.3	275.5	276.5	
Other steel wire fabric		0965 .99	06/82	99.6	97.7	98.1	
Wire carts		0973 .99	12/82	102.1	102.1	102.1	
Other wire products		0999 .99	06/82	98.5	98.7	98.8	
Other miscellaneous metal products		1089		298.5	299.1	299.3	
Hot formed springs		02	06/81	103.6	104.5	104.5	
Orig. equip. leaf springs, except for passenger cars		0216 .99		283.4	283.4	283.4	
Replacement leaf springs for motor vehicles		0217 .99	06/81	107.2	107.3	107.3	
Locomotive, railroad car & other helical springs		0225 .99	06/81	102.9	102.9	102.9	
Cold formed springs		03	06/81	100.6	101.4	101.9	
Cold formed flat springs made of sheet & strip steel		0311 .99	06/81	100.6	101.4	101.9	
Wire springs		04	06/81	111.7	111.2	110.5	
Precision mechanical springs		0424 .99	12/69	281.6	284.3	284.6	
Other wire springs		0425 .99	12/82	99.3	97.6	96.4	
Other metal products		05		301.2	301.8	302.3	
Original equipment automobile stampings		0506 .99	12/72	220.8	220.7	221.6	
Replacement part automotive stampings		0508 .99	12/82	101.3	101.3	101.3	
Job stampings, non-automotive	per 100	0511 .31	12/72	283.4	285.6	285.6	
Automotive screw machine products		0521 .99	12/83	(?)	100.0	100.0	
Other screw machine products		0522 .99	12/83	(?)	100.1	100.1	
Insect screening, aluminum	100 sq.ft.	0533 .01		306.4	306.4	306.4	12.652

See footnotes at end of table.

Table 6. Producer prices and price indexes for commodity groupings and individual items—Continued

(1967 = 100 unless otherwise indicated)

Commodity	Unit	Commodity code ¹	Other index base	Index			Price
				Nov. 1983 ²	Feb. 1984 ²	Mar. 1984 ²	Mar. 1984
Other miscellaneous metal products—Continued		1089					
Steel strapping, flat, 1-1/4 x .031	cwt	0553 .04	12/67	305.7	305.7	305.7	\$46.703
Steel strapping, flat, 5/8" x .020"	cwt.	0554 .01	12/67	305.0	305.0	305.0	46.949
Metal crowns and closures		06	12/83	(³)	100.9	100.9	
Metal commercial closures (caps)		0611 .99	12/83	(³)	100.1	100.2	
Metal crowns		0617 .99	12/83	(³)	104.3	104.1	
Machinery and equipment		11		288.0	290.4	291.2	
Agricultural machinery and equipment		111		328.6	331.1	332.7	
Farm and garden tractors		1111		339.3	340.9	342.7	
Farm tractors, wheel type		02	12/82	102.9	103.2	103.7	
Farm tractors, two wheel drive		0201 .99		363.2	363.4	365.8	
Garden tractors		05		310.2	317.6	322.3	
Garden tractors		0522 .99		298.4	305.5	310.0	
Farm tractor parts and attachments		52	12/82	100.2	100.3	100.3	
Parts		5211 .99	12/73	233.2	233.2	233.2	
Attachments		5221 .99	12/82	100.0	101.5	101.4	
Agricultural machinery excl. tractors		1112		335.9	339.2	340.7	
Plows		01		383.4	396.7	(³)	
Plow		0111 .99	12/82	100.3	103.8	(³)	
Harrow, rollers, and stalk cutters		02	12/67	348.3	349.5	350.4	
Stalk shredders and cutters		0211 .99	12/82	100.3	101.3	102.2	
Harrow and rollers		0221 .99	12/82	102.3	102.2	102.2	
Blade terracers and scrapers and land levelers		0231 .99	12/82	103.2	104.5	104.5	
Planting, seeding, and fertilizing mach.		03		348.5	351.4	353.0	
Planting and seeding machinery		0311 .99	12/82	106.4	105.4	105.4	
Fertilizing machinery		0321 .99	12/82	102.9	104.3	104.9	
Cultivators		04		323.4	323.4	325.9	
Cultivators		0411 .99	12/82	107.3	107.3	108.1	
Sprayers and dusters		05		256.6	255.0	254.9	
Power sprayers, other than field & row crop types		0511 .99	12/82	100.6	100.0	99.9	
Harvesting machinery		06		336.0	333.1	335.0	
Harvesting machinery		0611 .99	12/82	102.9	102.0	102.6	
Haying machinery		07		335.3	363.5	370.2	
Haying machinery		0711 .99	12/82	100.7	109.2	111.2	
Crop preparation machinery		08	12/67	332.6	332.3	331.7	
Crop preparation machinery		0811 .99	12/82	104.6	104.5	104.4	
Farm elevators and blowers		09	12/67	353.8	346.7	352.6	
Farm elevators and blowers		0911 .99	12/82	105.1	103.0	104.8	
Farm wagons & other farm transport equip.		11		304.1	323.8	324.0	
Commercial turf and grounds mowing equip.		12	12/82	100.4	101.8	101.8	
Comm. turf & grounds care eq., parts & att		13	06/83	106.2	106.2	106.2	
Comm. turf & grounds care equip., parts & attachment		1311 .99	06/83	106.2	106.2	106.2	
Parts, farm mach. excluding tractor		51	12/73	255.0	255.3	255.5	
Parts, farm machinery, sold to o.e.m.		5191 .99	12/82	103.5	103.5	103.5	
Parts, farm machinery, sold for replacement/repair		5192 .99	12/82	102.7	102.9	103.0	
Attachments, farm machinery, ex. tractors		52	12/82	100.9	102.6	102.6	
Attachments, farm machinery, excluding tractors		5211 .99	12/82	100.9	102.6	102.6	
Agricultural equipment		1113		259.5	262.3	263.8	
Poultry equipment		0111 .99	12/82	102.8	103.4	104.1	
Barnyard and hog equipment		02		289.0	292.5	295.1	
Barn and barnyard equipment		0231 .99	12/82	100.7	101.9	102.9	
Hog equipment		0241 .99	12/82	102.0	103.4	103.9	
Water systems		03		228.4	233.0	233.8	
Water systems		0331 .99	12/83	(³)	101.7	102.1	
Irrigation systems		04	12/82	102.2	100.5	(³)	
Self-propelled irrigation systems, center pivot		0401 .99	12/82	102.6	100.6	(³)	
All other self-propelled irrigation systems		0402 .99	12/82	(³)	(³)	(³)	
Parts, agricultural equipment		51	12/82	98.4	99.7	99.7	
Construction machinery and equipment		112		353.9	355.9	355.8	
Power cranes, excavators, and equipment		1121		329.2	330.9	330.9	
Excavators		04	12/80	110.8	112.0	112.0	
Hydraulic excavators		0402 .99	12/80	112.7	114.0	114.0	
Cranes		06	12/80	118.1	118.7	118.7	
Cable operated cranes		0608 .99	12/80	115.8	115.8	115.8	
Hydraulic operated cranes		0609 .99	12/80	120.9	120.9	121.0	
Miscellaneous cranes		0611 .99	12/80	117.9	123.9	123.7	
Front end attachments and parts		07	12/80	107.9	107.8	107.8	
Front end attachments cranes, draglines, shovels		0701 .99	12/80	119.8	120.7	120.4	
Parts for cranes draglines and shovels		0702 .99	12/80	105.4	105.1	105.1	
Construction equipment for mounting		1122		381.2	377.2	378.3	
Special mounting equipment		01		385.8	383.3	384.7	
Ripper	ea.	0109 .12		404.2	400.4	400.4	
Tractor mounted winches and other attachments		0127 .99	12/70	322.2	309.2	315.2	

See footnotes at end of table.

Table 6. Producer prices and price indexes for commodity groupings and individual items—Continued

(1967 = 100 unless otherwise indicated)

Commodity	Unit	Commodity code ¹	Other index base	Index			Price
				Nov. 1983 ²	Feb. 1984 ²	Mar. 1984 ²	Mar. 1984
Construction equipment for mounting—Continued							
Dozer, hydraulic		1122 02	12/76	172.2	167.5	167.5	
6' and under 10'1"	ea.	0201 .04	12/76	159.6	159.6	(?)	
10' and under 14'1"	ea.	0203 .03	12/76	(?)	197.7	197.7	
14'1" and over	ea.	0205 .05	12/76	161.5	153.9	153.9	
Specialized construction machinery							
Other specialized construction machinery		1123 01		409.8	410.8	415.0	
Trencher	ea.	0101 .16		411.1	411.8	411.8	
Winches, including marine		0135 .99	12/69	441.9	441.9	441.9	
Crushing and screening plants		0139 .99	12/80	419.6	421.6	421.6	
Wheelbarrow, steel tray	ea.	0141 .04		123.5	123.8	123.8	
Compaction equipment		02	12/76	277.4	(?)	275.6	
Rollers		0216 .99	12/80	190.3	191.2	197.7	
100 - 200 c.f.m.	ea.	0101 .13		122.7	123.4	128.3	
600 - 750 c.f.m.	ea.	0103 .10		169.5	171.5	171.5	
165.2				177.4	179.2	179.2	
Scrapers and graders							
Scrapers and graders		1125 01		366.5	367.8	367.8	
Scraper bowls		0103 .99	12/80	365.1	366.4	366.4	
Motor grader, 115 to 144 b.h.p.	ea.	0111 .16		122.4	122.9	(?)	
				361.4	363.5	363.5	
Parts and other equipment							
Parts (ex. cra., drag, shov, trac., OEM)		1126 01	12/80	112.5	112.8	112.6	
Parts and attachments sold to oem		0101 .99	12/80	111.0	110.4	110.0	
Parts for replacement or repair		0102 .99	12/80	119.9	117.2	115.3	
Other construction equipment		02	12/80	108.0	108.1	108.3	
All other construction machinery		0201 .99	12/80	114.0	115.2	115.2	
				112.3	112.6	112.6	
Mixers, pavers, spreaders, etc.							
Portable mixers, 3 1/2 cu. ft and over		1127 0111 .99		259.0	259.5	260.9	
Concrete finishers, paver, spreaders, distributor		0112 .99	12/80	252.1	257.0	257.0	
Asphalt Plant		0146 .99	12/68	113.6	113.7	113.7	
Other equipment		0152 .99	12/80	285.1	278.3	286.5	
				110.5	110.5	110.5	
Tractors, other than farm							
Wheel type		1128 01		374.2	377.9	376.9	
Off hwy wheel tractors		0108 .99	12/80	356.7	357.5	357.5	
Crawler type		02		117.8	118.0	118.0	
Diesel, 60-89 net engine hp.	ea.	0211 .17		381.7	383.4	380.2	
Diesel, 90-159 net engine horsepower	ea.	0213 .21		375.7	379.2	374.7	
Diesel, 160-259 net engine horsepower	ea.	0215 .20		393.0	395.3	388.1	
Diesel, 260 net engine h.p. and over	ea.	0217 .27		421.9	423.7	(?)	
Shovel loader, 45 - 89 hp.	ea.	0218 .18	12/67	396.4	396.4	(?)	
Tractor parts and attachments		03	12/80	306.4	314.6	299.3	
Off hwy wheel tractor parts; repl., repair		0302 .99	12/80	114.5	117.2	117.2	
Tractor parts;oem		0303 .99	12/80	109.5	109.5	109.5	
Wheel tractor loaders parts; repl., repair		0304 .99	12/80	106.0	107.9	107.9	
Tractor shovel loaders		04	12/80	103.3	104.8	104.8	
Wheel shovel loader, 4 wdtr, up to 3 1/2 cu. yd.		0401 .99	12/80	127.0	127.0	127.0	
Wheel shovel loader, 4 wdtr, 3 1/2 cu. yd. over,		0402 .99	12/80	130.4	130.4	130.4	
				120.2	120.3	120.3	
Off-highway equipment							
Off-highway trucks, end dump		1129 01	12/76	376.5	377.6	377.6	
Off highway, rear dump trucks		0106	12/80	180.7	181.5	181.5	
Other off-highway equipment		02	12/76	118.6	119.1	119.1	
				172.3	172.3	172.3	
Metalworking machinery and equipment							
Metalworking machinery n. e. c.		113 113A		327.3	330.4	330.2	
Other metalworking machinery		02	06/83	99.9	101.0	101.2	
Other metalworking machinery		0201 .99	06/83	99.9	101.5	101.9	
				99.9	101.5	101.9	
Power driven hand tools							
Home driven hand tools		1132 02		220.6	223.5	224.4	
Drill, over 1/4 inch chuck size to under 1/2 inch		0222 .99		179.9	182.8	182.8	
Oscillating, reciprocating and vibrating sanders		0224 .99		218.8	224.2	224.2	
Industrial line, electrical		03	12/76	163.4	164.9	164.9	
Drill, over 1/4 inch chuck size to under 1/2 inch		0301 .99		145.7	144.2	146.9	
Impact wrenches		0305 .99	12/76	179.6	156.8	184.0	
Belt sanders		0308 .99	12/76	172.7	178.7	180.8	
Hammers, percussion, rotary, without drill chuck		0309 .99	12/76	171.4	175.6	175.6	
Angle grinders, polishers, and circular sanders		0311 .99		143.8	143.8	147.7	
Circular saws, between 7 inch and 8 inch blade		0342 .99	12/80	234.2	(?)	(?)	
Pneumatic hand tools		04	12/76	114.1	(?)	(?)	
Grinders, polishers and sanders		0412 .99		155.0	158.5	158.5	
Percussion tools		0413 .99		206.8	215.0	215.0	
Impact wrenches		0414 .99		240.1	235.3	235.3	
Drills, screwdrivers and nutrunners		0415 .99	12/76	(?)	(?)	(?)	
				163.2	170.5	170.5	

See footnotes at end of table.

Table 6. Producer prices and price indexes for commodity groupings and individual items—Continued

(1967=100 unless otherwise indicated)

Commodity	Unit	Commodity code ¹	Other index base	Index			Price
				Nov. 1983 ²	Feb. 1984 ²	Mar. 1984 ²	Mar. 1984
Power driven hand tools—Continued		1132					
Other, pneumatic handtools, include hydraulic		0435.99	12/80	120.3	124.2	124.2	
Other electric-powered handtools and parts		05	12/80	117.5	118.0	118.0	
Other electric powered hand tools		0531.99	12/80	123.8	123.8	123.8	
Parts-attachments-accessories, for electric tool		0532.99	12/80	110.5	111.5	111.5	
Pneumatic, hydr., and powder actuated part		51	12/76	181.6	193.7	191.3	
Pneumatic, hydraulic, and powder actuated parts		5131.99	12/80	116.2	123.9	122.3	
Welding machines and equipment		1133		278.3	276.9	276.9	
Arc welding machines		01		249.4	251.8	252.1	
Transformer type, a.c./d.c.	ea.	0101.14		265.3	267.8	267.8	
Rectifier type	ea.	0111.05		205.7	204.8	204.8	
Engine driven unit, d.c.	ea.	0121.14		327.8	334.9	334.9	
Wire feeder	ea.	0131.05	12/72	152.0	151.4	152.8	
Resistance welding machines and supplies		02		290.7	264.8	265.1	
Spot welder	ea.	0231.09		288.6	267.8	267.8	
Adjustable/retractable stroke	ea.	0233.07	12/72	234.0	206.2	206.6	
Arc welding electrodes		03		315.6	318.2	318.2	
Wire electrode, 3/32", cored	lb.	0331.02	12/76	127.8	127.8	127.8	
Wire electrode, E70S3, .045", bare	lb.	0332.04	12/74	113.0	116.3	116.3	
Type 30, stainless, covered, 5/32"	lb.	0333.05	12/72	169.1	172.1	172.1	
Mild steel, stick, E-7018, 1/8 x 14	lb.	0341.09		369.0	369.0	369.0	
Mild steel, stick, E-6013, 3/16 x 14	lb.	0342.07		357.7	361.2	361.2	
Gas welding machines and equipment		04					
Gas welding machines and equipment		0461.99	06/83	100.0	104.4	103.7	
Industrial process furnaces and ovens		1134		369.3	370.6	370.6	
Electric, excluding induction & dielectric		01		412.8	413.0	413.0	
Electric metal melting furnaces		0102.99	06/81	100.0	100.0	100.0	
Electric metal heat-treating furnaces		0104.99	06/81	112.3	112.0	112.0	
Other kilns/lehrs, exc. wood, cement, chem. process		0107.99	06/81	107.1	107.8	107.8	
Fuel-fired (oil or gas)		02		382.6	384.0	384.0	
Fuel-fired metal heat-treating furnaces		0215.99	06/81	101.1	101.1	101.1	
Fuel-fired industrial ovens for metal processing		0216.99		326.5	327.2	327.2	
Induct. & dielect. furnaces & heating equi		03		289.4	290.8	290.0	
Radio frequency type induction furnaces		0321.11		291.7	(?)	(?)	
Metal melting line type induction furnaces		0323.99	06/81	110.3	111.7	111.8	
Gas generating equipment		04					
Atmosphere generator, endothermic		0431.09		361.9	361.9	361.9	
Otr. indus. elec. heat. units; parts/attach		05		339.9	342.0	342.8	
Parts, attachments, and components		0543.99	06/81	107.3	107.1	107.2	
Tubular heaters		0544.99	06/81	114.7	(?)	115.7	
Other industrial electric heating units		0545.99	06/81	112.9	114.5	114.8	
Cutting tools and accessories		1135		275.3	276.9	277.8	
Small cutting tools		01		278.1	279.4	279.8	
Small cutting tools		0116.99	06/83	99.1	99.5	99.7	
Precision measuring tools		02		244.4	245.4	253.0	
Precision measuring tools		0243.99	06/83	99.2	99.6	102.6	
Metalworking power saw blades		03	06/83	100.0	99.9	99.9	
Circular saw blades		0325.99	06/83	100.0	100.0	100.0	
Bandsaw blade		0327.99	06/83	100.0	100.0	100.0	
Other metal working power saw blades		0332.99	06/83	100.0	99.3	99.3	
Other power saw blades		04	06/83	100.0	103.9	103.3	
Other blades, incl. concrete, masonry & abrasive		0401.99	06/83	100.0	103.9	103.3	
Other machine tool attachments & acc.		05	06/83	102.1	103.2	103.3	
Other machine tool attachments & accessories		0501.99	06/83	102.1	103.2	103.3	
Abrasive products		1136		303.2	306.5	304.2	
Abrasive grains		01		(?)	321.9	304.1	
Aluminum oxide		0101.99		309.8	(?)	256.5	
Nonmetallic bonded abrasive products		03	12/80	118.9	121.1	121.6	
All shapes; resinoid & shellac bond; reinforced		0301.99	12/80	120.7	123.7	123.7	
All shapes; resinoid & shellac bond; nonreinforced		0302.99	12/80	118.9	120.7	121.3	
All shapes; rubber bond		0303.99	12/80	125.2	129.1	129.1	
All shapes; other bond		0304.99	12/80	112.0	112.7	112.7	
Diamond & cubic boron nitride wheel; metal bond		0305.99	12/80	108.6	110.8	110.8	
Diamond & cubic boron nitride wheel; other bond		0306.99	12/80	103.6	104.6	102.9	
All shapes; vitrified bond		0307.99	12/80	125.4	127.8	129.5	
Other; except coated abrasives		0309.99	12/80	(?)	(?)	(?)	
Nonmetallic coated abrasive products		05	12/80	123.0	123.0	123.1	
Cloth belts; any abrasive; glue bond		0501.99	12/80	(?)	(?)	(?)	
Cloth belts; any abrasive; resin & waterprf bond		0502.99	12/80	125.7	125.7	125.7	
Other cloth shapes; any abrasive; glue bond		0503.99	12/80	128.0	128.1	128.1	
Other cloth shapes; any abr; resin & wtrprf bond		0504.99	12/80	119.1	119.3	119.3	
Other paper shapes; any abrasive; glue bond		0507.99	12/80	130.6	130.6	130.6	
Buffing, polishing wheels & laps; no abrasive		0509.99	12/80	112.8	114.1	114.4	
Other, incl. paper-cloth comb., vulcan. fibers, etc.		0511.99	06/83	100.0	100.0	100.0	
Metal abrasives		31	12/76	137.1	144.0	144.0	
Metal soap & scouring pads; & other metal abr		3103.99	12/76	179.8	182.2	182.2	

See footnotes at end of table.

Table 6. Producer prices and price indexes for commodity groupings and individual items—Continued

(1967 = 100 unless otherwise indicated)

Commodity	Unit	Commodity code ¹	Other index base	Index			Price
				Nov. 1983 ²	Feb. 1984 ²	Mar. 1984 ²	Mar. 1984
Metal cutting machine tools		1137		377.6	383.9	381.9	
Boring machines		11	12/71	287.1	284.5	284.5	
Boring machines		1121.99	06/83	101.0	100.1	100.1	
Drilling machines		1231.99	06/83	(?)	(?)	(?)	
Grinding machines		13	12/71	319.5	322.0	322.0	
Grinding machines		1361.99	06/83	99.6	100.4	100.4	
Lathes		14	12/71	291.2	291.5	285.3	
Lathes		1441.99	06/83	98.3	98.4	96.3	
Multi-function machines, n/c		16	12/71	195.2	195.5	192.9	
Multi-function machines, n/c		1621.99	06/83	99.4	99.6	98.2	
Gear cutting machines		17	12/71	495.3	500.4	500.4	
Gear cutting machines		1731.99	06/83	101.8	102.9	102.9	
Station type machines		1861.99	06/83	97.9	97.9	98.9	
Other metal cutting machine tools		19	12/71	286.2	284.0	284.2	
Other metal cutting machine tools		1941.99	06/83	100.4	99.6	99.7	
Parts for metal cutting machine tools		51	12/72	405.7	432.6	427.4	
Parts for metal cutting machine tools		5121.99	06/83	101.4	108.1	106.8	
Metal forming machine tools		1138		418.8	419.3	420.2	
Punching, bending, forming machines		21	12/71	304.0	303.2	303.2	
Punching machine, fixed position, power operated		2102.99	06/81	108.5	108.5	108.5	
Press brakes		2104.99	12/71	287.4	287.4	287.4	
Rolls: angles, bars, shapes bending		2116.99	06/81	109.7	109.7	109.7	
Other bending and forming machinery		2118.99	06/81	107.1	107.1	107.1	
Shearing machines		22	12/71	345.1	348.6	348.6	
Plate shearing machines		2201.99		392.5	390.5	390.5	
Mechanical sheet shearing machine		2205.09	12/71	300.4	311.7	311.7	
Presses		23	12/71	348.2	348.3	349.1	
Mechanical OBI press, 45 tons	ea.	2301.19		410.9	419.2	427.1	
Mechanical OBI press, 105-110 tons	ea.	2302.18		433.3	433.3	433.3	
Mech. press, st. sided, 200-300 tons	ea.	2303.11	12/68	415.0	415.6	416.0	
Mech. press st. sided 2 pt., 400 tons	ea.	2304.06	12/71	322.0	322.2	322.5	
Mech. press, 600 tons and over cap.	ea.	2305.08	12/72	371.4	367.5	367.6	
Press, automatic 45 thru 64 tons cap	ea.	2306.06	12/75	172.3	172.6	172.6	
Press, auto., 65 thru 100 tons cap.	ea.	2307.07	12/71	342.7	341.9	342.4	
Hydraulic press, vertical, single action		2312.99	06/81	110.4	110.8	111.2	
Other metal forming machines		25	12/71	340.7	341.6	341.6	
Riveting machine	ea.	2503.07	12/72	236.9	239.9	239.9	
All other metal forming machine tools		2506.99	06/81	119.8	120.2	120.2	
Parts for metalforming machine tools		51	12/72	345.8	346.0	348.1	
Knives, plate shear, 1" x 4" x 10'	pr.	5102.03	12/72	232.1	237.5	237.5	
Clutch lining components, OBI press	ea.	5103	12/72	348.1	348.1	348.1	
Clutch lining components, 2 pt.	ea.	5104	12/72	340.5	340.5	340.5	
Other parts for metal forming machine tools		5105.99	06/81	116.8	116.7	117.6	
Tools, dies, jigs, fixtures & ind. molds		1139	06/81	108.8	110.2	110.2	
Special dies, tools jigs, and fixtures		01	06/81	110.5	112.3	112.4	
Jigs/fixtures; other types, under 1000 lbs.		0103.99	06/81	98.0	98.0	98.0	
Jigs/fixtures; other types, 1000 lbs. and over		0104.99	06/81	99.9	100.1	100.1	
Standard parts and components for jig and fixtures		0105.99	06/81	120.1	132.5	133.6	
All other stamping-type dies		0114.99	06/81	106.3	106.8	106.8	
All other dies		0121.99	06/81	110.3	110.8	111.0	
Other standard components and parts for die		0125.99	06/81	106.9	110.9	110.9	
Industrial molds		03	06/81	104.7	105.0	104.9	
Die casting molds		0301.99	06/81	102.8	102.9	102.8	
Injection molds for plastic products		0305.99	06/81	103.9	103.9	103.7	
All other molds made of metal and mold bases		0309.99	06/81	112.8	114.6	115.0	
General purpose machinery and equipment		114		308.6	310.7	311.7	
Pumps, compressors, and equipment		1141		345.7	346.3	347.5	
Industrial pumps		02		348.6	351.4	352.9	
Reciprocating pumps		0202.99		498.1	521.8	521.3	
Turbine pumps		0211.99		303.0	303.0	303.0	
Rotary pumps		0231.99		324.0	324.0	326.0	
Centrifugal pumps		0241.99	12/83	(?)	100.1	100.7	
Diaphragm pumps		0251.99	12/83	(?)	100.0	100.0	
Air compressors, stationary		03	12/70	229.5	228.0	229.6	
Stationary air compressor, 5 hp	ea.	0301.04	12/70	256.4	252.8	254.9	
Stationary air compressor, 75-125 h.p.	each	0303.08		273.5	273.5	278.3	
Gas compressors		04	12/70	344.5	334.7	334.7	
Centrifugal, uncooled	ea.	0401.05	12/70	402.7	379.0	379.0	
Angle engine, 2,000 hp	ea.	0403.07	12/70	279.7	269.4	269.4	
Reciprocating, 1,000 hp	ea.	0405.03	12/70	359.4	359.4	359.4	
Other pumps, including parts		12	12/83	(?)	100.9	101.1	
Other pumps		1201.99	12/83	(?)	100.0	(?)	
Parts and attachments for pumps		1211.99	12/83	(?)	101.1	101.3	
Elevators, escalators, and other lifts		1142		265.5	266.8	267.0	
Elevators & escalators		01					
Electric freight elevator		0101.99		534.8	523.2	509.3	

See footnotes at end of table.

Table 6. Producer prices and price indexes for commodity groupings and individual items—Continued

(1967=100 unless otherwise indicated)

Commodity	Unit	Commodity code ¹	Other index base	Index			Price
				Nov. 1983 ²	Feb. 1984 ²	Mar. 1984 ²	Mar. 1984
Elevators, escalators, and other lifts—Continued							
Geared electric passenger elevator		1142 0102 .99		247.5	249.6	250.5	
Gearless electric passenger elevator		0103 .99	12/76	133.6	135.6	135.5	
Hydraulic passenger elevator		0105 .99	12/76	140.4	139.1	139.6	
Hydraulic freight elevator		0107 .99	12/76	153.9	150.5	150.5	
Other non-farm elevators, including dumbwaiters, etc.		0109 .99	06/81	111.1	111.2	111.2	
Escalators		0111 .99		219.3	212.1	213.5	
Elevator and escalator parts & attachments		02	06/81	(³)	125.6	125.6	
Parts and attachments for elevators and escalators		0221 .99	06/81	120.6	125.6	125.6	
Automobile lifts		03	06/81	112.7	112.7	112.7	
Automobile lifts		0301 .99	06/81	112.7	112.7	112.7	
Fluid power equipment							
Fluid power pumps		1143 01	12/70	254.4	254.9	256.9	
Fluid power pumps		0111 .99	12/83	(³)	98.3	98.3	
Fluid power valves		02	12/71	226.2	227.8	231.9	
Fluid power valves		0201 .99	12/82	99.2	99.9	101.7	
Cylinders		03	12/71	277.3	283.7	285.2	
Industrial pneumatic, 2 inch bore	ea.	0301	12/71	263.2	267.7	269.7	
Industrial hydraulic, 2 inch bore	ea.	0302	12/71	277.7	282.4	285.8	
Mobile, hydraulic, 4 inch bore	ea.	0305 .04	12/72	262.7	270.3	270.3	
Fluid power hose and tube fittings		04	12/72	241.1	240.6	242.1	
Fluid power hose and tube fittings		0411 .99	12/82	100.9	100.7	101.3	
Industrial material handling equipment							
Conveying equipment		1144 02	12/70	285.9	287.2	287.4	
Monorail conveyor	100 ft.	0201 .01		242.9	243.1	243.2	
Belt conveyor	ea.	0221 .06		382.3	382.3	382.3	
Trolley conveyor	ea.	0231		280.8	281.0	281.3	
Material handling trucks		03	12/70	328.8	329.7	330.0	
Electric trucks, operator-riding		0351 .99		229.2	231.2	231.3	
Motorized handtrucks		0352 .99	06/80	248.7	251.7	251.7	
Internal combustion trk, under 6000 lb.		0361 .99		111.6	113.7	113.7	
Internal combustion trucks 6000-14,999 lb.		0362 .99	06/80	252.3	254.2	253.1	
Internal combustion trucks 15,000 lb. and over		0363 .99	06/80	109.2	109.4	109.8	
Other handtrucks, trailers, dollies		0375 .99	06/80	117.5	118.2	118.5	
Parts and attachments		0376 .99	06/80	116.0	116.2	116.5	
Hoist and cranes		04	12/70	109.1	110.5	110.9	
Hand chain hoist, spur gear	ea.	0491 .05		282.8	283.7	283.7	
Electric hoist, lug type	ea.	0493 .05		261.8	261.8	261.8	
Air hoist, 1,000 lb. capacity	ea.	0494 .08	12/70	330.5	333.9	333.9	
Crane, overhead bridge type	ea.	0496 .09	12/70	233.3	(³)	233.6	
				308.1	308.5	308.5	
Mechanical power transmission equipment							
Speed reducers, fixed ratio, enclosed		1145 0106 .99	12/83	318.9	321.7	322.2	
Gear motors		0107 .99	12/83	(³)	100.1	100.7	
Loose gear, pinions and racks		0108 .99	12/83	(³)	100.0	100.0	
Mechanical-variable speed changers		0109 .99	12/83	(³)	100.0	100.1	
Industrial high speed drives		0112 .99	12/83	(³)	103.6	103.6	
Parts/components for speed changers, drives, gears		0114 .99	12/83	(³)	101.3	101.3	
Flexible coupling, gear type	ea.	0116 .04	12/74	(³)	101.1	101.1	
Roller chain, semifinished	ft.	0121 .02		188.0	194.0	194.0	
Mill chain	ft.	0124 .03		323.5	312.3	312.3	
Roller chain plate sprocket	ea.	0128 .04	06/76	461.3	464.4	464.4	
V-belt sheave	ea.	0133 .05		139.9	139.9	142.1	
Universal joint, industrial	ea.	0135 .04	06/76	336.5	342.5	349.4	
Clutch, friction type	ea.	0137 .04	12/74	156.0	156.3	156.3	
				219.9	219.9	219.9	
Scales and balances							
Motor truck scales		1146 02		228.1	229.5	230.5	
Motor trucks scales		0231 .99		269.9	273.8	271.5	
Industrial scales		04	12/80	103.8	105.2	106.2	
Bench and portable scales		0433 .99		298.2	306.9	303.8	
Floor scales		0434 .99		309.2	324.0	324.0	
Misc. industrial scales		0437 .99		(³)	(³)	(³)	
Commercial retail scales		05	12/80	94.6	93.7	93.7	
Misc. retail-commercial scales		0539 .99	12/80	110.1	110.1	110.1	
Personal household scales		06	12/80	124.9	125.2	125.2	
Personal weighing scales and misc. household scales		0642 .99	12/80	128.2	128.2	128.2	
Mailing scales		07					
Mailing and parcel post scales		0742 .99	12/80	105.7	105.7	105.7	
Accessories and attachments		08					
Accessories and attachments		0843 .99	12/80	98.9	103.2	104.7	
Parts for scales and balances		09					
Parts for scales and balances		0944 .99	12/80	107.4	107.1	108.1	
Fans and blowers, except portable							
Centrifugal fans and blowers		1147 0141 .99	12/83	336.3	341.2	341.6	
Propeller fans and accessories		0142 .99	12/83	(³)	100.0	100.0	
Dust collection & air purifi. equip. for heating, a/		0143 .99	12/83	(³)	107.9	107.9	
Dust collection and a/c equip. for industrial gas		0144 .99	12/83	(³)	101.9	102.3	
				(³)	100.0	100.0	

See footnotes at end of table.

Table 6. Producer prices and price indexes for commodity groupings and individual items—Continued

(1967=100 unless otherwise indicated)

Commodity	Unit	Commodity code ¹	Other index base	Index			Price
				Nov. 1983 ²	Feb. 1984 ²	Mar. 1984 ²	Mar. 1984
Air conditioning and refrigeration equip		1148	12/77	142.7	143.6	143.5	
Heat transfer equipment		01	12/77	146.6	147.5	146.7	
Central station a/c unit		0107 .99	12/77	148.3	150.6	150.6	
Unit cooler		0109 .99	12/77	141.0	141.0	144.5	
Remote refrigerant condenser		0111 .99	12/77	139.7	139.7	139.7	
Finned coils, all types		0117 .99	12/77	144.6	145.3	143.7	
Other heat transfer equipment		0131 .99	12/82	100.7	101.1	100.1	
Unitary air conditioners		02	12/77	142.5	142.1	141.9	
Year-round air conditioners		0205 .99	12/77	134.7	134.5	134.7	
Air conditioners, except window and wall units		0209 .99	12/77	142.5	143.3	138.8	
Single package heat pump		0215 .99	12/77	140.4	141.0	141.0	
Split system heat pump		0217 .99	12/77	138.3	141.1	138.0	
Split system, condensing unit		0219 .99	12/68	209.7	207.8	211.0	
Commercial refrigeration equipment		03	12/77	143.0	145.7	145.7	
Refrigeration enclosures		0301 .99	12/82	102.1	103.5	103.7	
Mechanical drinking water cooler		0309 .99	12/77	128.3	132.5	132.5	
Mechanical beverage cooling and dispensing equipment		0311 .99	12/82	102.1	105.8	103.5	
Other commercial refrigeration equipment		0319 .99	12/82	99.0	102.4	(³)	
Refrigerant compressors		04	12/77	140.6	140.6	140.5	
Refrigerant compressors		0411 .99	12/82	100.3	100.3	100.2	
Refrigeration condensing units		05	12/77	139.0	139.2	139.9	
Refrigeration condensing units		0511 .99	12/82	101.2	101.3	101.8	
Other a/c and refrigeration equipment		06	12/77	143.9	145.7	145.7	
Icemaking machines		0603 .99	12/77	142.4	143.4	144.1	
Mobile vehicle refrigeration system		0606 .99	12/77	137.2	(³)	(³)	
Mobile vehicle mechanical a/c system		0621 .99	12/82	99.4	100.1	100.1	
Liquid chiller, centrifugal and reciprocating		0623 .99	12/82	102.7	104.0	104.1	
Other refrigeration machinery & air condition equip.		0629 .99	12/82	102.7	105.4	105.4	
Miscellaneous general purpose equipment		1149		325.2	328.3	331.1	
Metal valves, except fluid power		02	12/82	100.0	100.4	101.1	
Gates, globes, angles, and checks		0201 .99	12/82	97.0	97.3	98.4	
Ball valves		0202 .99	12/82	97.3	97.4	98.0	
Butterfly valves		0203 .99	12/82	92.7	92.7	93.0	
Plug valves		0204 .99	12/82	102.4	102.7	103.0	
Plumbing and heating valves (low pressure)		0205 .99	12/82	99.0	99.2	99.2	
Control valves		0206 .99	12/82	102.8	102.7	102.9	
Regulator valves		0207 .99	12/82	103.9	106.4	106.6	
Solenoid valves		0208 .99	12/82	106.1	106.5	107.4	
Other valves		0209 .99	12/82	102.0	102.2	103.5	
Metal pipe fittings, flanges, and unions		03	12/82	99.6	103.2	105.8	
Metal pipe fittings, flanges, and unions		0301 .99	12/82	99.6	103.2	105.8	
Parts & attachments for valves & fittings		04	06/83	107.5	108.5	109.3	
Parts & attachments for valves & fittings		0401 .99	06/83	107.5	108.5	109.3	
Ball and roller bearings		05		334.0	335.5	336.5	
Single row maximum capacity ball bearings		0514 .99	06/83	103.6	102.1	102.1	
Other single row conrad ball bearings, prec. & reg.		0526 .99	06/83	103.3	105.4	105.5	
Other ground and unground ball bearings		0527 .99	06/83	100.0	100.8	106.0	
Mounted bearings		0534 .99	06/83	104.3	104.3	105.1	
Ball and roller bearing parts and components		0535 .99	06/83	98.4	98.1	98.6	
Thrust ball bearings		0536 .99	06/83	97.2	109.0	110.8	
Taper roller bearings		0537 .99	06/83	100.0	100.0	100.0	
Roller bearings, except taper		0538 .99	06/83	101.1	101.1	101.0	
Plain bearings		06		260.0	260.0	262.0	
Special industry machinery and equipment		116		341.0	343.3	345.0	
Food products machinery		1161		318.7	318.3	319.0	
Dairy industry machinery		01		229.6	234.9	235.2	
Dairy industry machinery		0111 .99	12/83	(³)	102.3	102.5	
Commercial food production machinery		04		308.6	306.7	307.5	
Commercial food production machinery		0409 .99	12/83	(³)	98.3	98.5	
Industrial food production machinery		05					
Industrial food production machinery		0501 .99	12/83	(³)	101.0	101.0	
Textile machinery and equipment		1162		264.5	266.2	266.0	
Cleaning and opening machinery		11		292.4	292.4	292.4	
Cleaning & opening machinery, card room		1112 .99	12/80	115.9	115.9	115.9	
Spinning machinery, except parts		21	12/80	109.9	109.7	109.7	
Warper, beam, high-speed	ea.	2125 .05	12/75	189.1	189.1	189.1	
Weaving machinery, except parts		34	12/80	137.8	125.8	138.3	
shuttleless loom, imported		3443 .01	12/75	115.0	117.5	115.0	
Knitting machinery and equipment		44		148.3	145.5	145.9	
Dyeing, drying, finishing machinery		55		329.2	335.9	336.3	
Bleaching, dyeing and finishing equipment		5562 .99	12/80	110.2	114.2	114.2	
Drying machinery, stocks, yarn cloth		5563 .99	12/69	234.9	234.9	234.9	
Other textile machinery		5565 .99	12/69	226.1	227.5	228.2	
Industrial sewing machines		66		275.6	275.0	275.1	
Industrial sewing machines		6675 .99	12/83	(³)	100.2	100.2	
Textile machinery parts and attachments		77	12/80	121.3	127.4	123.2	
Parts for all other fiber to fabric machinery		7713 .99	12/80	127.9	127.9	127.9	

See footnotes at end of table.

Table 6. Producer prices and price indexes for commodity groupings and individual items—Continued

(1967=100 unless otherwise indicated)

Commodity	Unit	Commodity code ¹	Other index base	Index			Price
				Nov. 1983 ²	Feb. 1984 ²	Mar. 1984 ²	Mar. 1984
Textile machinery and equipment—Continued							
Parts, power looms		1162					
Parts, bleaching, finishing		7714 .99	12/80	117.2	120.0	118.8	
Parts, all other textile machinery		7716 .99	12/80	119.1	121.6	121.6	
		7717 .99	12/80	115.8	115.8	114.8	
Woodworking machinery and equipment							
Other than for home workshops		1163					
Sawmill equipment		01	12/80	294.8	293.9	294.2	
Sawing machines, except sawmill equipment		0101 .99		106.9	108.2	107.7	
Straight-line machinery: planers, sanders, etc.		0103 .99	12/80	187.1	187.1	193.8	
Boring and carving machinery, dovetailers, etc.		0104 .99	12/80	114.8	107.6	107.6	
Other woodworking machinery: lathes, planers, etc.		0105 .99	12/80	120.7	118.4	118.4	
Parts and attachments: cutting tools		0106 .99	12/80	116.1	114.0	114.0	
All other parts, attachments, and accessories		0107 .99	12/80	120.6	124.6	124.6	
For home workshops		0108 .99	12/80	73.6	73.6	73.6	
Other woodworking machinery for home workshops		04		101.5	102.4	102.2	
Woodworking power saw blades		0412 .99	12/72	282.6	282.6	282.6	
Solid tooth		05		354.1	355.3	355.3	
Inserted tooth		0521 .99	12/72	275.7	275.7	275.7	
Other woodworking power saw blades		0522 .99	12/72	222.1	222.1	222.1	
		0525 .99	06/83	100.4	101.2	101.2	
Paper industries machinery							
Wood preparation equipment		1164					
Papermill machinery		0101 .99	06/82	104.3	105.4	105.8	
Paper and paperboard converting equipment		0105 .99	06/82	101.9	103.1	103.1	
Rebuilt pulp and paper industries machinery		0107 .99	06/82	106.9	107.0	107.1	
		0113 .99	06/82	105.7	107.2	108.0	
				100.0	100.5	100.5	
Printing trades machinery and equipment							
Printing presses, offset		1165					
Bookbinding machinery and equipment		01		314.5	309.5	310.0	
Other printing machinery and equipment		05		381.0	364.5	364.5	
Other printing machinery and equipment		09	12/82	299.3	303.0	303.0	
Other printing machinery and equipment		0911 .99	12/82	101.4	102.8	102.9	
				101.4	102.8	102.9	
Other special industry machinery							
Rubber working and rubber machinery		1166					
Other rubber working machinery		01	12/81	420.5	426.9	430.1	
Plastics machinery		0107 .99	12/81	109.5	108.3	108.3	
Plastics extruder, 4 1/2" to 8"		03	12/81	105.9	105.7	105.7	
Injection molding machinery		0301 .99		107.4	108.7	110.2	
Other plastics machinery and parts		0304 .99	12/81	358.5	357.7	357.9	
Chemical industry machinery		0306 .99	12/81	106.8	106.6	110.9	
Chemical mixer, plain steel, with or w/o controls		04		104.6	106.1	106.3	
Other chemical machinery		0412 .99	12/72	434.9	439.6	439.7	
Automotive maintenance equipment		0413 .99	12/81	275.9	275.9	275.9	
Automotive maintenance equipment		05	06/83	106.8	108.0	108.1	
Miscellaneous industry machinery		0501 .99	06/83	101.0	102.0	101.9	
Concrete machinery and parts		06		101.0	102.0	101.9	
Bottle forming/glass making machinery and parts		0626 .99	12/81	411.7	420.9	424.9	
Shoemaking machinery and parts		0627 .99	12/81	104.1	103.4	103.4	
Metal cleaning, degreasing machinery and parts		0628 .99	12/81	116.5	117.8	117.8	
Foundry machinery and equipment		0629 .99	12/81	104.4	105.8	(³)	
Stoneworking machinery and parts		0632 .99	06/83	107.9	114.1	116.2	
Other machinery and parts		0633 .99	12/81	101.1	105.6	105.8	
		0635 .99	12/81	109.8	113.4	114.0	
				111.4	111.5	112.4	
Packing and packaging machinery							
Filling and capping machines		1167					
Form-fill-seal machines		01	12/76	178.9	179.0	180.2	
Filling machines		0103 .99	12/76	193.3	193.0	193.0	
Machinery for processing pkgs. & bottles		0108 .99	12/83	191.0	191.2	191.2	
Casing machines		03		(³)	100.0	100.0	
Other packing & packaging mach. & parts		0302 .99	12/76	169.3	169.3	169.7	
Parts for packing and packaging machines		04		167.2	167.2	168.0	
		0403 .99	12/83	(³)	100.0	101.9	
				(³)	100.0	100.4	
Service industry machinery and parts							
Nonelectric commercial cooking equipment & parts		1168					
Electric commercial cooking equipment & parts		0101 .99	06/82	105.8	106.6	107.2	
Water softeners and conditioners		0102 .99	06/82	105.3	105.3	105.9	
Floor maintenance machinery		0103 .99	06/82	105.8	106.1	107.6	
Sewage purification equipment		0104 .99	06/82	108.4	109.3	112.1	
Commercial car washing machinery		0106 .99	06/82	104.6	105.0	106.1	
Garbage and trash compactors		0107 .99	06/82	107.8	108.1	108.1	
Commercial and industrial vacuum cleaners & parts		0108 .99	06/82	101.8	(³)	101.8	
Other industrial, commercial service machines		0109 .99	06/82	107.2	107.7	(³)	
Parts & acces. ex. cooking equip. & vacuum parts		0111 .99	06/82	103.2	105.4	105.3	
		0112 .99	06/82	108.6	108.9	108.8	
		0121 .99	06/82	104.8	104.8	104.8	
Commercial laundry & dry cleaning equip.							
Laundry equipment		1169					
Washer-extractor combinations		01	12/82	101.8	102.1	102.1	
Other commercial laundry equipment		0103 .99	12/82	101.5	102.2	102.2	
Dry cleaning equipment		0107 .99	12/82	99.9	99.9	99.9	
Parts, attachments, and accessories		02		100.0	100.2	100.2	
		03	12/82	102.6	102.6	102.6	
				103.1	100.8	100.8	

See footnotes at end of table.

Table 6. Producer prices and price indexes for commodity groupings and individual items—Continued

(1967 = 100 unless otherwise indicated)

Commodity	Unit	Commodity code ¹	Other index base	Index			Price
				Nov. 1983 ²	Feb. 1984 ²	Mar. 1984 ²	Mar. 1984
Commercial laundry & dry cleaning equip.—Continued		1169					
For commercial laundry equipment		0301 .99	12/82	102.0	98.6	98.6	
Electrical machinery and equipment		117		242.8	245.5	246.5	
Wiring devices		1171					
Current carrying		01		339.0	348.3	348.4	
Lightning arrester, 9-10 kv.	ea.	0105 .05		304.6	307.0	309.7	
Incandescent lampholders		0109 .99		200.1	191.0	193.5	
Lampholders excluding incandescent		0111 .99	12/81	386.2	412.0	404.0	
Pin & sleeve: outlet, plug cap & connector body		0112 .99	12/81	112.6	(?)	115.7	
Convenience and power outlet: 2-pole, 3-wire and up		0113 .99	12/81	119.5	127.6	123.9	
Precision snap-acting switches, exc. limit & dimmers		0117 .99	12/81	104.0	109.6	109.4	
A.c. single pole switches, except mercury		0118 .99	12/81	104.4	104.4	104.4	
Automotive and aircraft switches		0122 .99	12/81	120.9	126.0	125.5	
Dimmers and all other special purposes switches		0123 .99	12/81	117.1	117.1	117.1	
Band or strip terminal & splicer, machine installed		0128 .99	12/81	113.5	117.2	117.2	
Terminal blocks		0133 .99	12/81	(?)	(?)	(?)	
Other current-carrying wiring devices		0134 .99	12/81	116.4	(?)	125.0	
Noncurrent carrying		02		111.3	113.1	114.5	
Wall plate, plastic for switch	per 100	0285 .04		370.5	385.3	386.3	
Stamped metal outlet box		0266 .99		394.4	(?)	429.6	
Stamped metal switch and receptacle box		0267 .99		386.8	391.4	392.4	
Electrical metal tubing		0273 .99	12/72	391.0	397.9	391.6	
EMT fittings		0281 .99	12/81	231.4	240.4	241.9	
Cast metal box, cover, gasket & access. ex. junction		0285 .99	12/81	105.3	108.1	108.9	
Other noncurrent-carrying wiring devices		0289 .99	12/81	129.5	129.5	125.7	
Integrating and measuring instruments		1172		112.0	110.3	112.7	
Test equip.- elect. character. & signals		05		222.6	228.8	228.9	
Test equipment-electrical characteristics & signals		0501 .99		195.1	197.8	198.3	
Indicating and recording instruments		06		(?)	100.2	100.2	
Indicating and recording instruments		0601 .99	12/83				
Motors, generators, motor generator sets		1173					
Fractional horsepower motors & generators		03	06/83	335.9	337.7	337.9	
Automobile accessory motors		0301 .99	06/83	102.3	103.1	103.1	
Universal motors and generators, d.c.		0302 .99	06/83	100.6	100.3	100.3	
Universal motors, a.c.		0303 .99	06/83	99.6	100.0	100.0	
Universal motors (cased)		0307 .99	06/83	103.0	104.1	104.1	
Integral horsepower motors		04	06/83	101.2	101.2	101.7	
Motors and generators, d.c.		0401 .99	06/83	107.7	107.9	108.2	
Motors, a.c.		0403 .99	06/83	(?)	(?)	(?)	
Fractional horsepower motor-gen. sets		05	06/83	108.6	108.8	109.1	
Fractional horsepower motor-gen. sets		0501 .99	06/83	100.7	101.1	101.7	
Integral horsepower motor-gen. sets		06	06/83	100.7	101.1	101.7	
Integral horsepower motor-gen. sets		0601 .99	06/83	101.5	102.3	102.3	
Parts and supplies		09		101.5	102.3	102.3	
Parts/supplies for motors, gen., & motor-gen. sets		0901 .99	06/83	101.0	102.5	101.4	
Transformers and power regulators		1174					
Fluorescent lamp ballasts		02	06/81	221.8	219.9	226.0	
Correct power factor type		0205 .99		108.1	112.3	112.4	
Uncorrected power factor type		0207 .99	06/81	229.8	238.6	238.6	
Distribution transformers		03	06/81	106.8	111.5	112.4	
Liquid immersed, pole type, single phase		0301 .99	06/81	113.0	112.5	112.8	
Liquid immersed, pad mount, single phase		0303 .99	06/81	110.3	109.1	109.1	
Dry type, single or three phase		0315 .05		114.4	114.7	115.0	
Small power transformers		05	06/81	281.4	290.4	298.1	
501-2500 KVA, liquid immersed		0501 .99	12/74	110.4	110.8	112.4	
Large power transformers		06	06/81	180.2	181.6	185.6	
Specialty and all other transformers		07	06/81	90.4	82.8	96.8	
Open core/coil and units end-bell enclosed		0701 .99	06/81	107.0	108.7	108.8	
HID lamp transformers		0703 .99	06/81	108.8	111.2	111.2	
General purpose transformers		0711 .99	06/81	105.8	106.2	105.9	
Transmission and dist. voltage regs.	ea.	0725 .07		106.5	112.3	110.6	
Other transformers		0731 .99	06/81	215.1	224.7	219.8	
Switchgear, switchboard, etc. equipment		1175					
Panelboards		01		273.2	272.4	270.4	
Distribution, fusible	ea.	0101 .13		301.3	315.6	311.4	
Lighting, circuit breaker	ea.	0102 .06		359.2	393.3	393.3	
Safety switches		02		269.2	271.3	264.6	
A-C., 3 pole, 60 amps.	ea.	0212 .05					
Circuit breakers		03		379.2	403.0	410.6	
Air, a.c.	ea.	0321 .02		223.9	225.9	224.5	
Oil, outdoor, 115 kv.	ea.	0332 .07		321.5	317.2	320.4	
Oil, outdoor, 34.5 kv., 1200 amp.	ea.	0333 .07		201.4	207.5	204.0	
Switchgear		04		247.6	237.7	239.6	
Assembly, indoor, 600 v, a.c.	ea.	0441 .04		253.0	247.4	246.6	
Assembly, indoor, 5 kv, a.c.	ea.	0443 .04		240.5	227.8	229.1	
				233.6	238.0	(?)	

See footnotes at end of table.

Table 6. Producer prices and price indexes for commodity groupings and individual items—Continued

(1967=100 unless otherwise indicated)

Commodity	Unit	Commodity code ¹	Other index base	Index			Price
				Nov. 1983 ²	Feb. 1984 ²	Mar. 1984 ²	Mar. 1984
Switchgear, switchboard, etc. equipment—Continued							
Distribution cut-out, indicating	ea.	1175 0452 .06		203.2	203.1	206.7	
Bus duct, plug-in type, 600 amps.	10 ft.	0453 .03		333.8	317.6	317.6	
Fuse link, 15 amperes	ea.	0454 .04		325.1	325.1	325.1	
Circuit breaker load centers		05					
12-24 branches	ea.	0561 .04		323.7	351.5	364.2	
Low-voltage fuses		06		406.8	406.8	406.8	
Cartridge fuse, renewable	ea.	0671 .05		408.3	408.3	408.3	
Cartridge fuse, one-time	ea.	0672 .04		405.2	405.2	405.2	
Industrial controls		07		274.7	268.6	264.5	
Starters, a. c., 25 hp., 440 volts	ea.	0777 .06		270.0	269.8	264.5	
Starters, a. c., 75 hp., 440 volts	ea.	0781 .05		273.1	256.1	251.2	
Contactors, a. c., size 1, 3 pole	ea.	0783 .05		300.0	285.9	287.6	
Electric lamps/bulbs							
Incandescent		1177 01		327.3	332.3	341.5	
General lighting		0101 .99		343.4	349.8	362.9	
Reflector lamps		0105 .99		411.0	(?)	(?)	
Automobile miniature lamps		0106 .99		419.4	422.0	422.0	
All other miniature		0114 .99	12/83	233.8	(?)	(?)	
Other than incandescent		02		(?)	101.7	112.1	
Other electric discharge		0222 .99	12/83	287.9	290.2	290.2	
				(?)	99.4	99.4	
Electronic components and accessories							
Receiving type electron tubes		1178 01		187.1	190.1	190.7	
Miniature tube, type 6BZ6	ea.	0102 .02		475.7	545.5	545.5	
Miniature tube, type 6CB6A	ea.	0103 .02		426.0	490.7	490.7	
Miniature tube, type 12AU7A	ea.	0104 .03	12/68	463.1	531.9	531.9	
Miniature tube, type 12BA6	ea.	0105 .02		391.5	449.9	449.9	
Miniature tube, type 12BE6	ea.	0106 .02		496.3	546.0	546.0	
Miniature tube, type 35W4	ea.	0107 .02		508.2	583.7	583.7	
Miniature tube, type 50C5	ea.	0108 .02		623.1	717.0	717.0	
Standard glass tube, type 5U4GB	ea.	0111 .02	12/67	422.4	484.8	484.8	
Standard glass tube, type 6SN7GTB	ea.	0112 .01	12/67	547.5	641.9	641.9	
Power, transmitter, special purpose tubes		03		436.6	502.2	502.2	
External anode tube, 100 watts and un.	ea.	0321 .06		308.3	316.1	320.5	
Ext. anode tube, 101 thru 1000 watts	ea.	0322 .05		345.4	354.8	354.8	
Internal anode tube, 25 watts and less	ea.	0324 .05		333.7	348.8	348.8	
Xenon gas thyratrons	ea.	0326 .04		303.2	329.7	329.7	
Oscilloscope tube, single gun	ea.	0336 .06	12/68	460.9	460.9	460.9	
Capacitors		11	12/67	295.3	289.3	291.6	
Aluminum electrolytic, standard		1102 .99	06/81	183.0	191.5	192.2	
All other aluminum electrolytic		1106 .99	06/81	99.4	99.4	99.4	
Tantalum, dry slug and wire electrolytic, metal case		1112 .99	06/81	96.7	96.7	(?)	
Film dielectric		1119 .99	12/67	69.7	68.2	70.2	
Ceramic tubular, disc, plate and all two terminal		1121 .99	12/67	147.7	154.2	153.8	
Ceramic monolithic chips		1122 .99	06/81	182.3	182.3	181.4	
Ceramic monolithic, radial leaded		1123 .99	06/81	101.9	101.9	106.7	
Ceramic monolithic, axial leaded		1124 .99	06/81	95.7	88.0	88.0	
Variable dielectric		1131 .99	06/81	69.5	69.5	69.5	
Resistors for electric applications		12	12/67	136.0	136.3	137.9	
Fixed, metal film resistor		1215 .99	12/67	185.3	186.4	187.3	
Fixed, other, non-wirewound resistor		1219 .99	12/80	65.7	64.8	(?)	
Fixed, w. w., ultra-prec. (not estab. rel.) resistor		1228 .99	12/80	98.3	96.5	96.5	
Fixed, non-prec. wirewound resistor, without tap		1229 .99	12/67	105.8	107.4	108.0	
Fixed, w.w. prec. standard high temperature		1234 .99	06/83	203.6	203.6	203.6	
Trimmer, non-ww, single turn		1241 .99	12/80	123.9	97.9	(?)	
Pot, prec. single turn		1243 .99	06/83	106.0	(?)	(?)	
Pot, non-precision, non wirewound, single turn		1245 .99	12/67	(?)	(?)	(?)	
Trimmer, wirewound, multi-turn		1251 .99	12/80	116.3	(?)	(?)	
Potentiometer, prec'n, w w, single turn		1255 .99	12/80	(?)	(?)	(?)	
Potentiometer, w w, multi-turn		1259 .99	12/80	104.3	104.3	104.3	
Resistor network, thick film		1272 .99	12/80	104.3	104.3	104.6	
Relays		21	12/68	301.2	301.3	303.0	
Switches, mechanical (electronic appl.)		22	06/82	104.9	108.9	108.9	
Switches, mechanical (electronic appl.)		2299 .99	06/82	104.9	108.9	108.9	
Antennas		23	12/68	221.7	221.7	221.7	
Connectors		24	12/67	223.1	226.1	225.8	
Coaxial connector (radio frequency and above)		2411 .99	12/68	259.3	260.3	260.4	
Cylindrical, h.d. and standard		2421 .99	12/80	111.2	110.5	111.1	
Miniature cylindrical		2422 .99	12/80	100.3	105.0	104.2	
Subminiature cylindrical		2423 .99	12/80	106.8	(?)	108.3	
Rack and panel, integral shell and similar types		2431 .99	12/67	(?)	(?)	(?)	
Rack-and-panel/rectangular subminiature		2432 .99	12/80	108.1	109.9	109.7	
Printed circuit connector, one-piece type		2441 .99	12/72	166.2	(?)	166.4	
Printed-circuit connector, two-piece type		2442 .99	12/80	95.7	(?)	(?)	
Miscellaneous special purpose connectors		2467 .99	12/80	103.1	103.5	103.5	
Part for electronic components		27	12/68	329.9	329.6	331.5	
Phono cartridge and pickup		2709 .99	12/68	96.7	94.5	108.5	
Parts for electronic components		2799 .99	06/82	111.9	111.9	111.9	
Filters, crystals, and transducers		28	06/82	100.9	102.0	102.0	

See footnotes at end of table.

Table 6. Producer prices and price indexes for commodity groupings and individual items—Continued

(1967=100 unless otherwise indicated)

Commodity	Unit	Commodity code ¹	Other index base	Index			Price
				Nov. 1983 ²	Feb. 1984 ²	Mar. 1984 ²	Mar. 1984
Electronic components and accessories—Continued		1178					
Filters and crystals		2891.99	06/82	100.3	103.1	103.1	
Diodes		31	12/74	85.3	85.7	84.3	
Signal diodes assemblies		3102.99	12/74	69.6	69.6	68.4	
Rectifier or other power diodes and assemblies		3104.99	12/74	102.5	102.4	100.2	
Zener diode		3106.99	12/74	50.5	50.7	50.5	
Thyristors		33	12/74	95.8	95.8	95.8	
Thyristor		3302.99	06/81	101.7	101.7	101.7	
Transistors		35	12/74	97.5	101.2	102.4	
Signal transistor		3507.99	06/81	97.9	(?)	107.1	
Power transistor, 10 watts and over		3515.99	12/74	86.3	88.3	87.3	
Optoelectronic devices		37	12/74	83.4	81.7	82.8	
Other optoelectronic devices, excluding solar cells		3717.99	06/81	95.6	94.1	95.6	
Digital bi-polar integrated circuits		41	12/74	64.4	64.0	63.1	
Bipolar logic, TTL		4103.99	12/74	64.4	63.7	61.8	
Bipolar logic, except TTL		4112.99	12/74	124.8	125.0	124.9	
Bipolar memory, except RAM'S		4118.99	06/81	(?)	(?)	(?)	
Digital MOS integrated circuits		42	12/74	41.9	40.6	45.4	
MOS, memory		4221.99	12/74	32.8	30.9	37.1	
MOS, except memory		4223.99	12/74	51.4	51.3	52.0	
MOS, microprocessor		4225.99	06/81	94.0	93.6	99.4	
Linear integrated circuits		45	12/74	62.3	64.7	63.5	
Amplifier		4552.99	12/74	69.0	74.3	73.9	
Interface		4556.99	12/74	36.1	37.2	36.3	
Other analog integrated circuits		4558.99	12/74	74.4	75.5	73.8	
Hybrid integrated circuits		46	06/81	105.1	(?)	105.1	
Thin film		4611.99	06/81	111.7	(?)	111.7	
Multi-chip and other hybrid types		4616.99	06/81	90.6	(?)	(?)	
Other semiconductor devices and parts		48	06/81	(?)	(?)	(?)	
Dice and wafers		4815.99	06/81	88.1	(?)	(?)	
Other semiconductor parts, except dice and wafers		4817.99	06/81	(?)	(?)	(?)	
Printed circuits and cable assemblies		51	06/82	101.4	102.2	102.3	
Printed circuit boards and forms		5191.99	06/82	100.6	101.5	101.6	
Cable assemblies, electronic		5192.99	06/82	104.3	(?)	104.5	
Static power, pulse & frequency converters		52	06/82	103.9	105.2	105.0	
Electronic transformers and coils		53	06/82	105.8	106.9	107.3	
Audio transformers		5305.99	06/82	110.2	111.4	111.4	
Power transformers		5309.99	06/82	102.6	102.8	103.7	
Television transformers and reactors		5315.99	06/82	104.4	106.5	106.5	
Toroidal windings, all types		5317.99	06/82	111.1	112.4	112.6	
Other inductors for electronic applications		5319.99	06/82	106.6	107.5	107.9	
MW components, ex tubes, semicon., antenna		57	06/82	100.0	100.0	100.0	
Complex component assemb., packs, modules		61	06/82	105.3	107.8	107.8	
Miscellaneous electrical mach and equip		1179		269.3	272.7	273.1	
Storage batteries		01		198.7	200.8	200.8	
Automotive, 12 volt, replacement	ea.	0101.13		(?)	210.2	210.2	
Industrial truck	ea.	0102.07		169.7	173.8	173.8	
Primary batteries, dry and wet		02		211.7	212.3	212.4	
Dry cell size d flashlight battery		0211.99		206.0	206.0	206.0	
Misc.gen. purp. dry cell batteries	ea	0214.03		412.7	412.7	412.7	
Lantern and other multiple dry cells		0215.99		222.2	222.2	222.2	
Alkaline cell size aa battery		0217.99		199.7	203.9	203.9	
Other dry cells		0232.99	12/80	73.4	82.7	80.5	
Carbon and graphite products		03		374.6	374.6	374.6	
Brush, for fractional h.p. motor	per 100	0322.05	12/67	285.0	285.0	285.0	
Brush, for integral hp. motor	per 100	0323.03	12/67	333.5	333.5	333.5	
Electrode, graphite	100 lbs.	0324.02	12/67	425.5	425.5	425.5	
Telegraph apparatus		04					
Other teleprinter terminals	ea.	0432.06	06/77	96.8	96.3	(?)	
X-ray equipment		05					
X-ray tube, anode	ea.	0532.12	12/68	251.6	346.4	346.4	
Medical X-ray unit	ea.	0533.22	12/67	350.6	(?)	355.4	
Engine electrical equipment		06		293.1	295.0	296.7	
Cable sets and ignition wiring harnesses		0601.99	12/82	102.0	102.1	102.1	
Regulators for battery charging generators		0602.99	12/82	104.0	105.3	106.7	
Battery charging alternators and generators		0603.99	12/82	101.6	102.7	104.3	
Starting motors		0604.99	12/82	105.1	105.0	105.0	
Spark plugs		0605.99	12/82	100.0	100.2	100.2	
Other engine electrical equipment		0606.99	12/82	99.6	100.6	101.4	
Miscellaneous instruments		118	06/80	121.8	122.4	122.6	
Environmental controls		1181	06/80	121.8	121.5	121.8	
Building comfort controls		01	06/80	127.8	127.2	127.7	
Temperature responsive controls		0121.99	06/80	129.1	128.8	129.2	
Appliance regulation controls		02					
Temperature responsive appliance controls		0211.99	06/80	109.9	109.9	109.9	
All other appliance regulating controls		0215.99	06/80	102.7	104.3	(?)	
Process control instruments		1182	06/83	100.2	101.3	101.5	

See footnotes at end of table.

Table 6. Producer prices and price indexes for commodity groupings and individual items—Continued

(1967 = 100 unless otherwise indicated)

Commodity	Unit	Commodity code ¹	Other index base	Index			Price
				Nov. 1983 ²	Feb. 1984 ²	Mar. 1984 ²	Mar. 1984
Process control instruments—Continued							
Display and control receiver type instruments		1182					
Temperature instruments, excl. receiver type		0111 .99	06/83	100.0	100.4	100.4	
Pressure and draft instruments, excl. receiver type		0121 .99	06/83	102.0	102.5	103.9	
Flow and liquid level instruments		0131 .99	06/83	100.0	100.0	100.0	
Continuous process gas & liquid analysis instruments		0141 .99	06/83	100.6	100.6	100.6	
Instruments for process variables, n.e.c.		0151 .99	06/83	95.4	99.6	99.3	
Other process control products and parts		0161 .99	06/83	100.2	102.8	101.4	
		0191 .99	06/83	100.4	102.0	101.9	
Miscellaneous machinery							
		119		273.7	275.5	276.0	
Oil field and gas field machinery							
		1191		425.1	425.1	425.1	
Oil field and gas field drilling machinery		02		425.9	427.8	427.4	
Portable mast, 140-142	ea.	0203 .03	12/71	462.3	464.0	464.0	
Other surface drilling equip. and parts		0205 .99	12/80	116.2	115.2	115.3	
Wheel-mounted drilling and well-servicing rigs		0208 .99	12/80	(³)	(³)	(³)	
Traveling block	ea.	0211 .03	12/75	179.9	177.2	186.8	
Combination hook	ea.	0213 .02		513.0	513.0	513.0	
Rotary slip	ea.	0214 .02		718.5	730.9	730.9	
Swivel	ea.	0215 .06		564.4	570.4	590.0	
Blowout preventers and accessories		0216 .99		579.8	579.8	579.8	
Tool joints, subs and connectors		0222 .99		425.5	425.5	425.5	
Tungsten-carbide insert bits		0227 .99	12/80	124.1	124.1	124.1	
Steel-toothed bits		0228 .99	12/80	134.0	134.0	134.0	
Other bits, including diamond bits		0229 .99	12/80	130.9	130.9	130.9	
Slush pumps		0232 .99		261.2	(³)	(³)	
Cementing equipment		0234 .99	12/80	109.3	109.5	109.5	
Well surveying equipment		0236 .99	12/80	111.0	(³)	98.9	
Other subsurface drilling equip. and parts		0239 .99	12/80	139.8	139.2	139.2	
Oil field and gas field production machine		04		425.8	423.3	424.0	
Christmas tree assemblies		0409 .99	12/80	113.2	115.9	114.5	
Sucker rods		0412 .99		247.5	247.5	247.5	
Deepwell pumps		0413 .99		362.2	(³)	(³)	
Retrievable packers		0421 .99	12/71	398.3	398.3	398.3	
Permanent packers and accessories		0422 .99		479.1	498.9	498.9	
Other production equip. and parts		0433 .99	12/80	122.8	122.6	123.9	
Mining machinery and equipment							
		1192		368.1	371.8	372.2	
Underground mining machinery		01		426.8	433.8	435.7	
Loading machines, underground mine		0102 .99		342.0	340.4	345.5	
Continuous mining machines, all types		0104 .99		337.9	346.7	348.3	
Shuttle cars, all types		0115 .99		378.2	386.7	388.0	
Crushing, pulverizing, screening machinery		02		341.9	346.3	346.3	
Gyratory crushers, all types, stationary		0228 .99		309.6	(³)	(³)	
Grinding mills, ball and rod, stationary type		0232 .99		426.7	427.6	(³)	
Screens, vibrating, trommel, mine type		0234 .99	12/74	185.1	184.6	184.6	
Drills and other mining machinery		03		232.7	232.5	(³)	
Rock drills, percussion type		0341 .99		206.8	206.1	(³)	
Other drills, tools, and supplies for drills		0349 .99	06/81	(³)	(³)	(³)	
Mineral beneficiation equipment		06	06/81	120.1	120.1	120.2	
Other mineral beneficiation equipment		0621 .99	06/81	118.5	118.6	118.8	
Mining machinery parts		53					
Mining machinery parts, excluding drills		5301 .99	12/72	360.1	364.4	363.0	
Percussion rock drill bits		5346 .99		174.2	173.0	173.0	
Office and store machines and equipment							
		1193		154.4	154.3	154.7	
Calculating and accounting machines		01		85.5	86.5	86.5	
Typewriters		03		142.2	(³)	139.0	
Portable electric	ea.	0314 .11	12/68	(³)	(³)	(³)	
Safes		05					
Cabinet type	ea.	0521 .05		289.5	297.8	303.8	
Coin-operated auto. merchandising machines		06		211.7	213.2	213.4	
Coin-operated auto. merchandising mach., ex. parts		0654 .99	06/82	102.7	102.7	102.9	
Parts for automatic merchandising machines		0655 .99	06/82	105.4	108.9	108.9	
Other office and store machines		07		260.1	257.6	257.6	
Addressing machine, electric	ea.	0742 .09	12/74	171.1	171.1	(³)	
Time recording machine	ea.	0746 .05		238.5	206.9	206.9	
Internal combustion engines							
		1194		336.5	344.3	343.0	
Gasoline engines		01					
Gasoline engines, under 11 h.p., ex. autos		0111 .99	12/82	101.2	101.2	101.2	
Outboard motors		02		299.8	351.0	339.7	
5-15 hp.	ea.	0211 .07		291.8	345.2	333.3	
Outboard motor, 40-80 h.p.	ea.	0212 .12		307.4	356.2	345.6	
Diesel, semidiesel, & dual fuel, non-auto		07	12/82	101.5	101.7	101.7	
Diesel, semidiesel, & dual fuel, under 151 h.p.		0711 .99	12/82	101.0	101.6	101.6	
Diesel, semidiesel, & dual fuel, 151 h.p. and over		0712 .99	12/82	101.7	101.7	101.8	
Diesel, semidiesel, & dual fuel, auto.		08	12/82	105.1	105.1	105.1	
Diesel, semidiesel, & dual fuel engines, automotive		0811 .99	12/82	105.1	105.1	105.1	
Parts and accessories for i.c. engines		09					
Parts and accessories for i.c. engines		0911 .99		317.0	320.6	320.6	

See footnotes at end of table.

Table 6. Producer prices and price indexes for commodity groupings and individual items—Continued

(1967=100 unless otherwise indicated)

Commodity	Unit	Commodity code ¹	Other index base	Index			Price
				Nov. 1983 ²	Feb. 1984 ²	Mar. 1984 ²	Mar. 1984
Machine shop products		1195		413.4	414.6	414.6	
Carburetors, pistons, piston rings, & valv		01		420.0	421.8	421.8	
Carburetors, new, for motor vehicles		0101 .99		519.9	521.4	521.4	
Piston rings, compression type, o.s.m, motor vehicle		0112 .99		273.9	274.2	274.2	
Piston rings, compression type, ex. motor vehicle		0115 .99	12/82	107.5	108.0	108.0	
Piston rings, oil type, for motor vehicle use		0117 .99	12/82	98.8	99.4	99.4	
Flexible hose, steel		02	12/82	100.0	100.0	100.0	
Flexible hose, steel		0211 .02	12/71	272.5	272.5	272.5	
Steam, gas, & hydraulic turbines & parts		1196	06/82	103.7	103.5	105.1	
Steam, gas, and hydraulic turbines		01	06/82	101.7	101.4	102.1	
Mechanical drive steam turbines		0101 .99	06/82	101.1	101.1	101.1	
Turbine parts and accessories		02	06/82	112.3	(?)	117.9	
Parts for mechanical drive steam turbines		0201 .99	06/82	116.3	(?)	127.7	
Furniture and household durables		12		215.7	216.9	217.4	
Household furniture		121		237.4	239.2	240.0	
Metal household furniture		1211		209.1	209.1	209.1	
Wood household furniture		1212		264.3	267.0	268.2	
Living room furniture		01		249.6	250.4	251.3	
Table		0101 .99		247.9	247.0	248.0	
Desks		0103 .99	06/80	117.6	117.6	117.6	
Chairs		0105 .99	06/80	121.8	127.0	129.5	
Credenzas and bookcases		0106 .99	06/80	124.9	128.0	128.0	
Other nonupholstered living rm furniture		0109 .99	06/80	120.2	120.5	120.1	
Dining room furniture		02		285.1	290.2	292.2	
Table		0211 .99		285.8	287.0	289.0	
Chairs		0216 .99		296.0	303.9	307.7	
Buffets and servers		0221 .99		267.7	268.4	268.4	
China and corner cabinets		0231 .99		280.0	287.0	287.3	
Other dining rm & kitchen furniture		0233 .99	06/80	119.0	121.3	121.1	
Bedroom furniture		03		259.9	262.6	263.5	
Beds, except bunk		0396 .99		262.7	262.7	262.7	
Headboard sets		0341 .99	06/80	118.7	120.5	120.0	
Dresser, vanities and dressing tables		0342 .99		256.6	260.9	257.2	
Night tables & stands		0344 .99	06/80	125.2	124.5	126.6	
Chests		0351 .99		256.2	255.9	258.0	
Wardrobes		0353 .99	06/80	111.1	113.2	121.7	
Other nonupholstered bedroom furniture		0355 .99	06/80	118.7	121.0	123.5	
Other wood household furniture		04	06/80	111.9	111.3	111.9	
Unpainted wood furniture		0463 .99	06/80	118.7	118.7	120.8	
Unassembled wood household furniture		0465 .99	06/80	(?)	(?)	(?)	
Upholstered household furniture		1213		216.7	218.5	218.3	
Sofa, including sectional sofa pieces		0101 .99		216.6	218.9	218.6	
Chairs, including rockers and recliners		0111 .99		216.7	218.3	218.1	
Sofa bed, convertible		0121 .99		208.2	208.6	208.6	
Other upholstered household furniture		0131 .99	06/82	106.6	107.2	106.9	
Bedding		1214		202.3	203.8	206.9	
Bedsprings		0103 .99	06/83	100.7	98.5	98.1	
Innerspring mattresses, other than crib size		0111 .99		201.7	209.2	212.1	
Porch and lawn furniture		1215		297.5	295.7	295.7	
Commercial furniture		122		289.9	293.9	296.4	
Wood commercial furniture		1221		285.6	292.1	298.5	
Office chair, side	ea.	0101 .08		283.9	292.8	292.8	
Office chair, swivel	ea.	0111 .07		285.4	294.4	294.4	
Office desk, general purpose	ea.	0121 .11		296.6	304.5	304.5	
Office desk, executive	ea.	0131 .06		293.2	296.2	296.2	
Plastic laminated fixture tops		0151 .99	12/83	(?)	100.0	112.3	
Fixtures for stores, banks, offices, etc.		0161 .99	12/83	(?)	103.0	102.3	
Metal commercial furniture		1222		294.5	296.8	296.7	
File cabinets and equipment		02	06/80	123.4	124.3	124.5	
Letter filing cabinets		0201 .99		322.1	325.4	326.2	
Horizontal file cabinets		0205 .99	06/80	113.1	114.5	115.1	
Other file cabinets		0207 .99	06/80	127.5	128.9	128.8	
Furniture		03	06/80	125.1	125.5	125.5	
Clerical and secretarial desk		0321 .99		291.2	292.6	292.3	
Executive desks		0323 .99	06/80	135.5	136.8	136.8	
Chairs		0325 .99		274.7	275.7	275.7	
Tables & stands		0331 .99	06/80	114.7	114.7	114.7	
Modular units		0333 .99	06/80	125.7	125.1	125.1	
Misc. metal office furniture		0335 .99	06/80	127.0	127.0	127.0	
Partitions and fixtures		04	12/83	(?)	101.0	100.9	

See footnotes at end of table.

Table 6. Producer prices and price indexes for commodity groupings and individual items—Continued

(1967 = 100 unless otherwise indicated)

Commodity	Unit	Commodity code ¹	Other index base	Index			Price
				Nov. 1983 ²	Feb. 1984 ²	Mar. 1984 ²	Mar. 1984
Metal commercial furniture—Continued		1222					
Shelving and lockers		0405.99	12/83	(?)	101.0	101.0	
Storage racks and accessories		0407.99	12/83	(?)	100.2	100.3	
Fixtures for stores, banks, offices, etc.		0409.99	12/83	(?)	101.7	101.4	
Floor coverings		123		189.3	187.7	187.5	
Soft surface floor coverings		1231		166.3	164.3	164.0	
Tufted broadloom		01		166.3	163.7	163.4	
Tufted broadloom-polyester		0159.99	12/68	137.8	136.3	136.5	
Tufted broadloom-nylon		0161.99		146.7	144.1	143.7	
Tufted broadloom-other fibers		0163.99	06/80	109.3	108.9	108.9	
Other soft surface floor covrgs.		02	06/80	120.1	121.3	121.3	
Bathmats and rugs 6x9 or less		0265.99	06/80	124.5	126.5	126.5	
Automobile & aircraft carpeting		0267.99	06/80	113.5	113.7	113.7	
Hard surface floor coverings		1232		254.0	256.5	256.5	
Vinyl sheet goods, semi-permanent	sq. yd.	0141.03		217.9	220.9	220.9	
Vinyl sheet goods, permanent	sq. yd.	0161.04		256.2	259.1	259.1	
Household appliances		124		208.0	210.6	210.8	
Major appliances		1241		213.0	215.9	215.9	
Cooking equipment		01		227.4	231.2	231.5	
Free-standing electric ranges		0111.99		243.8	249.1	251.3	
Built-in surface cooking tops, electric		0115.99		229.9	231.0	230.3	
Drop-in electric ranges		0117.99	06/81	113.8	116.2	116.2	
Portable microwave ovens		0121.99	12/78	98.5	98.7	98.7	
Parts and accessories for electric cooking equipment		0129.99	06/81	120.1	108.5	108.5	
Free-standing gas ranges		0134.99		255.3	261.3	261.7	
Nonstandard type gas ranges		0137.99	06/81	116.5	125.3	120.5	
Portable outdoor cooking units		0153.99	06/81	108.0	107.5	107.5	
All other cooking equipment, except gas and electric		0161.99	06/81	122.4	125.1	125.1	
Laundry equipment		02		215.2	217.5	217.2	
Washing machine, automatic		0211.99		205.3	206.7	206.2	
Electric dryers		0232.99		235.7	238.8	238.8	
Parts and attachments for laundry equipment		0241.99	06/83	100.8	102.9	102.9	
Refrigeration equipment		03		204.5	208.3	208.3	
Refrigerator-freezer, 14.4 cu. ft. and under		0331.99	12/81	109.2	108.4	108.4	
Refrigerator-freezer, 14.5 - 19.4 cu. ft.		0332.99	12/81	(?)	(?)	(?)	
Refrigerator-freezer, 19.5 cu. ft. and over		0333.99	12/81	110.2	113.2	113.2	
Range-refrigerator or sink combination		0334.99	12/81	(?)	(?)	(?)	
Home freezer, upright type	ea.	0337.24		207.6	208.7	208.7	
Other major appliances		04		198.3	199.7	199.7	
Dishwasher, undercounter	ea.	0441.25		193.9	196.6	196.6	
Room air conditioners		0445.99		178.1	178.1	178.1	
Sewing machines		1242		192.8	(?)	(?)	
Portable type, with imported head	ea.	0131.15					
Household vacuum cleaners, parts, & atta		1243		162.1	166.4	165.1	
Vacuum cleaners		01		162.5	167.7	166.2	
Canister, tank, and all other general purpose		0111.99		146.7	152.3	149.7	
Complete power unit, central system type		0116.99	12/82	101.8	101.8	101.8	
Upright		0121.99	12/73	184.9	189.9	189.9	
Electric housewares and fans		1244		184.1	185.3	186.9	
Small household appliances		01		185.2	186.2	188.1	
Automatic coffee makers		0113.99		208.6	209.1	229.0	
Standard household electric irons		0122.06		(?)	(?)	147.6	
Ovens and roasters		0129.99	06/83	100.3	100.0	(?)	
Hotplates and disc stoves (1650 watts and less)		0131.99	06/83	100.0	100.0	100.0	
All other household food preparation appliances		0134.99	06/83	101.1	95.2	95.2	
Portable room heaters		0141.99	06/83	100.7	101.0	101.0	
Space heaters for fixed installation		0142.99	06/83	104.0	104.6	104.6	
Electric blankets and other electric bed coverings		0151.99	06/83	100.0	97.4	97.4	
Heating pads, including foot warmers		0152.99	06/83	100.0	100.0	100.0	
All other household cooking and heating appliances		0161.99	06/83	101.1	(?)	(?)	
Electric fans		02	12/82	99.4	100.9	100.9	
All other fans, except roof, furnace, etc.		0222.99	06/83	99.4	97.9	98.4	
Parts & attach. - small elect. appliances		03	12/82	101.2	102.7	102.9	
Parts & attachments for small electrical appliances		0311.99	12/82	101.2	102.7	102.9	
Electric lamps		1245		297.3	300.3	299.8	
Table lamps		0101.99		(?)	(?)	(?)	
Floor, bridge and torch lamps		0111.99		(?)	(?)	(?)	
Other portable lamps		0129.99	12/83	(?)	100.0	100.0	
Lamps sold without shades, incl. floor, bridge, tbl.		0131.99	12/83	(?)	102.4	(?)	
Home electronic equipment		125		85.1	84.4	84.3	

See footnotes at end of table.

Table 6. Producer prices and price indexes for commodity groupings and individual items—Continued

(1967=100 unless otherwise indicated)

Commodity	Unit	Commodity code ¹	Other index base	Index			Price
				Nov. 1983 ²	Feb. 1984 ²	Mar. 1984 ²	Mar. 1984
Radio receivers		1251		89.2	89.1	88.5	
Home radios		02	06/80	88.7	88.5	87.2	
Radio combinations, port & table		0202 .99	06/80	74.8	74.8	73.5	
Car radios		03	06/80	84.9	84.9	84.9	
Television receivers		1252		81.8	80.5	80.6	
Color TV receivers		02	06/80	91.1	89.4	89.3	
Color console TV receiver		0201 .99		79.2	78.5	78.5	
Color TV, table & port, over 10"-17"		0202 .99	06/80	83.7	(?)	79.3	
Color TV, table & port, over 17"		0203 .99	06/80	89.2	86.9	86.7	
Other home electronic equipment		1253		98.1	98.9	99.2	
Phonographs, ex. mechanical		02	06/80	109.6	113.2	113.2	
Elec. phonograph, not coin op., mono		0202 .99	06/80	119.2	128.1	128.1	
Tape recorders & players		03	06/80	(?)	110.3	110.3	
Speakers (inc. loudspeaker systems)		05	06/80	111.9	112.1	112.9	
Loudspeakers, bookshelf		0501 .99	06/80	100.9	99.1	99.4	
Loudspeakers, floor standing		0502 .99	06/80	122.5	122.5	(?)	
Loudspeakers, sold separately		0504 .99	06/80	110.6	110.9	110.3	
Public address systems		0507 .99	06/80	103.2	108.8	108.8	
Other household durable goods		126		315.1	315.2	315.0	
Tableware, kitchenware and other pottery		1261		325.2	328.1	325.0	
Tableware and kitchenware		01		(?)	(?)	(?)	
Vitreous china tableware and kitchenware		0101 .99		393.2	388.5	388.1	
Stoneware & fine earthenware tableware & kitchenware		0111 .99		(?)	(?)	(?)	
Pottery, except tableware and kitchenware		02	12/83	(?)	101.0	101.0	
Art, decorative and novelty pottery		0201 .99	12/83	(?)	100.5	100.5	
Other pottery products		0202 .99	12/83	(?)	102.5	102.5	
Household glassware		1262		466.3	475.2	476.3	
Pressed and blown consumer glassware		0102 .99	06/83	101.6	103.5	103.7	
Household flatware		1264		439.3	422.0	422.0	
Sterling, 6 piece	setting	0111 .04		642.6	589.2	589.2	
Mirrors		1265					
Framed mirrors		0102 .99	06/83	(?)	(?)	(?)	
Unframed mirrors		0103 .99	06/83	100.4	101.1	101.1	
Lawn and garden equip., ex. garden tract		1266		254.9	256.8	256.0	
Lawn mowers, walk-behind		02	12/82	104.7	104.8	104.1	
Rotary, push type, gasoline engine powered		0201 .99		253.0	253.8	250.7	
Rotary, self-propelled, gasoline engine powered		0202 .99		280.5	279.7	279.8	
Reel, all types, excluding electric		0203 .99	12/82	101.9	102.2	102.2	
Other nonriding lawn and garden equipment		03	12/82	101.0	101.6	101.6	
Rotary garden tillers		0301 .99	12/82	102.3	102.2	102.2	
Power lawn edger/trimmers, fixed blade		0303 .99	12/82	101.0	102.4	102.2	
Other consumer non-riding lawn, garden & snow equip.		0306 .99	06/83	98.8	100.5	100.8	
Lawn tractors and riding mowers		04	12/82	101.9	102.5	103.1	
Front engine		0401 .99	12/82	100.6	100.7	101.8	
Rear engine		0402 .99	12/82	106.5	108.3	108.2	
Parts & attach., consumer lawn & garden eq		05	12/82	105.6	107.2	106.6	
Parts		0501 .99	12/82	105.9	107.8	107.0	
Attachments		0502 .99	12/82	104.7	105.5	105.4	
Cutlery, razors and razor blades		1267		253.2	250.2	253.4	
Razors and razor blades		0102 .99	12/83	(?)	(?)	101.0	
Cutlery, scissors, shears, trimmers, and snips		0141 .99	12/83	(?)	101.4	101.4	
Metal household containers		1268					
Saucepan, aluminum	ea.	0101 .08		252.2	252.2	252.2	
Nonmetallic mineral products		13		328.9	332.3	333.6	
Glass		131		232.1	237.0	236.9	
Flat glass		1311		230.1	230.0	229.7	
Laminated glass		04	06/83	100.0	100.0	100.0	
Laminated glass		0411 .99	06/83	100.0	100.0	100.0	
Sheet, plate, and float glass		05	12/80	110.6	110.6	110.6	
Sheet, plate, and float glass		0511 .99	06/83	100.0	100.0	100.0	
Other flat glass		07	12/80	115.6	115.4	115.1	
Tempered glass		0701 .99	12/80	115.3	114.9	114.7	
Other flat glass		0702 .99	12/80	118.8	118.9	118.4	
Other finished glassware		1313		102.8	109.7	109.8	
Pressed and blown glassware		01	06/83	103.0	110.6	110.6	
Lighting and electronic glassware		0111 .99	06/83	103.6	101.8	101.8	
Other pressed and blown glassware		0112 .99	06/83	102.2	122.8	122.8	

See footnotes at end of table.

Table 6. Producer prices and price indexes for commodity groupings and individual items—Continued

(1967 = 100 unless otherwise indicated)

Commodity	Unit	Commodity code ¹	Other index base	Index			Price
				Nov. 1983 ²	Feb. 1984 ²	Mar. 1984 ²	Mar. 1984
Other finished glassware—Continued		1313					
Automotive rearview mirrors		02					
Automotive rearview mirrors		0211 .99	06/83	100.7	100.4	100.9	
Concrete ingredients and related product		132		314.8	321.3	325.8	
Construction sand, gravel, & crushed sto		1321		284.9	291.7	293.1	
Sand, construction	ton	0101 .25		306.8	309.7	310.6	
Gravel, for concrete		0111 .99		300.4	302.2	306.4	
Other construction gravel, incl. asphaltic aggregate		0115 .99	06/82	99.7	99.5	99.3	
Crushed and broken stone		0121 .99		272.2	281.2	282.6	
Cement		1322		340.5	347.0	356.5	
Portland cement		0131 .99					
Concrete products		133		304.1	306.4	306.3	
Concrete block and brick		1331		283.7	285.3	286.3	
Structural block, aggregate		11	06/81	104.3	105.0	105.4	
Lightweight stretcher units: 8" x 8" x 16"		1111 .99		293.2	296.4	297.5	
Lightweight stretcher, other sizes, n.e.c.		1112 .99	06/81	105.5	105.9	106.4	
Other lightweight units, any size, n.e.c.		1113 .99	06/81	109.1	108.7	109.2	
Medium weight units		1121 .99	06/81	100.4	100.4	100.4	
Normal weight stretcher units: 8" x 8" x 16"		1131 .99		257.9	258.8	262.5	
Normal weight stretcher, other sizes, n.e.c.		1132 .99	06/81	104.0	104.8	104.8	
Other normal weight units, any size, n.e.c.		1133 .99	06/81	104.7	109.3	110.5	
Decorative block		21	06/81	(?)	103.1	103.7	
Decorative block		2101 .99	06/81	103.1	103.1	103.7	
Concrete brick		31	06/81	120.1	120.1	120.1	
Concrete brick		3101 .99	06/81	120.1	120.1	120.1	
Paving blocks		41					
Paving blocks		4101 .99	06/81	106.3	107.3	107.0	
Concrete pipe		1332		267.6	267.8	266.9	
Storm sewer pipe, reinforced		0101 .99		276.4	277.1	275.2	
Storm sewer pipe, non-reinforced		0102 .99	06/80	102.4	102.4	(?)	
Sanitary sewer pipe, reinforced		0105 .99	06/80	104.1	103.9	103.9	
Ready-mixed concrete		1333					
Ready-mixed concrete		0101 .99		312.6	314.9	315.6	
Precast concrete products		1334	06/80	115.8	116.7	116.7	
Burial vaults and boxes		0101 .99	06/80	116.5	117.5	117.5	
Concrete septic tanks		0103 .99	06/80	122.9	122.9	122.9	
Other precast concrete products		0104 .99	06/80	108.0	108.4	108.5	
Prestressed concrete products		1335	06/80	110.7	113.1	109.9	
Prestressed single and double tees		0101 .99	06/80	113.2	115.9	104.6	
Structural clay prod., ex. refractories		134		284.1	283.0	283.6	
Building brick		1341					
Building brick	per 1000	0101 .22		345.3	346.7	347.9	\$135.043
Clay tile		1344		220.3	216.1	216.1	
Wall tile, glazed, standard grade	sq. ft.	0131 .10		200.2	196.4	(?)	
Clay sewer pipe		1345					
Sewer pipe, vitrified clay	ft.	0101 .08		(?)	236.2	236.2	2.255
Refractories		135		353.3	357.0	362.1	
Refractories, clay		1352	12/74	229.9	231.9	232.4	
Fireclay brick	per 1000	0101 .13		393.0	393.0	392.0	651.978
Superduty fireclay brick	per 1000	0111 .13		398.3	398.4	398.4	988.300
Ladle brick	per 1000	0121 .19		321.9	322.3	322.3	419.037
High alumina brick	per 1000	0131 .12		407.9	419.2	421.9	
Castable refractories	ton	0151	12/74	187.6	187.6	188.9	315.629
Refractories, non clay		1353	12/74	212.8	215.5	221.1	
Magnesite brick	per 1000	0101 .01	12/74	182.3	181.5	189.5	2,498.750
Magnesite-chrome brick	per 1000	0111 .02	12/74	227.5	234.7	245.5	3,703.333
Basic ramming mixes	ton	0131 .02	12/74	209.3	210.5	212.2	
Asphalt roofing		136		387.8	380.4	383.7	
Prepared asphalt roofing		1361		333.8	337.4	328.8	
Shingles, strip	sq.	0102 .09		315.9	322.5	(?)	(?)
Roll roofing, smooth surfaced	sq.	0111 .11		459.1	456.2	436.7	6.501
Roll roofing, mineral surfaced	sq.	0112 .07		402.7	(?)	(?)	(?)

See footnotes at end of table.

Table 6. Producer prices and price indexes for commodity groupings and individual items—Continued

(1967=100 unless otherwise indicated)

Commodity	Unit	Commodity code ¹	Other index base	Index			Price Mar. 1984
				Nov. 1983 ²	Feb. 1984 ²	Mar. 1984 ²	
Other asphalt roofing		1362		572.4	571.4	571.4	
Gypsum products		137		315.1	339.4	339.5	
		1371					
1/2 inch regular gypsumboard		0111 .99		274.8	299.4	299.6	
Type X gypsumboard		0112 .99	06/81	121.0	126.9	(³)	
Other gypsum products, n.e.c.		0113 .99	06/81	132.4	135.4	135.4	
Glass containers		138		350.4	350.9	351.7	
Glass containers		1381					
Food		0105 .99	06/82	100.0	100.1	99.8	
Beer		0123 .99	06/82	98.9	98.8	98.8	
Liquor		0131 .99		394.7	393.1	394.1	
Wine		0135 .99	06/82	100.0	100.0	100.0	
Medical and health, narrow neck		0141 .99		395.0	394.8	394.8	
Toiletries and cosmetics, narrow neck		0151 .99		395.8	395.8	395.8	
Non-alcoholic beverages		0163 .99	06/82	93.4	94.0	94.9	
Other nonmetallic minerals		139		487.4	486.8	490.3	
Building lime		1391		359.1	361.5	361.7	
Hydrated, masons	ton	0101 .10		380.7	386.4	386.4	\$73.085
Hydrated, finishing	ton	0102 .05		342.9	342.9	343.4	94.310
Insulation materials		1392		374.0	361.5	366.4	
Mineral wool for structural insulation		01		366.4	347.8	354.9	
Building batt, blankets, and rolls		0101 .99		372.2	357.5	368.6	
Loose fiber and granulated fiber		0102 .99		337.7	345.0	347.6	
Other mineral wool for thermal insulation		0104 .99	12/81	105.0	(³)	101.9	
Min. wool for indus. & equip. insulation		02					
Mineral wool for industrial and equipment insulation		0201 .99	12/81	112.7	110.9	111.6	
Paving mixtures and blocks		1394		597.2	600.3	603.8	
Asphalt, paving		0101 .99		804.2	804.5	812.0	
Bituminous/asphaltic concrete mixtures and blocks		0111 .99		348.1	354.7	353.5	
Nonmetallic minerals, n. e. c.		1399					
Industrial sand		01	06/82	99.2	101.8	103.1	
Glass sand		0101 .99	06/82	100.3	104.2	106.8	
Foundry sand		0111 .99	06/82	99.8	102.3	102.4	
Other industrial sand		0121 .99	06/82	97.3	98.0	98.7	
Transportation equipment		14	12/68	260.5	262.3	262.4	
Motor vehicles and equipment		141		260.5	261.2	261.3	
Motor vehicles		1411		237.3	237.9	238.0	
Passenger cars		01		222.0	221.9	222.0	
Motorcycles		04	12/72	161.9	162.2	162.1	
Trucks, 10,000 lbs. GVW and under		05 .99		279.9	280.8	281.3	
Trucks, 10,000 lbs. GVW and under		0571 .99	12/82	101.7	102.0	102.2	
Trucks, over 10,000 lbs. GVW		06 .99		317.9	326.9	326.4	
Trucks, 10,000 lbs. gvw and over		0681 .99	12/82	100.1	102.9	102.8	
Fire department vehicles		08	06/83	100.6	103.6	103.6	
Fire department vehicles		0801 .99	06/83	100.6	103.6	103.6	
Motor vehicle parts		1412		351.9	352.8	352.5	
Motor vehicle parts, new		03	12/82	99.5	99.7	99.6	
Motor vehicle parts, new		0331 .99	12/82	99.5	99.7	99.6	
Motor vehicle parts, rebuilt		04	12/82	103.8	104.9	105.1	
Motor vehicle parts, rebuilt		0431 .99	12/82	103.8	104.9	105.1	
Truck and bus bodies		1413	12/82	104.3	105.3	105.2	
Truck and bus bodies sold separately		01	12/82	104.8	105.1	104.9	
Truck bodies sold separately		0102 .99	12/82	105.1	105.4	105.2	
Bus bodies sold separately		0104 .99	12/82	103.0	103.0	103.0	
Completed vehicles on purchased chassis		02	12/82	104.0	105.5	105.5	
Truck bodies sold on purchased chassis		0202 .99	12/82	100.0	104.8	104.8	
Bus bodies sold on purchased chassis		0204 .99	12/82	(³)	(³)	(³)	
Other vehicle bodies sold on purchased chassis		0206 .99	12/82	105.7	106.1	106.1	
Truck trailers		1414	06/80	109.8	111.2	111.2	
Vans, over 10,000 lbs.		01	06/80	110.9	112.4	112.8	
Open top vans		0105 .99	06/80	108.9	109.0	110.4	
Closed top vans		0106 .99	06/83	102.4	103.9	104.1	
Tanks, over 10,000 lbs.		02	06/80	101.8	108.6	107.9	
Other trailers and chassis, over 10,000 lb		03	06/80	113.5	113.7	113.3	
Bulk commodity trailers		0301 .99	06/80	105.1	103.5	103.4	
Platform trailers		0303 .99	06/80	113.2	113.8	113.8	

See footnotes at end of table.

Table 6. Producer prices and price indexes for commodity groupings and individual items—Continued

(1967 = 100 unless otherwise indicated)

Commodity	Unit	Commodity code ¹	Other index base	Index			Price
				Nov. 1983 ²	Feb. 1984 ²	Mar. 1984 ²	Mar. 1984
Truck trailers—Continued		1414					
Low-bed heavy haulers		0304 .99	06/80	116.5	116.5	116.5	
Dump trailers and chassis		0305 .99	06/80	111.8	(?)	114.7	
Other trailers and chassis		0307 .99	06/80	112.8	106.9	106.9	
Detach. trailers & converter gear		04	06/80	103.4	103.4	103.4	
Aircraft		142					
Fixed wing		1421					
Fixed wing, utility		11	12/68	346.1	351.7	351.7	
Boats		143	12/81	107.1	108.9	109.1	
Boats		1432					
Outboard motorboats		01	12/81	105.9	107.6	107.3	
Runabouts		0101 .99	12/81	106.0	107.3	106.9	
Utility		0103 .99	06/83	100.9	104.5	104.5	
Inboard motorboats, incl. i-o. houseboats		02	12/81	108.3	110.1	111.0	
Runabouts		0201 .99	06/83	99.7	(?)	104.3	
Cabin cruisers, non-military		0202 .99	12/81	109.2	111.0	112.0	
Inboard-outdrive boats, except houseboats		03	12/81	107.6	108.9	109.1	
Under 20 ft., L.O.A.		0301 .99	12/81	105.4	106.3	106.3	
Over 20 ft., L.O.A.		0302 .99	12/81	110.7	112.6	113.1	
All other boats		04	12/81	106.4	108.9	108.4	
Sailboats, with auxiliary power		0401 .99	12/81	108.0	110.0	109.5	
Sailboats, without auxiliary power		0402 .99	12/81	106.0	106.9	106.9	
Other boats: rowboats, canoes, skiffs, etc.		0403 .99	12/81	105.0	109.8	108.9	
Railroad equipment		144		348.6	359.2	359.7	
Miscellaneous products		15		291.7	295.0	295.0	
Toys, sporting goods, small arms, etc.		151		225.2	228.4	228.2	
Toys, games, and children's vehicles		1511		228.5	228.8	228.3	
Non-powered transportation toy	dozen	0102 .04	12/77	149.7	158.7	158.8	
Sports oriented games		0104 .02	12/77	129.3	127.1	117.9	
Toy gun	dozen	0122 .04	12/77	147.2	(?)	148.6	
Game, board	doz.	0135 .08		214.3	219.8	219.8	
Preschool toy	dozen	0143 .06	12/77	175.2	168.6	168.6	
Doll	ea.	0161 .32		184.2	183.9	183.9	
Stuffed toy	doz.	0165 .19		173.7	173.3	173.3	
Stroller	ea.	0172 .25		183.4	192.1	192.1	
Children's riding vehicles	ea.	0191 .05	12/73	244.4	245.5	245.5	
Sporting and athletic goods		1512		205.8	206.7	206.7	
Baseball glove	ea.	0141 .13		189.5	189.5	189.5	
Football	ea.	0151 .07		(?)	(?)	(?)	
Bowling ball	ea.	0171 .02		177.2	177.2	177.2	
Bicycle	ea.	0181 .14		266.6	(?)	(?)	
Small arms and ammunition		1513		277.1	298.9	298.9	
Small arms		01		274.2	294.6	294.6	
Revolver	ea.	0102 .07		339.3	356.1	356.1	
Small arms ammunition		02		280.4	303.7	303.7	
Revolver cartridge, 38 special	per 1000	0222 .02		314.8	338.9	338.9	\$176.976
Rifle cartridge, center fire	per 1000	0231 .02		299.1	327.6	327.6	433.752
Rifle cartridge, rim fire	per 1000	0232 .02		283.5	304.2	304.2	27.523
Shot gun shell	per 1000	0241 .04		255.1	273.9	273.9	190.617
Tobacco products		152		377.0	390.3	390.3	
Cigarettes		1521		401.0	415.6	415.6	
Nonfilter tip		0101 .99		(?)	(?)	(?)	
Filter tip, king size		0102 .99		374.4	388.1	388.1	
Filter tip, super king and long size		0103 .99	12/82	97.2	100.6	100.6	
Cigars		1522		177.3	180.5	180.7	
Low priced		0101 .99		195.0	195.0	195.0	
Popular priced		0102 .99		180.4	186.6	186.6	
Medium priced		0103 .99		169.8	174.0	176.1	
High priced		0104 .99		172.2	182.2	182.2	
Other tobacco products		1523		381.6	394.8	394.7	
Smoking tobacco		0101 .99		363.4	377.2	377.2	
Loose leaf chewing tobacco		0102 .99	12/82	107.4	107.4	107.4	
Chewing tobacco other than loose leaf		0103 .99	12/82	106.8	110.6	110.5	
Snuff, dry and moist		0121 .99		384.0	405.4	405.4	
Notions		153		279.6	282.2	282.2	

See footnotes at end of table.

Table 6. Producer prices and price indexes for commodity groupings and individual items—Continued

(1967 = 100 unless otherwise indicated)

Commodity	Unit	Commodity code ¹	Other index base	Index			Price
				Nov. 1983 ²	Feb. 1984 ²	Mar. 1984 ²	Mar. 1984
Buttons and button blanks		1531		213.3	217.9	217.9	
Pin fasteners and similar notions		1532		289.2	291.5	291.5	
Photographic equipment and supplies		154		216.8	218.2	213.3	
Photographic equipment		1541		130.8	131.1	115.4	
Photographic equipment, excluding photocopy		0701 .99	12/83	(?)	100.5	101.2	
Photographic supplies		1542		281.8	284.0	286.5	
Photographic supplies, except x-ray		0601 .99	12/83	(?)	100.6	101.6	
Mobile homes		155	12/74	165.0	162.8	162.7	
Mobile homes, residential, single wide		1552	12/74	166.5	162.4	162.6	
Single, 12 ft. wide		01	06/81	106.9	102.5	102.5	
Single, 12 ft. wide		0101 .99	06/81	106.9	102.5	102.5	
Single, 14 ft. wide and over		02	06/81	107.1	109.0	109.4	
Length, 59 ft. and under		0201 .99	06/81	103.5	103.5	103.5	
Length, 60 to 69 ft.		0202 .99	06/81	105.1	105.8	105.8	
Length, 70 to 74 ft.		0203 .99	06/81	107.4	110.7	111.6	
Length, 75 ft. and over		0204 .99	06/81	113.0	110.9	110.1	
Mobile homes, residential, double wide		1553	12/74	157.5	161.9	160.8	
Double, 24 ft. width		01	06/81	101.9	105.0	104.1	
Length, 49 ft. and under		0101 .99	06/81	103.6	105.8	106.0	
Length, 50 to 59 ft.		0102 .99	06/81	104.6	110.0	106.3	
Length, 60ft. and over		0103 .99	06/81	99.9	101.9	102.3	
Double, other than 24 ft width		02	06/81	(?)	(?)	100.8	
Other than 24 ft. width		0201 .99	06/81	98.8	(?)	100.8	
Other mobile homes and buildings		1554	06/83	99.3	99.6	99.6	
Medical, surgical & personal aid devices		156	06/78	122.4	123.4	124.3	
Personal aid equipment		1561					
Electronic hearing aids		01	06/78	117.9	118.8	123.4	
Electronic hearing aids		0107 .99	06/83	100.0	100.8	104.7	
Medical instruments and equipment		1562	06/82	106.2	105.5	107.2	
Medical instruments and apparatus		0101 .99	06/82	105.2	104.4	106.4	
Surgical appliances and supplies		1563	06/83	104.1	104.8	104.8	
Surgical dressings		0101 .99	06/83	99.9	101.3	99.7	
Other surgical appliances and supplies		0103 .99	06/83	106.3	106.5	107.3	
Ophthalmic goods		1564	12/83	(?)	105.4	104.9	
Ophthalmic fronts and temples		0101 .99	12/83	(?)	112.2	113.9	
Glass ophthalmic focus lenses		0102 .99	12/83	(?)	103.8	100.0	
Plastic ophthalmic focus lenses		0103 .99	12/83	(?)	100.7	99.8	
Contact lenses		0104 .99	12/83	(?)	100.9	100.9	
Industrial safety equipment		157	06/78	133.4	134.2	134.1	
Industrial safety equipment		1571					
Respiratory protection equipment		01					
Respiratory protection equipment		0107 .99	06/83	100.0	100.6	100.6	
Eye and face protective equipment		02	06/78	134.5	135.9	135.9	
Industrial safety glasses and goggles		0206 .99	12/83	(?)	101.7	101.7	
First aid kits		06					
First aid kit	each	0601 .03	06/78	136.0	137.0	137.0	
Alarms, electronic		07					
Back-up alarm, electronic, automatic	each	0701 .02	06/78	118.4	118.6	118.6	
Other miscellaneous products		159		349.3	350.2	354.0	
Caskets		1591		225.0	226.7	226.9	
Cloth-covered wood casket	ea.	0102 .07	12/68	201.7	196.1	198.5	
Hardwood casket	ea.	0103 .06	12/68	284.3	289.8	289.8	
Steel, other than stainless casket	ea.	0104 .08	12/68	207.3	209.2	209.2	
Matches		1592		243.5	252.8	252.8	
Musical instruments		1593		226.7	230.1	230.1	
Drum set	each	0106	12/78	147.0	150.7	150.7	
Piano, over 37"	each	0107 .08	12/78	141.5	140.4	140.4	
Organ, excluding pipe organ	ea.	0109 .27		169.6	175.3	175.3	
Jewelry and jewelry products		1594	12/78	159.0	158.4	160.8	
Jewelry, platinum and karat gold		02	12/78	183.5	181.9	184.8	
Ring, ladies' high fashion	each	0201 .05	12/78	189.9	189.2	191.7	

See footnotes at end of table.

Table 6. Producer prices and price indexes for commodity groupings and individual items—Continued

(1967 = 100 unless otherwise indicated)

Commodity	Unit	Commodity code ¹	Other index base	Index			Price
				Nov. 1983 ²	Feb. 1984 ²	Mar. 1984 ²	Mar. 1984
Jewelry and jewelry products—Continued							
Ring, wedding, gold	each	1594 0205 .02	12/78	204.6	202.6	207.7	
Earrings, ladies', 14 karat gold	pair	0207 .04	12/78	181.5	179.7	182.9	
Other precious metal jewelry		03	12/78	163.1	165.6	165.6	
Ring, sterling, ladies' and men's	various	0301 .04	12/78	189.6	189.6	189.6	
Bracelet, ladies', gold filled	each	0303 .02	12/78	147.1	151.0	151.0	
Costume jewelry		04	12/78	128.0	128.8	131.3	
Ring, ladies', costume	various	0401 .02	12/78	102.4	111.9	111.9	
Earrings, children's, costume	doz. pair	0403 .05	12/78	115.6	115.0	115.0	
Watchband, metal, men's and women's	each	0409 .03	12/78	157.5	157.5	157.5	
Jeweler's materials and findings		05	12/78	166.8	164.1	167.3	
Finding, gold filled	various	0503 .04	12/78	130.3	129.7	134.2	
Diamonds and lapidary work		06					
Diamond, .25 carat	each	0601	12/78	91.7	92.1	93.2	
Pens and pencils							
Black lead pencil	gross	1595 0125 .02		165.5	168.9	174.1	
				233.4	236.3	236.3	
Watches, clocks and timing mechanisms							
Watches, clocks & timing mech., ex. parts		1596 01		202.3	202.6	203.0	
Watches		0121 .99	06/83	202.4	202.7	202.7	
Clocks		0123 .99	06/83	101.7	101.7	101.7	
Timing mechanisms		0125 .99	06/83	101.2	101.2	101.2	
Parts		02	06/83	100.5	101.4	101.4	
Parts		0227 .99	06/83	100.8	100.8	104.6	
				100.8	100.8	104.6	
Brushes							
Personal brushes		1597 02		222.3	231.8	231.8	
Toothbrush	doz.	0245 .06		139.5	165.3	165.3	
Hairbrush	doz.	0246 .03		138.1	(³)	184.7	
Household maintenance brushes		03		141.4	133.4	133.4	
Industrial brushes		04		281.0	288.7	288.7	
Floor sweep (pushbroom)	doz.	0455 .08		267.6	267.6	267.6	
				243.3	243.3	243.3	
Fire extinguishers							
Pressurized dry chemicals type, hand	ea.	1599 0173 .11		217.9	219.7	219.7	
				200.5	200.5	200.5	

¹ Indexes with a commodity point code of .99 are calculated by a revised methodology. See "Technical Note on Data from the Producer Price Index Revision" at the back of this publication.

² Data for November 1983 have been revised to reflect the availability of late reports and corrections by respondents. All data are subject to revision 4 months after original publication. Data are not seasonally adjusted.

³ Not available.

⁴ Prices for all items in this grouping are lagged 1 month.

⁵ Regional refined petroleum product prices and price indexes are presented in table 7.

⁶ Prices for some items in this grouping are lagged 1 month.

⁷ This grouping excludes fabricated wire products, which had been included in the discontinued code 10-13 and which are now grouped in code 10-88.

n.e.c. = Not elsewhere classified.

Note: Titles of some commodities are not shown in this table because they fail to meet our publication criteria.

Table 7. Producer prices and price indexes for refined petroleum products by region

(Price per gallon; July 1975 = 100 unless otherwise indicated)

Commodity code	Commodity and region	Other index base	Index			Price Mar. 1984
			Nov. 1983 1/	Feb. 1984 1/	Mar. 1984 1/	
0571	Gasoline	1967	598.7	563.9	568.7	
02	Regular	Feb/73	548.2	513.6	519.1	
0201 .06	Dealer tank-wagon to retail outlets	Feb/73	492.5	460.8	464.0	\$0.820
01	New England		241.4	224.2	223.1	.816
02	Middle Atlantic		241.8	227.2	224.6	.813
03	South Atlantic		244.1	227.9	231.4	.824
04	East North Central		251.1	230.2	233.7	.846
05	West South Central		257.2	235.2	246.1	.832
06	East South Central		249.5	227.2	234.9	.830
07	West North Central		249.7	232.0	236.4	.844
08	Mountain		240.3	230.6	226.5	.792
09.01	Pacific		227.9	223.7	214.1	.761
0202 .07	Sales to jobbers	Feb/73	634.7	592.0	601.4	.808
01	New England		271.0	250.9	254.0	.814
02	Middle Atlantic		270.8	253.9	254.4	.803
03	South Atlantic		269.0	248.5	257.9	.812
04	East North Central		273.3	255.0	256.8	.821
05	West South Central		271.3	251.5	256.7	.798
06	East South Central		268.2	247.0	254.1	.806
07	West North Central		271.1	252.2	259.4	.821
08	Mountain		262.1	250.4	250.6	.815
09.01	Pacific		249.7	243.9	234.9	.746
0203 .07	Commercial consumers	Feb/73	581.1	552.9	558.2	.834
01.01	New England		265.7	248.6	246.9	.850
02.01	Middle Atlantic		270.9	254.2	255.5	.857
03.01	South Atlantic		260.8	243.8	250.5	.841
04.01	East North Central		253.9	234.0	239.1	.852
05.01	West South Central		253.5	234.3	240.8	.805
06.01	East South Central		253.3	234.3	238.8	.830
07.01	West North Central		247.9	227.7	234.6	.855
08.01	Mountain		235.7	229.1	226.0	.813
09.01	Pacific		252.1	255.7	247.5	.865
0571	Gasoline	1967				
03	Premium	Feb/73	495.1	474.2	475.3	
0301 .06	Dealer tank-wagon to retail outlets	Feb/73	462.0	444.6	443.8	.929
01	New England		258.2	240.4	239.2	.924
02	Middle Atlantic		255.6	241.0	243.2	.949
03	South Atlantic		256.8	242.1	245.3	.953
04	East North Central		249.6	235.1	237.1	.935
05	West South Central		270.3	254.3	258.2	.952
06	East South Central		260.4	242.1	248.2	.960
07	West North Central		254.6	239.6	244.7	.957
08	Mountain		240.0	235.3	234.3	.933
09	Pacific		233.7	236.1	227.4	.880
0302 .07	Sales to jobbers	Feb/73	574.0	540.1	547.0	.893
01	New England		271.0	256.8	257.9	.922
02	Middle Atlantic		283.1	264.1	266.0	.918
03	South Atlantic		272.8	254.6	263.2	.909
04	East North Central		273.4	259.3	263.0	.912
05	West South Central		271.9	255.4	260.2	.885
06	East South Central		271.8	253.1	260.3	.905
07	West North Central		269.0	247.6	254.5	.903
08	Mountain		(3)	244.6	243.2	.844
09.01	Pacific		254.6	257.8	247.6	.841
0303 .08	Commercial consumers	Feb/73	553.2	548.8	545.5	.916
01.01	New England		290.2	275.9	271.9	.975
02.01	Middle Atlantic		2/ 292.0	2/ 279.1	2/ 278.5	1.000
03.01	South Atlantic		271.9	253.6	260.7	.958
04.01	East North Central		269.9	254.3	258.3	.983
05	West South Central		256.0	243.0	243.6	.873
06	East South Central		265.6	245.0	251.3	.920
07	West North Central		(3)	(3)	(3)	(3)
08.01	Mountain		(3)	(3)	(3)	(3)
09.01	Pacific		2/ 241.7	2/ 247.3	2/ 239.9	.888
0571	Gasoline	1967				
04	Unleaded gasoline	Jun/77	212.2	200.1	201.6	
0401	Dealer tank-wagon to retail outlets	Jun/77	207.3	196.8	196.5	.883
01	New England	Jun/77	208.5	194.7	194.5	.881
02	Middle Atlantic	Jun/77	207.7	194.9	194.0	.873
03	South Atlantic	Jun/77	208.3	196.1	199.1	.893
04	East North Central	Jun/77	204.4	191.1	192.1	.891
05	West South Central	Jun/77	214.2	200.8	204.2	.905
06	East South Central	Jun/77	211.7	196.2	201.8	.911
07	West North Central	Jun/77	206.2	192.3	196.1	.908
08	Mountain	Jun/77	200.5	195.6	192.2	.865
09	Pacific	Jun/77	205.5	203.8	197.2	.860
0402	Sales to jobbers	Jun/77	217.7	203.6	207.1	.848
01	New England	Jun/77	220.4	206.1	208.1	.861
02	Middle Atlantic	Jun/77	220.2	208.4	208.5	.850
03	South Atlantic	Jun/77	219.1	203.0	210.3	.854
04	East North Central	Jun/77	219.2	204.1	207.0	.857
05	West South Central	Jun/77	217.8	202.1	206.2	.839
06	East South Central	Jun/77	218.0	201.0	207.3	.850
07	West North Central	Jun/77	218.4	203.2	208.3	.857
08	Mountain	Jun/77	215.7	206.0	206.1	.846
09	Pacific	Jun/77	202.5	201.4	194.3	.789
0403	Commercial consumers	Jun/77	214.2	201.8	204.4	.858
01	New England	Jun/77	221.9	207.8	206.6	.881
02	Middle Atlantic	Jun/77	218.7	208.9	208.6	.886
03	South Atlantic	Jun/77	213.9	199.5	205.1	.869
04	East North Central	Jun/77	223.9	208.1	212.2	.894
05	West South Central	Jun/77	208.6	194.4	200.3	.818
06	East South Central	Jun/77	211.7	193.2	196.8	.847
07	West North Central	Jun/77	209.1	2/ 193.6	2/ 201.9	.850
08	Mountain	Jun/77	203.0	196.0	193.3	.859
09	Pacific	Jun/77	212.2	209.8	203.4	.850

See footnotes at end of table.

Table 7. Producer prices and price indexes for refined petroleum products by region—Continued

(Price per gallon; July 1975 = 100 unless otherwise indicated)

Commodity code	Commodity and region	Other index base	Index			Price
			Nov. 1983 ^{1/}	Feb. 1984 ^{1/}	Mar. 1984 ^{1/}	Mar. 1984
0572	Light distillates	1967	885.5	884.9	902.3	
0201 .07	Kerosene to resellers	Feb/73	713.1	732.1	774.0	.983
01	New England		294.0	313.9	335.0	1.049
02	Middle Atlantic	2/	300.2	318.8	339.4	1.039
03	South Atlantic		300.8	306.0	327.8	.978
04	East North Central		314.0	315.4	327.4	.957
05	West South Central		311.2	307.6	331.8	.958
06	East South Central		307.1	320.4	348.1	.978
07	West North Central		321.0	314.6	324.0	.936
08	Mountain		323.4	315.0	318.6	.947
09.01	Pacific	2/	288.4	279.0	256.0	.803
0301 .07	Commercial jet fuel, kerosene base	Feb/73	741.4	735.6	742.6	.871
01	New England		319.3	313.1	318.0	.916
02	Middle Atlantic		312.1	312.6	317.6	.866
03	South Atlantic		322.9	320.9	323.9	.862
04	East North Central		296.1	294.4	297.5	.883
05	West South Central		327.3	328.8	333.7	.844
06	East South Central		301.9	298.3	301.7	.880
07	West North Central		312.6	310.5	316.9	.889
08	Mountain		305.2	302.9	305.2	.885
09	Pacific		316.1	312.9	313.0	.870
0573	Middle distillates	1967	901.8	923.6	951.3	
0201 .07	Fuel oil no. 2 to resellers	Feb/73	738.9	767.5	788.2	.908
01	New England		291.5	313.8	322.0	.933
02	Middle Atlantic		295.4	316.6	322.5	.934
03	South Atlantic		295.1	302.6	321.1	.923
04	East North Central		309.0	310.0	317.1	.883
05	West South Central		298.9	297.3	309.5	.855
06	East South Central		302.1	303.1	317.3	.895
07	West North Central		313.1	307.3	314.2	.871
08	Mountain		296.4	296.1	298.1	.842
09.01	Pacific		296.3	280.7	285.6	.805
0301 .08	Diesel to commercial consumers	Feb/73	708.3	709.5	734.1	.877
01.01	New England		291.6	305.2	322.9	.973
02.01	Middle Atlantic		282.3	299.2	318.4	.974
03.01	South Atlantic		289.9	299.3	314.7	.924
04.01	East North Central		290.5	291.2	299.9	.891
05.01	West South Central		268.8	268.9	279.2	.862
06.01	East South Central		286.0	288.3	297.9	.881
07.01	West North Central		298.0	288.6	299.4	.871
08.01	Mountain		293.4	290.6	291.9	.833
09.01	Pacific		264.3	257.2	260.7	.801
0574	Residual fuels	1967	1125.5	1093.1	1116.1	
0401	Containing 0.3% or less sulfur	Dec/80	(3)	(3)	(3)	(3)
0501	Containing 0.31 to 1.0% sulfur	Dec/80	94.3	88.7	93.5	.737
0601	Containing more than 1% sulfur	Dec/80	104.5	103.1	103.1	.613

¹ Data for November 1983 have been revised to reflect the availability of late reports and corrections by respondents. All data are subject to revision 4 months after original publication. All prices are lagged 1 month. Data are not seasonally adjusted.

² Caution should be used in interpreting month-to-month changes because of low response rates, which ranged from 30 to 60 percent for these indexes.

³ Not available.

Table 8. Producer price indexes for special commodity groupings¹

(1967 = 100 unless otherwise indicated)

Commodity grouping	1983			1984	
	Annual average	March	November ²	February ²	March ²
All commodities except farm products	306.7	304.5	309.1	311.8	313.7
All foods	257.5	255.8	258.0	270.3	273.5
Processed foods	258.8	258.9	258.0	267.1	271.9
Industrial commodities less fuels and related products and power	279.2	276.9	282.2	285.2	286.6
Selected textile mill products (Dec. 1975 = 100)	138.1	137.2	139.8	141.1	141.5
Hosiery	144.7	144.5	145.6	147.2	147.4
Underwear and nightwear	223.7	223.8	224.6	228.8	229.5
Chemicals and allied products, including synthetic rubber and synthetic fibers	283.5	280.7	286.3	286.4	289.9
Pharmaceutical preparations	224.8	220.3	231.3	235.8	238.7
Lumber and plywood ³	321.6	317.2	314.7	331.7	334.0
Steel mill products, including fabricated wire products	351.0	348.4	357.4	361.0	361.2
Finished steel mill products, excluding fabricated wire products	351.4	348.3	358.6	363.1	363.2
Finished steel mill products, including fabricated wire products	349.7	347.0	356.4	360.4	360.6
Special metals and metal products	292.5	290.3	296.3	298.8	300.1
Fabricated metal products	294.2	292.3	297.9	299.7	300.9
Copper and copper products	196.6	198.9	182.6	185.2	194.0
Machinery and motive products	279.8	278.1	282.4	284.6	285.1
Machinery and equipment, except electrical	313.6	312.2	314.6	316.8	317.5
Agricultural machinery, including tractors	341.5	337.8	344.0	347.1	349.2
Metalworking machinery	357.1	355.6	358.2	362.6	362.0
Total tractors	369.9	365.7	373.1	374.5	376.1
Construction materials	297.7	295.0	300.4	304.8	306.4
Agricultural machinery and equipment, less parts	330.0	326.8	332.2	335.2	337.2
Farm and garden tractors, less parts	347.5	342.2	350.9	352.9	355.2
Agricultural machinery excluding tractors, less parts	336.9	334.5	338.7	342.7	344.6

¹ These indexes are calculated by combining the indexes listed below by commodity code after each special commodity grouping. The weights are those used for the comprehensive All Commodities index.

² Data for November 1983 have been revised to reflect the availability of late reports and corrections by respondents. All data are subject to revision 4 months after original publication.

All commodities except farm products: 02 through 15

All foods: 011, 017, and 02 less 0261, 0262, and 029

Processed foods: 02 less 0261, 0262, and 029

Industrial commodities less fuels and related products and power: 03, 04, and 06 through 15

Selected textile mill products: 0327, 03370105, 03370107, 03370109, 03370111, 034, 03810172, 03810173, 03810239, 03810272, 03810274, 03810364, 038201, 03820303, 03830322, and 1231

Hosiery: 03810172, 03810173, 03810272, and 03810364

Underwear and nightwear: 03810174, 03810175, 03810176, 03810177, 03810178, 03810274, 03810275, 03810276, 03810277, 03810368, and 03810369

Chemicals and allied products, including synthetic rubber and synthetic fibers: 031, 06 less 064, and 071102

Pharmaceutical preparations: 0634, 0635, and 0636

Lumber and plywood³: 081 and 083

Steel mill products, including fabricated wire products: 1017 and 1088

Finished steel mill products, excluding fabricated wire products: 1017 less 101701 and 101702

Finished steel mill products, including fabricated wire products: 1017 and 1088 less 101701 and 101702

Special metals and metal products: 10, 111, and 141

Fabricated metal products: 103, 104, 105, 106, 107, and 108

Copper and copper products: 10220123, 10220124, 10220125, 10220161, 10220162, 102301, 10240301, 10240302, 10240304, 10240305, 102502, 10260315, 10260316, 10260317, 10260319, 10260325, 10280301, 10280302, and 10280303

Machinery and motive products: 11 and 14

Machinery and equipment, except electrical: 111, 112, 113, 114, 116, 118, and 119

Agricultural machinery, including tractors: 1111 and 1112 less 11115211 and 111251

Metalworking machinery: 113A, 1132, 113304, 1137, and 1138

Total tractors: 1111 and 1128 less 11115211, 112802, and 112803

Agricultural machinery and equipment, less parts (old commodity code 111): 111 less 11115211 and 111251

Farm and garden tractors, less parts (old commodity code 1111): 1111 less 11115211

Agricultural machinery excluding tractors, less parts (old commodity code 1112): 1112 less 111251

Construction materials: 0621, 0721, 0811, 082, 083, 082, 101502, 10170399, 10170499, 10170611, 10170627, 10250101, 10250103, 10250104, 10250121, 10250123, 10250155, 10250254, 10251993, 10260307, 104101, 105, 106, 1071, 10730101, 10730106, 10730109, 10730115, 10730145, 10730146, 10730164, 10730165, 107402, 107403, 107404, 10740501, 10740781, 10740782, 10740791, 10810246, 10830301, 10830321, 10830323, 10830325, 10830329, 10830351, 10830361, 10880211, 10880213, 10880721, 10880961, 10890533, 1142, 1147, 11490205, 11710109, 11710111, 11710112, 11710113, 11710115, 11710116, 11710117, 11710118, 11710119, 11710121, 11710265, 11710266, 11710267, 11710272, 11710273, 11710274, 11710282, 123101, 1232, 131105, 132, 133, 134, 136, 137, 1391, 1392, and 1393

³ Formerly entitled: Lumber and wood products, excluding millwork

Table 9. Producer price indexes for the output of selected SIC industries

(1967 = 100 unless otherwise indicated)

Industry	1972 SIC code	Other index base	Index				
			1983			1984	
			Annual average	Mar.	Nov. ¹	Feb. ¹	Mar. ¹
Mining Industries							
Iron ore	1011	12/75	177.1	177.1	177.1	177.1	177.1
Mercury ores	1092	12/75	269.7	285.4	287.5	245.4	250.0
Crude petroleum and natural gas	1311		921.7	934.4	909.4	913.8	903.5
Kaolin and ball clay	1455	06/76	164.3	158.4	172.9	172.9	174.1
Manufacturing Industries							
Creamery butter	2021		275.8	275.6	278.1	267.6	268.4
Rice milling	2044		193.4	183.0	199.6	198.1	198.1
Chewing gum	2067		326.8	326.1	327.5	328.1	328.3
Cottonseed oil mills	2074		204.5	167.1	233.1	201.2	212.2
Malt	2083		234.1	232.6	241.6	241.6	241.6
Canned and cured fish and seafoods	2091	12/73	174.0	177.9	169.2	168.8	168.5
Macaroni, spaghetti, vermicelli, and noodles	2098		256.8	255.5	261.9	261.9	261.9
Women's hosiery, except socks	2251	12/75	122.5	122.7	122.9	123.2	123.2
Finishers of broadwoven fabrics of cotton	2261	06/78	135.3	136.1	138.4	141.2	145.2
Finishers of broadwoven fabrics of man-made fiber and silk	2262	06/76	126.6	126.2	127.4	129.7	129.9
Thread mills	2284	06/76	164.9	165.6	166.1	166.2	166.2
Cordage and twine	2298	12/77	139.3	142.8	138.9	139.3	139.3
Children's dresses and blouses	2361	12/77	116.6	115.5	117.0	117.8	117.8
Dress and work gloves, except knit and all-leather	2381		293.3	288.8	296.3	299.1	302.3
Canvas and related products	2394	12/77	147.2	146.2	147.8	151.2	151.2
Wood pallets and skids	2448	12/75	149.2	145.7	151.9	155.9	157.8
Wood office furniture	2521		281.6	279.6	283.6	290.3	290.3
Sanitary food containers	2654		266.6	265.1	269.0	274.9	280.0
Fiber cans, drums, and similar products	2655	12/75	186.5	183.8	189.5	189.7	191.4
Petroleum refining	2911	06/76	254.1	250.4	253.5	246.9	250.1
Asphalt felts and coatings	2952	12/75	166.5	163.2	168.6	169.9	166.9
Brick and structural clay tile	3251		332.6	328.3	339.7	341.0	342.2
Ceramic wall and floor tile	3253	12/75	145.1	140.7	149.6	146.8	146.8
Clay refractories	3255		356.1	351.2	366.6	369.7	371.4
Structural clay products, n.e.c.	3259		230.4	215.7	235.0	232.6	232.9
Vitreous plumbing fixtures	3261		278.1	275.1	284.5	287.0	290.1
Fine earthenware (whiteware) table and kitchen articles	3263		365.8	365.7	368.5	381.4	373.3
Pottery products, n.e.c.	3269	12/75	186.2	186.6	189.9	189.3	189.1
Lime	3274	12/75	185.8	185.1	182.4	184.6	184.2
Nonclay refractories	3297	12/74	205.3	203.6	212.8	215.4	220.6
Small arms ammunition	3482	12/75	182.5	181.6	181.6	196.6	196.6
Welding apparatus, electric	3623	12/72	241.9	243.4	243.9	241.7	242.2
Lighting equipment, n.e.c.	3648	12/75	172.8	171.6	173.9	173.5	184.8
Electron tubes, receiving type	3671		435.4	431.9	432.9	490.7	490.9
Jewelry, precious metal	3911	12/78	183.6	186.5	177.4	176.3	178.8
Jewelers' findings and material and lapidary work	3915	12/78	129.5	122.5	132.9	131.7	133.9
Musical instruments	3931	12/78	131.4	132.2	131.3	133.5	133.5
Dolls	3942	12/75	137.4	136.8	137.7	137.4	137.4
Games, toys, and children's vehicles, except dolls and bicycle	3944		237.3	241.8	236.2	236.5	235.9
Carbon paper and inked ribbons	3955	12/75	139.2	139.2	139.3	149.0	149.1
Costume jewelry and costume novelties	3961	12/78	133.6	137.5	132.3	132.9	135.5
Burial caskets	3995	06/76	153.5	152.1	156.0	157.2	157.3
Hard surface floor coverings	3996	12/75	161.3	159.2	163.5	165.2	165.2

¹ Data for November 1983 have been revised to reflect the availability of late reports and corrections by respondents. All data are subject to revision 4 months after original publication. Data are not seasonally adjusted.

² Not available.
n.e.c. = Not elsewhere classified.

Table 10. Producer price indexes for the output of selected census product classes

(1967=100 unless otherwise indicated)

Product class	1972 Census code	Other index base	Index					
			1983			1984		
			Annual average	Mar.	Nov. ¹	Feb. ¹	Mar. ¹	
METAL MINING	10							
Treated iron ores, including washed material	10112	12/75	177.2	177.2	177.2	177.2	177.2	177.2
Mercury metal	10923	12/75	269.7	285.4	287.5	245.4	250.0	
OIL AND GAS EXTRACTION	13							
Crude petroleum, including lease condensate	13111	12/75	259.6	258.2	257.3	257.5	257.5	
Natural gas production and disposition	13115	12/75	618.5	640.1	607.0	612.8	598.2	
Natural gas liquids and residue gas, n.e.c.	13210	12/75	559.4	578.9	549.0	554.3	541.1	
Residue gas shipped	13213	06/77	361.0	373.6	354.2	357.6	349.1	
MINING AND QUARRYING OF NONMETALLIC MINERALS, EXCEPT FUELS	14							
Crude kaolin and ball clay	14551	06/76	(?)	158.4	172.9	(?)	(?)	
Prepared kaolin and ball clay	14552	06/76	(?)	158.4	172.9	(?)	(?)	
FOOD AND KINDRED PRODUCTS	20							
Creamery butter	20210		226.5	226.4	228.5	219.2	220.2	
Milled rice and byproducts	20440		193.4	183.0	199.7	198.2	198.2	
Chewing gum and chewing gum base	20670		344.6	344.6	344.6	344.6	344.6	
Cottonseed oil, crude	20741		139.9	101.1	165.6	157.2	168.4	
Cottonseed cake and meal and other byproducts	20744		259.9	211.6	292.7	226.4	240.8	
Linseed oil	20761	12/75	88.7	80.8	108.8	100.9	102.0	
Vegetable oils (other than cottonseed, soybean, and linseed)	20762		206.4	170.9	256.2	247.4	249.8	
Malt and malt byproducts	20830		234.4	232.6	241.6	241.6	241.6	
Flavoring sirups for use by soft drink bottlers	20873	12/68	207.2	203.6	212.9	212.9	212.9	
Canned and cured seafood, including soup (except frozen)	20910		333.9	343.0	322.0	321.3	320.0	
Macaroni, spaghetti, and noodles	20980		256.7	255.4	261.9	261.9	261.9	
Tea in consumer packages	20995	12/75	162.5	161.6	164.6	174.0	174.0	
TEXTILE MILL PRODUCTS	22							
Finished wool apparel fabrics	22313	12/75	157.2	155.8	159.4	162.9	163.2	
Women's finished seamless hosiery, full length & knee length	22513		110.0	110.3	110.3	110.4	110.4	
Men's finished seamless hosiery	22522	12/75	155.0	153.6	157.1	161.4	161.4	
Knit outerwear sport shirts	22532		230.8	219.2	246.4	247.3	247.3	
Finished cotton broadwoven fab. (not fin. in weaving mills)	22617		286.4	288.7	293.7	300.1	309.6	
Finished manmade fiber & silk fab. (not fin. in weaving mills)	22628	12/72	155.1	154.1	155.8	159.2	158.4	
Carded cotton yarns	22811	12/71	221.5	217.6	227.3	230.1	230.4	
Finished thread for industrial or manufacturers' use	22842		293.2	295.0	295.6	295.6	295.6	
Hard fiber cordage and twine	22981		(?)	324.2	314.8	314.8	314.8	
Soft fiber cordage and twine (except cotton)	22982	12/75	(?)	156.3	151.7	151.8	151.8	
Cotton cordage and twine	22983	12/77	(?)	143.8	139.6	139.6	139.6	
APPAREL AND OTHER TEXTILE PRODUCTS	23							
Work gloves & mittens, made from woven knit fabrics	23812		316.3	311.0	319.8	324.0	327.9	
Canvas products	23940	12/77	147.2	146.1	147.8	151.3	151.3	
LUMBER AND WOOD PRODUCTS, EXCEPT FURNITURE	24							
Hardwood dimension stock, furniture parts, & vehicle stock	24262		259.6	252.9	268.5	278.0	278.9	
Wood kitchen cabinets, stock line	24341	12/71	190.8	190.3	204.8	204.8	204.8	
Hardwood plywood	24351	12/71	180.4	172.7	186.5	183.2	184.9	
Pallets and skids	24480		184.3	180.1	187.8	192.6	195.0	
Wirebound boxes made from lumber, veneer and plywood	24491	12/67	288.2	288.4	288.4	289.6	290.8	
Components for stationary buildings	24521	12/75	180.4	176.0	187.1	187.5	187.5	
Fabricated hardboard products	24996	12/75	197.4	191.8	200.8	197.5	198.0	
FURNITURE AND FIXTURES	25							
Metal porch, lawn, and outdoor furniture	25143		295.6	296.7	294.2	292.4	292.4	
Wood office furniture	25210		282.7	280.7	284.6	291.4	291.4	
PAPER AND ALLIED PRODUCTS	26							
Milk and other beverage cartons	26541		292.6	289.3	296.4	302.5	320.6	
Cups and liquid-tight containers	26542		234.3	234.3	234.3	247.0	247.0	
Other sanitary food containers, boards, and trays	26543		273.8	272.9	276.4	276.4	277.2	
Paperboard fiber drums with metal, wood, or paperboard ends	26551		330.9	329.6	331.8	331.8	331.8	
Fiber cans, tubes, and similar fiber products	26552	12/75	188.6	185.3	192.4	192.4	194.7	
Insulating board	26611		262.8	265.5	270.1	263.1	266.9	

See footnotes at end of table.

Table 10. Producer price indexes for the output of selected census product classes—Continued

(1967 = 100 unless otherwise indicated)

Product class	1972 Census code	Other index base	Index					
			1983			1984		
			Annual average	Mar.	Nov. ¹	Feb. ¹	Mar. ¹	
CHEMICALS AND ALLIED PRODUCTS	28							
Rayon yarn, viscose and cuprammonium processes	28232		272.2	272.1	273.8	274.9	275.6	
Gelatin, except ready-to-eat desserts	28994	12/75	94.2	93.0	95.8	95.8	95.8	
PETROLEUM REFINING AND RELATED INDUSTRIES	29							
Gasoline	29111		602.2	580.8	597.5	562.8	567.4	
Jet fuel	29112		919.8	964.8	892.3	885.3	893.8	
Kerosene	29113	12/75	277.4	274.3	279.4	286.6	303.3	
Distillate fuel oil	29114		882.7	867.5	894.9	916.5	944.0	
Residual fuel oil	29115		1096.3	1141.1	1125.4	1093.0	1116.0	
Liquefied refinery gases (feed stock and other uses)	29116	12/75	270.8	267.0	267.2	254.5	247.0	
Unfinished oils and lubricating oil base stock	29118		787.7	798.8	782.7	798.0	798.0	
Asphalt	29119		793.2	784.3	804.2	804.5	812.0	
Roofing asphalts and pitches, coatings, and cements	29522	12/75	216.1	209.4	220.9	220.5	220.5	
Asphalt and tar roofing and siding products	29523	12/75	150.2	147.6	151.4	153.0	149.1	
STONE, CLAY, GLASS, AND CONCRETE PRODUCTS	32							
Brick, except ceramic glazed and refractory	32511		338.1	333.8	345.3	346.7	347.9	
Clay refractories	32550		359.9	354.5	370.1	373.4	374.2	
Vitrified clay sewer pipe and fittings	32591		233.2	218.9	(?)	236.2	236.2	
Vitreous & semivitreous plumbing fixtures, accessories	32610		279.0	275.9	285.6	288.0	291.1	
Pottery products, n.e.c., including china decorating	32690	12/75	186.2	186.6	189.9	189.2	189.0	
Lime (including cost of shipping containers)	32740		363.3	362.2	355.5	359.5	358.2	
Nonclay refractories, except dead-burned magnesia	32970	12/74	204.6	203.0	212.8	215.5	221.1	
PRIMARY METAL INDUSTRIES	33							
Refined primary lead	33323		165.4	159.8	191.0	191.0	194.7	
Precious metals (primary smelting)	33395		893.6	891.4	755.2	741.3	797.4	
Nickel and nickel-base alloy mill shapes (including monel)	33561	12/75	158.0	156.7	154.4	154.4	154.4	
FABRICATED METAL PRODUCTS	34							
Builders' hardware	34294		283.6	277.5	288.8	294.5	294.4	
Fabricated concrete reinforcing bar and bar joists	34494	12/75	121.7	122.1	(?)	125.6	126.7	
Job stampings, except automotive	34692	12/75	186.6	181.2	191.0	192.5	192.5	
Small arms ammunition, 30 mm and under (1.18 inches & under)	34820	12/75	182.5	181.6	181.6	196.6	196.6	
Collapsible tubes	34992		290.2	268.5	308.2	308.2	308.2	
Flat metal strapping	34993	12/75	166.9	159.6	170.5	170.5	170.5	
MACHINERY, EXCEPT ELECTRICAL	35							
Overhead traveling cranes and monorail systems	35362	12/74	203.2	203.0	204.4	204.6	204.6	
Air and gas compressors and vacuum pumps	35631	12/70	280.4	280.3	261.6	258.3	259.0	
Plain bearings and bushings, unmounted	35681	12/74	145.2	144.7	144.3	144.3	145.4	
Packing and packaging machinery, n.e.c.	35691	12/78	170.0	166.6	174.6	174.6	174.8	
Electronic calculating machines	35742	12/75	62.4	62.3	62.3	62.3	62.3	
Accounting machines and cash registers	35743	12/75	(?)	(?)	94.9	96.4	96.4	
Duplicating machines	35793	12/75	181.5	180.5	182.0	183.7	183.7	
Typewriters	35797		142.9	143.5	142.9	139.4	139.6	
Pneumatic and hydraulic cylinders	35992	12/75	194.6	190.2	197.7	202.2	203.3	
ELECTRICAL AND ELECTRONIC MACHINERY, EQUIPMENT, AND SUPPLIES	36							
Switchgear, except ducts and relays	36131		237.7	236.1	237.9	234.1	233.1	
Power circuit breakers all voltages	36132		217.0	216.3	216.2	219.3	217.1	
Low voltage panelboards and distribution boards	36133		331.3	333.6	332.5	353.8	357.9	
Fuses and fuse equipment, under 2300 volts	36134		391.4	380.4	406.8	406.8	406.8	
Duct, including plug-in units & accessories, 750 volts & under	36136	12/75	(?)	212.8	207.6	197.5	197.5	
Arc welding machines, components, except electrodes	36231	12/72	207.8	208.8	209.4	211.4	211.7	
Arc welding electrodes, metal	36232	12/72	253.8	255.2	250.8	252.9	252.9	
Resistance welders, accessories, and electrodes	36233	12/72	231.6	239.4	241.1	219.6	219.8	
Electrodes	36241	12/75	192.0	192.0	192.0	192.0	192.0	
Outdoor lighting equipment	36485	12/67	282.9	281.6	283.7	282.5	309.5	
Intercommunication equipment and electric alarm systems	36623	06/78	118.6	118.6	118.4	118.6	118.6	
Receiving type electron tubes, except cathode ray	36710		479.6	475.8	475.8	545.6	545.6	
Transmittal, industrial, & special purpose electron tubes	36730		302.8	300.6	308.1	315.9	320.2	
MISCELLANEOUS MANUFACTURING INDUSTRIES	39							
Jewelry made of platinum metals and karat gold	39111	12/75	372.8	379.0	358.6	355.4	361.0	

See footnotes at end of table.

Table 10. Producer price indexes for the output of selected census product classes—Continued

(1967 = 100 unless otherwise indicated)

Product class	1972 Census code	Other index base	Index				
			1983			1984	
			Annual average	Mar.	Nov. ¹	Feb. ¹	Mar. ¹
MISCELLANEOUS MANUFACTURING INDUSTRIES—Continued							
Jewelry, made of precious metals	39112		319.7	319.9	317.0	321.8	321.8
Flatware	39142		472.9	484.1	454.8	433.9	433.9
Jewelers' findings and materials	39151	12/78	159.8	139.4	166.8	164.1	167.3
Lapidary work and diamond cutting	39152	12/78	91.3	97.6	91.7	92.1	93.2
Pianos	39311		264.8	259.3	271.1	270.1	270.1
Organs	39312		174.5	181.4	169.5	175.3	175.3
Other musical instruments and parts	39314		266.2	265.1	267.6	272.3	272.3
Dolls and stuffed toy animals	39420		183.6	182.7	184.0	183.6	183.6
Toys, excluding games	39442	12/75	156.7	161.3	155.3	154.9	155.1
Baby carriages and children's vehicles, except bicycles	39443		253.5	252.0	253.7	256.1	256.1
Fishing tackle and equipment	39491		186.3	185.2	189.4	185.9	185.9
Golf equipment	39492	12/75	117.1	116.6	118.2	118.4	118.4
Lead pencils and crayons	39521	12/75	163.0	160.2	165.2	167.2	167.2
Costume jewelry and costume novelties	39610		166.2	171.3	165.2	166.2	169.5
Other brushes	39913		225.6	222.9	222.4	234.5	234.5
Metal caskets and coffins, completely lined and trimmed	39951		209.9	207.7	212.2	214.1	214.1
Wood caskets and coffins, completely lined and trimmed	39952		248.8	247.8	256.8	257.7	258.7
Linoleum and asphalted-felt-base floor covering	39960		237.9	234.4	241.5	244.3	244.3
Chemical fire extinguishing equipment and parts	39991	12/75	153.8	161.4	145.7	147.0	147.0
Matches	39993		238.9	232.3	243.6	252.8	252.8
WHOLESALE TRADE, DURABLE GOODS							
Iron and steel scrap	50931	12/75	113.6	113.4	122.1	142.4	141.7

¹ Data for November 1983 have been revised to reflect the availability of late reports and corrections by respondents. All data are subject to revision 4 months after original publication. Data are not seasonally adjusted.

² Not available.
n.e.c. = Not elsewhere classified.

Table 11. Producer price indexes and percent changes for total railroad freight and selected STCC¹ groups

(1969 = 100 unless otherwise indicated)

Description	STCC Code ¹	Relative importance December 1982 ²	Index			Percent change to Mar. 1984 from —			
			Nov. 1983 ³	Feb. 1984 ³	Mar. 1984 ³	12 months ago	6 months ago	3 months ago	1 month ago
Total railroad freight⁴		100.000	357.0	370.7	371.0	4.4	4.3	3.9	0.1
Farm products	01	9.354	344.1	357.7	357.7	4.6	4.2	3.6	0
Grain ⁵	0113	6.775	160.7	167.2	167.2	4.5	4.4	4.2	0
Metallic ores	10	3.273	396.5	409.7	409.7	4.3	3.3	3.3	0
Iron ores ⁵	1011	2.327	156.2	160.9	160.9	4.2	2.9	3.0	0
Coal	11	11.947	390.7	404.8	404.8	3.7	3.8	3.3	0
Bituminous coal ⁶	1121	11.753	158.6	164.3	164.3	3.7	3.7	3.3	0
Nonmetallic minerals	14	4.107	404.0	420.4	420.4	4.3	4.2	4.1	0
Food products	20	11.506	357.2	371.9	371.9	4.3	4.3	4.1	0
Wood or lumber products	24	7.423	365.9	380.9	380.9	7.3	7.4	4.2	0
Lumber or dimension stock ⁵	2421	3.073	165.7	172.4	172.4	8.5	8.5	4.3	0
Pulp, paper, or allied products	26	6.252	331.6	345.1	345.1	4.3	4.3	4.1	0
Chemical or allied products	28	10.954	343.2	356.7	356.6	4.1	4.1	3.9	0
Potassium or sodium inorganic compounds ⁵	2812	2.528	153.0	159.2	159.2	4.3	4.3	4.1	0
Petroleum or coal products ⁵	29	3.815	155.7	162.1	162.1	4.3	4.3	4.1	0
Clay, concrete, glass, or stone products	32	4.372	383.8	399.7	399.7	4.3	4.3	4.1	0
Primary metal products	33	4.757	348.9	363.4	363.4	4.3	4.3	4.2	0
Primary iron or steel products ⁵	3312	2.707	141.6	147.5	147.5	4.3	4.3	4.2	0
Transportation equipment	37	8.746	329.7	343.1	343.1	4.3	4.3	4.1	0
Motor vehicles ⁵	3711	4.502	137.5	143.1	143.1	4.3	4.3	4.1	0
Motor vehicle parts or accessories ⁵	3714	3.798	141.3	147.1	147.1	4.3	4.3	4.1	0
Waste or scrap materials ⁵	40	2.268	159.9	166.5	166.5	4.5	4.3	4.3	0
Miscellaneous mixed shipments ⁵	46	3.119	146.0	147.4	149.9	2.6	2.7	2.7	1.7
Trailer or container on flat car shipments ⁵	(⁶)	3.920	146.1	146.3	149.2	3.0	2.4	2.1	2.0

¹ Standard Transportation Commodity Code.

² The figure shown for each item is its percent of total railroad freight.

³ Data for November 1983 have been revised to reflect the availability of late reports and corrections by respondents. All data are subject to revision 4 months after original publication. Data are not seasonally adjusted.

⁴ The price index for total railroad freight also includes STCC groups not shown separately.

⁵ Dec. 1978 = 100.

⁶ This index contains shipments from a number of STCC groups.

Table 12. Producer price indexes and percent changes for selected telephone services

(1972 = 100)

Description	Industry/product code	Index			Percent change from —			
		Nov. 1983 ¹	Feb. 1984 ¹	Mar. 1984 ¹	Mar. 1983 to Mar. 1984	Dec. 1983 to Jan. 1984	Jan. 1984 to Feb. 1984	Feb. 1984 to Mar. 1984
Local service	4811-1	164.8	166.9	166.8	2.1	1.3	0	-0.1
Residential ²	4811-111	170.6	173.3	172.8	1.9	1.6	0	-3
Business	4811-112	174.1	176.7	177.5	3.1	1.5	0	.5
Optional additional usage	4811-113	127.0	127.0	127.0	.9	0	0	0
Coin	4811-114	164.5	164.5	164.8	2.4	0	0	.2
Toll service	4811-2	149.8	150.7	150.7	1.1	.1	.7	0
Intrastate MTS	4811-211	153.2	155.9	155.9	2.8	.4	2.0	0
Interstate MTS	4811-212	153.4	153.4	153.4	0	0	0	0
International MTS	4811-213	92.7	92.5	92.5	.2	0	.2	0
WATS	4811-214	133.7	132.6	132.5	.5	0	-8	-1
Interstate WATS	4811-214-11	127.1	127.1	127.1	0	0	0	0
Intrastate WATS	4811-214-12	151.2	147.2	146.7	1.7	0	-2.6	-3
Private lines, interstate	4811-311	156.9	158.4	158.4	1.0	0	0	0
Directory advertising	4811-911	203.7	207.5	209.9	13.3	.9	.7	1.2

¹ Data for November 1983 have been revised to reflect the availability of late reports and corrections by respondents. All data are subject to revision 4 months after original publication. Data are not seasonally adjusted.

² Telephone services contained in the Consumer Price Index cover not only local residential service, but also parts of toll service, equipment leasing (such as extension phones), and non-recurring charges (such as installation).

Table 13. Producer price indexes and percent changes for postal services

(1977=100)

Description	Industry/ product code	Relative importance Dec. 1983 ¹	Index			Percent change from —			
			Nov. 1983 ²	Feb. 1984 ²	Mar. 1984 ²	Mar. 1983 to Mar. 1984	Dec. 1983 to Jan. 1984	Jan. 1984 to Feb. 1984	Feb. 1984 to Mar. 1984
United States Postal Service	4311	1.0000	143.6	143.6	143.6	0.2	0	0	0
First class mail³	4311-1	.6604	154.0	154.0	154.0	0	0	0	0
Letter mail	4311-111	.6068	154.9	154.9	154.9	0	0	0	0
Post cards	4311-112	.0149	145.4	145.4	145.4	0	0	0	0
Priority mail	4311-113	.0386	144.3	144.3	144.3	0	0	0	0
Second class mail	4311-2	.0514	144.6	144.6	144.6	0	0	0	0
In county mail	4311-211	.0038	123.7	123.7	123.7	0	0	0	0
Regular rate mail	4311-212	.0360	144.9	144.9	144.9	0	0	0	0
Nonprofit rate mail	4311-213	.0102	150.4	150.4	150.4	0	0	0	0
Classroom rate mail	4311-214	.0006	140.3	140.3	140.3	0	0	0	0
Transient rate mail	4311-215	.0008	227.9	227.9	227.9	0	0	0	0
Third class mail	4311-3	.1419	153.9	153.9	153.9	1.3	0	0	0
Single piece mail	4311-311	.0244	198.5	198.5	198.5	0	0	0	0
Regular bulk mail	4311-312	.0805	149.5	149.5	149.5	2.3	0	0	0
Nonprofit bulk mail	4311-313	.0361	147.5	147.5	147.5	.1	0	0	0
Fourth class mail³	4311-4	.0597	155.9	155.9	155.9	0	0	0	0
Parcel post	4311-411	.0347	155.2	155.2	155.2	0	0	0	0
Bound printed matter	4311-412	.0022	115.6	115.6	115.6	0	0	0	0
Special rate mail	4311-413	.0175	162.5	162.5	162.5	0	0	0	0
Library rate mail	4311-414	.0053	162.2	162.2	162.2	0	0	0	0
International mail	4311-5	.0371	157.9	157.9	157.9	0	0	0	0
International air mail	4311-511	.0189	131.0	131.0	131.0	0	0	0	0
International surface mail	4311-512	.0112	188.8	188.8	188.8	0	0	0	0
Terminal dues and transit fees	4311-513	.0070	223.7	223.7	223.7	0	0	0	0
Special services and fees	4311-6	.0457	150.9	150.9	150.9	0	0	0	0
Special services	4311-611	.0382	155.3	155.3	155.3	0	0	0	0
Domestic mail fees	4311-612	.0070	128.9	128.9	128.9	0	0	0	0
Other services and fees	4311-613	.0004	227.4	227.4	227.4	0	0	0	0
Express mail	4311-912	.0034	129.1	129.1	129.1	0	0	0	0
Mailgram service	4311-913	.0005	100.0	100.0	100.0	0	0	0	0

¹ The figure shown for each item is its value weight expressed as a proportion of the total value weight for the U.S. Postal Service Index.

² Data for November 1983 have been revised to reflect the availability of late reports and corrections by respondents. All data are subject to revision 4 months after

original publication. Data are not seasonally adjusted.

³ Postal service prices contained in the Consumer Price Index are from first class and fourth class mail.

Technical Notes

Brief Explanation of Producer Price Indexes

Producer price indexes measure average changes in prices received in primary markets of the United States by producers of commodities in all stages of processing. These data were previously presented as the Wholesale Price Index. The name "Producer Price Indexes" is now being used to reflect more accurately the coverage of the data. The sample used for calculating these indexes continues to contain nearly 2,800 commodities and about 10,000 quotations selected to represent the movement of prices of all commodities produced in the manufacturing, agriculture, forestry, fishing, mining, gas and electricity, and public utilities sectors. The universe includes all commodities produced or imported for sale in commercial transactions in primary markets in the United States.

Producer price indexes can be organized by stage of processing or by commodity. The stage-of-processing structure organizes products by degree of fabrication (i.e., finished goods, intermediate or semifinished goods, and crude materials). The commodity structure organizes products by similarity of end-use or material composition.

Finished goods are commodities that will not undergo further processing and are ready for sale to the ultimate user, either an individual consumer or a business firm. Capital equipment (formerly called producer finished goods) includes commodities such as motor trucks, farm equipment, and machine tools. Finished consumer goods include foods and other types of goods eventually purchased by retailers and used by consumers. Consumer foods include unprocessed foods such as eggs and fresh vegetables, as well as processed foods such as bakery products and meats. Other finished consumer goods include durables such as automobiles, household furniture, and jewelry, and nondurables such as apparel and gasoline.

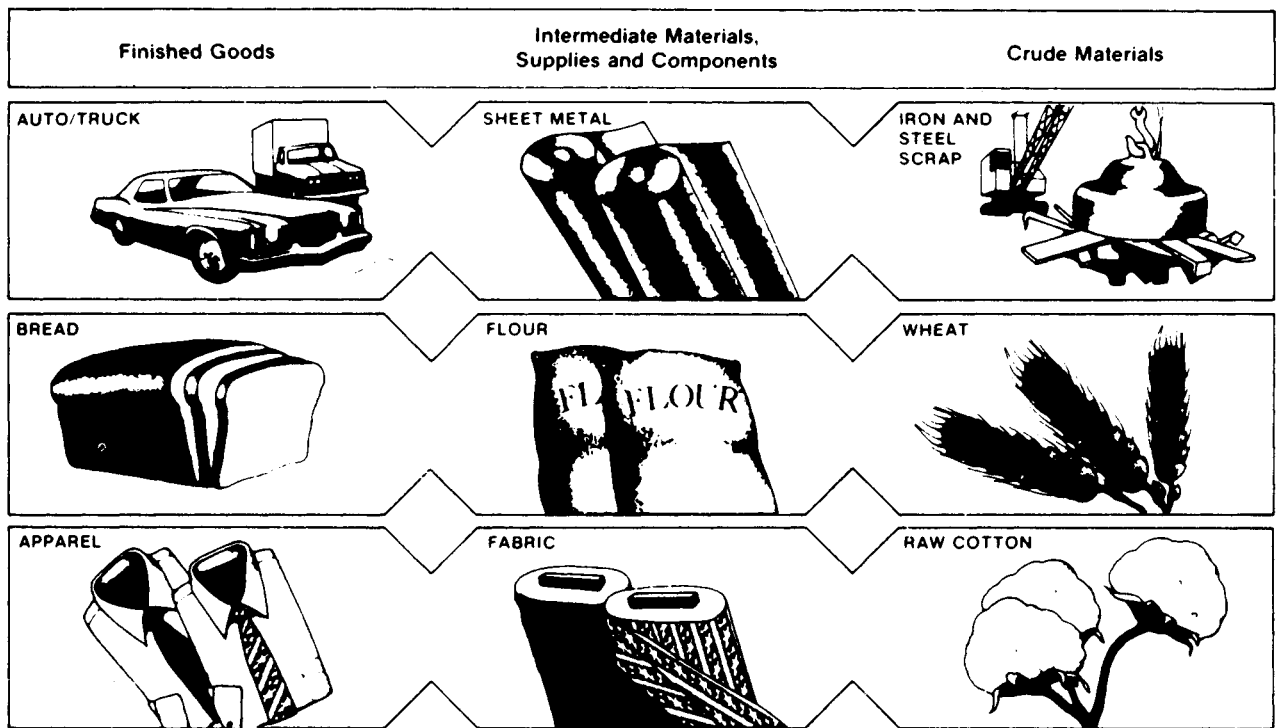
Intermediate materials, supplies, and components are commodities that have been processed but require further processing before they become finished goods. Examples of such semifinished goods include flour, cotton yarns, steel mill products, belts and belting, lumber, liquefied petroleum gas, paper boxes, and motor vehicle parts.

Crude materials for further processing include products entering the market for the first time which have not been manufactured or fabricated but will be processed before becoming finished goods. Scrap materials are also included. Crude foodstuffs and feedstuffs include items such as grains and livestock. Examples of crude nonfood materials include raw cotton, crude petroleum, natural gas, hides and skins, and iron and steel scrap.

For analysis of general price trends, stage-of-processing indexes are more useful than commodity grouping indexes. This is because commodity grouping indexes sometimes produce exaggerated or misleading signals of price change by reflecting the same price movement through various stages of processing. For example, suppose that a price rise for steel scrap results in an increase in the price of steel sheet and then an advance in prices of automobiles produced from that steel. The All Commodities Price Index and the Industrial Commodities Price Index would reflect the same price movement three times—once for the steel scrap, once for the steel sheet, and once for the automobiles. This multiple counting occurs because the weighting structure for the All Commodities Index uses the total shipment values for all commodities at all stages of processing. On the other hand, the Finished Goods Price Index would reflect the change in automobile prices, the Intermediate Materials Price Index would reflect the steel sheet price change, and the Crude Materials Price Index would reflect the rise in the price of steel scrap. (See illustration.)

To the extent possible, prices used in calculating producer price indexes apply to the first significant commercial transaction in the United States, from the production or central marketing point. Price data are generally collected monthly, primarily by mail questionnaire. Respondents are asked to provide net prices or to provide all applicable discounts. BLS attempts to base producer price indexes on actual transaction prices; however, list or book prices are used if transaction prices are not available. Most prices are obtained directly from producing companies on a voluntary and confidential basis, but some prices are taken from trade publications or from other Government agencies. Prices generally are reported for the Tuesday of the week containing the 13th day of the month.

In calculating producer price indexes, price changes for the various commodities are averaged together with



weights representing their importance in the total net selling value of all commodities as of 1972. The detailed data are aggregated to obtain indexes for stage-of-processing groupings, commodity groupings, durability of product groupings, and a number of special composite groupings. Each index measures price changes from a reference period which equals 100.0 (usually 1967, as designated by the Office of Management and Budget). An increase of 125 percent from the reference period in the Finished Goods Price Index, for example, is shown as 225.0. This change can also be expressed in dollars, as follows: "The price of a representative sample of finished goods sold in primary markets in the United States has risen from \$100 in 1967 to \$225."

<i>Index Point Change</i>	
Finished Goods Price Index	185.5
less previous index	<u>184.5</u>
equals index point change	1.0
<i>Index Percent Change</i>	
Index point change	<u>1.0</u>
divided by the previous index	184.5
equals	0.005
result multiplied by 100	0.005 x 100
equals index percent change	0.5

These data indicate what the percent change would be if the current rate were maintained for a 12-month period.

Calculating Index Changes

Movements of price indexes from one month to another are usually expressed as percent changes rather than changes in index points because index point changes are affected by the level of the index in relation to its base period, while percent changes are not. The box shows the computation of index point and percent changes.

Percent changes for 3-month and 6-month periods are expressed as annual rates that are computed according to the standard formula for compound growth rates.

Seasonally Adjusted and Unadjusted Data

Because price data are used for different purposes by different groups, the Bureau of Labor Statistics publishes seasonally adjusted as well as unadjusted changes each month.

For analyzing general price trends in the economy, seasonally adjusted data usually are preferred because they eliminate the effect of changes that normally occur at about the same time and in about the same magnitude

every year—such as price movements resulting from normal weather patterns, regular production and marketing cycles, model changeovers, seasonal discounts, and holidays. For this reason, seasonally adjusted data more clearly reveal the underlying cyclical trends. Seasonally adjusted data are subject to revision when seasonal factors are revised each year.

The unadjusted data are of primary interest to users who need information which can be related to the actual dollar values of transactions. Individuals requiring this information include marketing specialists, purchasing agents, budget and cost analysts, contract specialists, and commodity traders. Unadjusted data generally are used in escalating contracts such as purchase agreements or real estate leases.

Data from the Producer Price Index Revision

Each month this report presents data from the Producer Price Index (PPI) revision in table 4, "Producer price indexes for the net output of selected industries and their products." Indexes for the four industries in the pilot program to test the methodology and concepts of the PPI revision formerly appeared in table 14. Table 4 includes data for additional Standard Industrial Classification (SIC) industries (4-digit level) and Census products (7-digit level); indexes for Census product classes (5- and 6-digit levels) and more detailed sub-products (9-digit level); and, for some industries, indexes for other sources of revenue. Thus, table 4 shows all official indexes arising from the ongoing PPI revision. By 1985, table 4 will cover all 493 SIC mining and manufacturing industries.

Kinds of product indexes

Industries listed in table 4 may be represented by one to three kinds of product indexes. Every industry has *primary product indexes* to show changes in prices received by establishments classified in the industry for products made primarily, but not exclusively, within that industry. To be classified in an industry, an establishment must have a plurality of its total shipment value accounted for by primary products. In addition, some industries also may have *secondary product indexes* to show changes in prices received by establishments classified in the industry for products primary to some other industry. Finally, some industries have *miscellaneous receipts indexes* to show price

changes in other sources of revenue received by establishments within the industry which are not derived from the sale of their products. Because of the distinction between primary and secondary products, an index for a product made in one industry may differ from the index for the same product made in another industry.

Corresponding indexes

Some 7-digit Census products published in table 4 correspond to 8-digit commodities published in table 6. In these cases, movements in the commodity indexes are calculated on the basis of the movements of their counterparts in table 4. Although most such indexes continue to be published in table 6 on their original base period of 1967 = 100 or some later base, the corresponding indexes in table 4 are published on a base of the month of their introduction. Therefore, index levels for corresponding items may differ, but monthly percent changes will be identical.

A point code of ".99" immediately after an 8-digit commodity code in table 6 identifies a commodity index that is calculated from a product index in table 4. The aggregation of commodity price indexes into commodity grouping indexes in table 6 continues to follow the traditional methodology; similarly, stage-of-processing price indexes in table 1 also are calculated from the commodity grouping indexes as in the past.

How new indexes differ from traditional commodity indexes

New indexes differ from traditional commodity indexes in a number of respects:

(1) New indexes are *industry-based*. The entire output of each industry is sampled, including primary and secondary production and miscellaneous receipts. Traditional commodity indexes are based on a selection of the most important commodities, and most Industry-Sector Price Indexes continue to be calculated from these traditional commodity indexes. In addition, traditional ISPI's do not cover miscellaneous receipts, and prices of products are included without systematic regard for the industry classification of the producer. New indexes, on the other hand, are based on prices of primary and secondary products made by producers classified in the specified industry; as a result, new indexes apply to production within the specified industry. As data from more mining and manufacturing industries become available, additional indexes will be

constructed to cover each product regardless of the industry of origin.

(2) New indexes are easier to use with other industry-oriented economic data because they are *classified according to the SIC* and incorporate most features of the Census of Manufactures product code extensions of the SIC.

(3) New indexes use *net output values of shipments as weights*. Net output values refer to the value of shipments leaving the industry and exclude intra-industry shipments. In contrast, weights in traditional commodity price indexes and ISPI's include shipments within an industry. The resulting multiple-counting of price changes at successive stages of processing is one major defect of the traditional commodity grouping indexes. Stage-of-processing indexes partially correct this defect, but new indexes consistently correct it at all levels of aggregation. (Net output weights are not used, however, for traditional commodity indexes whose movements are based on corresponding new indexes.)

In the revision program, the relative importance of items within a product is based upon shipment value data and sampling weights from the revision survey itself. When detailed products are aggregated to the 5-digit product class and 4-digit industry levels, however, weights are taken from Census of Manufactures data, along with estimates of intra-industry

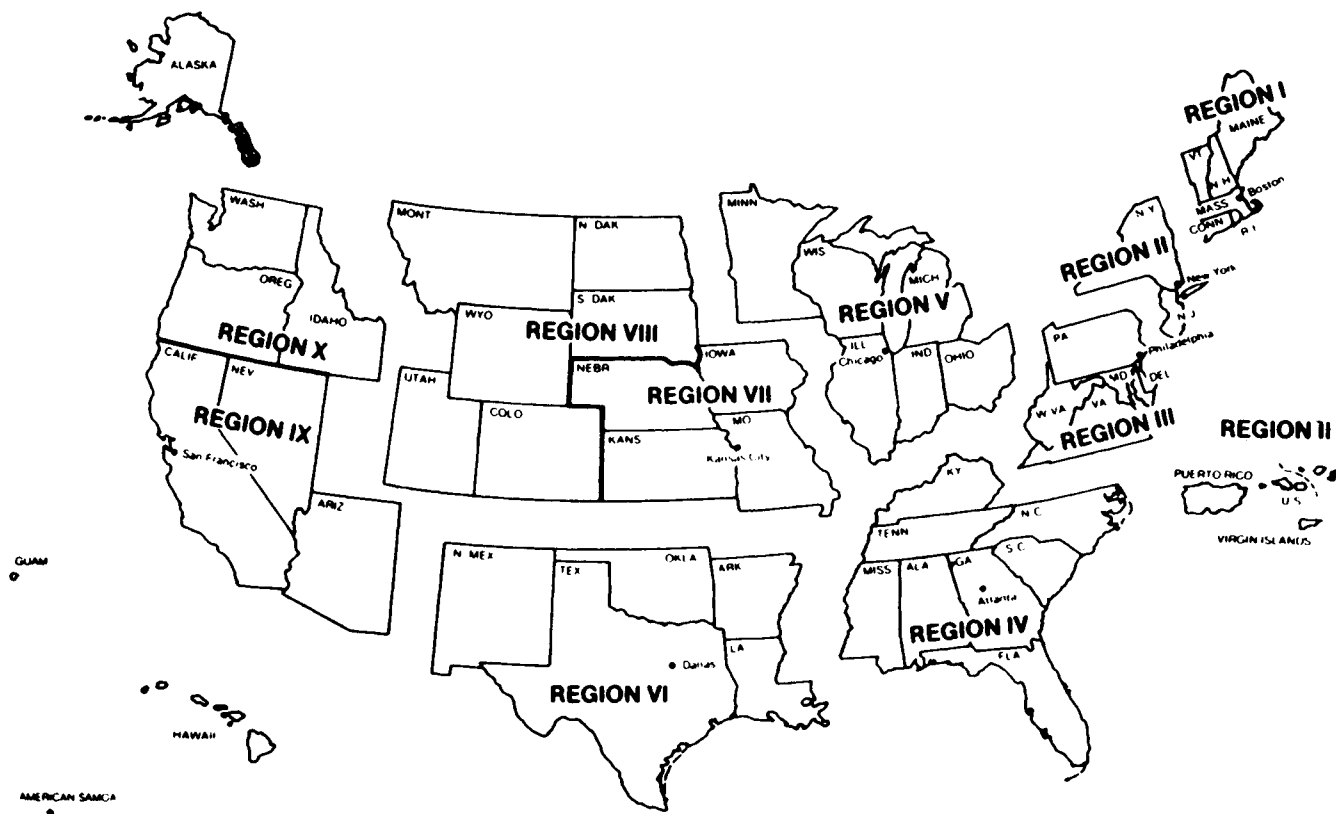
shipments from input-output tables produced by the Bureau of Economic Analysis of the U.S. Department of Commerce.

(4) New indexes emphasize *actual transaction prices at the time of shipment* to minimize the use of list prices and order prices, which occasionally have been used in traditional commodity price indexes and ISPI's. In addition, some traditional indexes have been calculated intentionally from order prices rather than from shipment prices.

(5) New indexes are based on prices reported by companies of all sizes and locations selected by *probability sampling*. In addition, individual items and transaction terms from these firms are chosen by probability techniques. (Estimates of sampling error will be published later.) In the traditional PPI program, major companies selected on a judgment basis have been asked to report prices for volume-selling items under "typical" transaction terms.

For further information on the underlying concepts and methodology of the PPI revision, see two *Monthly Labor Review* articles by John F. Early: "Improving the Measurement of Producer Price Change," April 1978; and "The Producer Price Index Revision: Overview and Pilot Survey Results," December 1979. Reprints are available from the Bureau of Labor Statistics on request.

Bureau of Labor Statistics Regional Offices



Region I

Suite 1603
John F. Kennedy Federal Building
Government Center
Boston, Mass. 02203
Phone: (617) 223-6761

Region II

Suite 3400
1515 Broadway
New York, N.Y. 10036
Phone: (212) 944-3121

Region III

3535 Market Street
P.O. Box 13309
Philadelphia, Pa. 19101
Phone: (215) 596-1154

Region IV

1371 Peachtree Street, N.E.
Atlanta, Ga. 30367
Phone: (404) 881-4418

Region V

9th Floor
Federal Office Building
230 S. Dearborn Street
Chicago, Ill. 60604
Phone: (312) 353-1880

Region VI

Second Floor
Griffin Square Building
Dallas, Tex. 75202
Phone: (214) 767-6971

Regions VII and VIII

911 Walnut Street
Kansas City, Mo. 64106
Phone: (816) 374-2481

Regions IX and X

450 Golden Gate Avenue
Box 36017
San Francisco, Calif. 94102
Phone: (415) 556-4678