

HG+  
2562  
.D7U5L7

U. S. Federal Reserve Bank Organization  
Committee.  
Exhibits and letters submitted at  
hearings... (Lincoln, Neb. and Omaha, Neb)

#56

LINCOLN NEB.

HG4  
RE 67  
.D74517

14848

# WESTERN UNION DAY LETTER



THEO. N. VAIL, PRESIDENT

*842*

*620P*

RECEIVED AT C7CH KN 47BLUE 1913 DEC 30 PM 6 37

LINCOLN NEB DEC 30 13

ANSWERED  
DEC 31 1913  
*L-5-da*

HON WM G MCADOO

SECY OF THE TREASURY WASHINGTON DC

I MOST HEARTILY APPROVE AND EARNESTLY JOIN IN THE REQUEST  
MADE BY LINCOLN COMMERCIAL CLUB AND LINCOLN CLEARING HOUSE ASSOCIATION  
THAT A FEDERAL RESERVE BANK BE LOCATED IN LINCOLN SUITABLE  
BANK QUARTERS WILL BE RESERVED IN ANTICIPATION THEY MAY BE  
NEEDED TO HOUSE A FEDERAL RESERVE BANK

CHAS W BRYAN

621PM

*[Handwritten signature]*

# WESTERN UNION

Form 2589 B



8

*878*

## DAY LETTER

THEO. N. VAIL, PRESIDENT

RECEIVED AT C8CH KN 166 BLUE 12X

LINCOLN NEB DEC 30 13

1913 DEC 30 PM 6 59

*642*  
*5*  
FORM

HON WM G MC-ADOO,  
SECY, WASHINGTON DC

AS THE CAPITAL CITY OF THE CENTRAL STATE OF THE  
MIDWEST AND GEOGRAPHICALLY LOCATED IN THE CENTER OF THE UNITED

STATES THE LINCOLN COMMERCIAL CLUB WITH A MEMBERSHIP OF SEVENTEEN  
HUNDRED AND THE LINCOLN CLEARING HOUSE ASSN COMPRISING ALL THE

BANKS OF THIS CITY EARNESTLY REQUEST THE LOCATION IN THIS  
CITY OF ONE OF THE FEDERAL RESERVE BANKS RAILROADS ENTER

LINCOLN FROM EVERY ANGLE OF THE COMPASS AND AS A  
RESERVE CITY NOW UNDER THE PRESENT LAW LINCOLN IS SECOND

TO NO CITY AS TO ABILITY AND CONVENIENCE TO SERVE  
THE BANKING AND COMMERCIAL INTERESTS OF A LARGE TERRITORY AS

THE CITY WHERE BANKING REFORM HAS BEEN ADVOCATED FOR TWENTY  
YEARS THE LOCATION HERE OF A FEDERAL RESERVE BANK WOULD

FITTINGLY COMMEMORATE THE GREAT ACHIEVEMENT IN BANKING REFORM EMBODIED  
IN THE GLASS OWEN BILL WE HOPE THAT THE CLAIMS OF

LINCOLN WILL BE CAREFULLY CONSIDERED BY THE COMMITTEE ON LOCATION  
OF FEDERAL RESERVE BANKS.

# WESTERN UNION



# DAY LETTER

THEO. N. VAIL, PRESIDENT

878

RECEIVED AT C8CH SHEET TWO MC-ADOO WASHN DC

C C QUIGGLE, PRES LINCOLN COMMERCIAL CLUB,  
H S FREEMAN, PRES. LINCOLN CLEARING HOUSE, ASSN.

644PM

ANSWERED  
MAY 21 1933  
FORM L-5-24

~~3~~  
4

**OFFICERS**

George Coupland, Pres., Elgin  
Frank Tannehill, 1st V-Pres., Norfolk  
J. B. Grinnell, 2d V-Pres., Papillion  
E. M. Pollard, 3d V-Pres., Nehawka  
W. S. Delano, Sec.-Treas., Lincoln  
Delegate to National Farmers'  
Congress  
W. H. Campbell, Clarks

# NEBRASKA FARMERS CONGRESS

**STANDING COMMITTEES**

Finance, Membership and Or-  
ganization  
Geo. Coupland, Chairman, Elgin  
Legislative  
F. G. Odell, Chairman, Lincoln  
Insurance  
Logan Rogers, Chairman, Rokeby  
Co-Operative Enterprises  
E. P. Hubbard, Chairman, Juniata

Lincoln Nebr Febr 6 ,1914.

Regional Bank Organization Committee,  
Washington D.C.

Gentlemen:

Complying with my promise to you, when in Lincoln on the 24th ultimo, I am transmitting a brief relating to the location of a regional bank in Nebraska in the interest of the farming interests. As you will readily recall, I appeared before you upon your invitation to the general public, after the banking interests had presented their testimony, and without special preparation. More careful study of conditions may show slight changes in my statement, when before you, and where differences may appear I wish your record may be changed accordingly. I am writing from Lincoln as my family is in Lincoln during the school year for school purposes and part of my time is spent in Lincoln in the winter months, when I can leave the farm for a time.

I may assure you that I heartily favor a special rural credits system, yet whatever may be inaugurated along that line will be in some degree connected with the the general banking system. I do not know the intent of the Executive as to making appointments outside of the financial interests when naming gentlemen for the Reserve Board, but if various interests are to be represented why should not the agricultural interests of the country have at least one representative upon that board?

Thanking you for the courtesy shown me as a representative of the agricultural interests I have the honor to be,

Very truly yours.

*W. S. Delano*

Form 5

ANSWERED  
FEB 10 1914  
FORM 5 711

## BRIEF SUBMITTED BY W. S. DELANO, WESTERVILLE NEBRASKA.

To the Regional Bank Organization Committee, Washington D.C.

Gentlemen:

Herewith I submit facts in the interest of the farmers of the great North Central States relative to the location of regional banks, and especially those in Nebraska and contiguous territory. First, I invite your attention to the agricultural wealth of these state as shown by the census returns for 1900 and 1910 with the increase during the decade and percentage of increase.

| State        | All Farm Property   | Personal Farm Property.                                     |
|--------------|---|---|
| Illinois     | 1910 \$3,905,321,075<br>1900 \$2,004,313,897<br><u>1,901,007,178</u><br>Per cent increase 94.8% | \$671,269,382<br>\$401,113,862<br><u>270,155,520</u><br>67% |
| Iowa.        | 1910 \$3,745,860,544<br>1900 1,834,345,546<br><u>1,911,514,998</u><br>Per cent increase 104.2%  | \$707,669,494<br>474,382,643<br><u>233,286,851</u><br>49%   |
| Nebraska     | 1910 \$2,079,818,247<br>1900 747,850,057<br><u>1,331,968,190</u><br>Per cent increase 178.1%    | \$414,963,714<br>233,988,624<br><u>177,175,090</u><br>74%   |
| Michigan     | 1910 \$1,088,858,379<br>1900 690,355,734<br><u>398,502,645</u><br>Per cent increase 57.7%       | \$299,808,476<br>171,638,359<br><u>128,140,117</u><br>74%   |
| Indiana      | 1910 \$1,809,135,238<br>978,613,471<br><u>830,521,767</u><br>Per cent increase 84.9             | \$378,069,913<br>232,052,274<br><u>146,017,639</u><br>33%   |
| Wisconsin    | 1910 \$1,413,118,785<br>1900 811,712,319<br><u>601,406,466</u><br>Per cent increase 74.1        | \$306,888,699<br>184,469,998<br><u>122,418,697</u><br>36%   |
| Minnesota    | 1910 \$1,476,411,737<br>1900 788,684,642<br><u>687,727,095</u><br>Per cent increase 87.2%       | \$347,473,344<br>204,758,034<br><u>142,715,310</u><br>69%   |
| South Dakota | 1910 \$1,166,096,980<br>1900 297,525,302<br><u>868,571,678</u><br>Per cent increase 291.9%      | \$251,629,989<br>109,176,278<br><u>142,453,711</u><br>75%   |
| Kansas       | 1910 \$2,039,389,910<br>1900 864,100,256<br><u>1,175,289,654</u><br>Per cent increase 136%      | \$465,009,300<br>301,247,421<br><u>163,761,879</u><br>54%   |
| Missouri     | 1910 \$2,052,917,488<br>1900 1,032,121,897<br><u>1,020,795,591</u><br>Per cent increase 98.7%   | \$506,502,832<br>281,995,030<br><u>224,507,802</u><br>79%   |

## No. 2.

Second.-Grouping these states around Chicago as a central point for the eastern section and Omaha for the western portion we find the following arrangement as to agricultural wealth.

| For Chicago- | All              | Personal       |
|--------------|------------------|----------------|
| Illinois     | \$3,905,321,075  | \$671,269,382  |
| Michigan     | 1,088,858,379    | 299,808,476    |
| Wisconsin    | 1,413,118,785    | 306,888,699    |
| Minnesota    | 1,476,411,737    | 347,473,344    |
| Indiana      | 1,809,135,238    | 378,069,913    |
| Iowa-half    | 1,872,930,272    | 353,834,747    |
| Total        | \$11,565,775,486 | \$2357,344,561 |

| For Omaha- |                 |                 |
|------------|-----------------|-----------------|
| Nebraska   | \$2,079,818,647 | \$414,963,714   |
| So. Dakota | 1,166,096,980   | 251,629,989     |
| Kansas     | 2,039,389,910   | 465,009,300     |
| Missouri   | 2,052,917,488   | 506,502,832     |
| Iowa-half  | 1,872,930,272   | 353,834,747     |
| Total      | \$9,211,153,297 | \$1,991,940,582 |

While the western group does not contain as large amount of agricultural wealth as the eastern section the much larger increase in percentages indicates that the western section will probably equal the eastern section, if not surpass it, in agricultural wealth in the near future


The three central states of this grouping-Illinois, Iowa and Nebraska contain of agricultural wealth \$9,731,000,266 or almost one fourth of the entire agricultural wealth of the United States. As the regional bank system is intended to accomplish the greatest good to the greatest number it follows that the farming interests must be considered in the establishment of these banks, and the distribution of agricultural wealth as shown above merits your favorable consideration.

Our farmers are justly entitled to have the benefits to be derived from the wealth they produce, and any surplus moneys resulting from their labors should be retained as near as possible to them, to aid in further development. A great economic principle is involved in this question, and that is, that this section so wonderfully rich in the elements of agricultural production should be protected, that the food supply of the Nation may not be impaired.

As to the relation that Agricultural wealth bears, to all wealth in this territory, I submit such facts as I have been able to secure. For Nebraska, I find that three fifths of the property returned by the assessors is owned by the farmers. In Iowa 66 per cent is agricultural, and in Kansas 58 per cent.

Relative to the city that would best accommodate Nebraska farmers I find that after careful consideration that there is little difference as between Lincoln or Omaha as about half of them have quicker mail service to one city and the other half have quicker service to the other city. Individually, I find Lincoln two or three hours nearer than Omaha.

*W. S. Delano*



# WRIGHT & WILHELMY COMPANY

WHOLESALE HARDWARE.

COR. 10<sup>TH</sup> & JACKSON STS.

*Omaha, Neb., Jan. 31, 1914.*

WE DO NOT SELL TO CATALOGUE HOUSES.

ANSWERED  
FEB 3 1914  
*E. R. S.*

13

Hon. Wm. J. McAdoo,  
Washington, D. C.

Dear Sir:-

Responding to your suggestion at the Lincoln meeting on the matter of the location of a Regional National Bank at this point.

We give you percentage of our distribution in the various states covered, which we trust you will find correct and satisfactory.

|                        |     |
|------------------------|-----|
| Idaho . . . . .        | .3% |
| Colorado . . . . .     | 12  |
| South Dakota . . . . . | 5   |
| Iowa . . . . .         | 15  |
| Kansas . . . . .       | 2   |
| Nebraska . . . . .     | 50  |
| Wyoming . . . . .      | 10  |
| Utah . . . . .         | 3   |

Yours truly,

WRIGHT & WILHELMY CO.

73

WSW:E

ERS

February 3, 1914.

Sir:

This office is in receipt of your letter of  
January 31st, addressed to Secretary McAdoo, supplying  
information as to the percentage of your distribution  
in various States.

The same will be filed and called to the Committee's  
attention.

Respectfully,

Secretary,  
Reserve Bank Organisation Committee.

Mr. S. W. Wright,

Wright & Wilhelmy Co.,

Omaha, Nebraska.

OMC

March 4th, 1914.

Sir:

By direction of the Chairman, I beg to acknowledge the receipt of your letter of February 28th transmitting, as stated, certain data prepared by Mr. P. L. Hall, Democratic National Committeeman from Nebraska, in support of the claim of Lincoln as a proper location for one of the Federal Reserve Banks.

In reply, I beg to advise that this data will be placed with the other Lincoln exhibits so that all may be considered by the Committee when it is determining this question.

Respectfully,

Secretary,  
Reserve Bank Organization Committee.

Hon. John A. Maguire,  
House of Representatives.

SIXTY-SECOND CONGRESS.

JOHN LAMB, VA., CHAIRMAN.  
 ASBURY F. LEVER, S. C.  
 AUGUSTUS O. STANLEY, KY.  
 GORDON LEE, GA.  
 EZEKIEL S. CANDLER, JR., MISS.  
 J. THOMAS HEFLIN, ALA.  
 JAMES T. McDERMOTT, ILL.  
 JOHN A. MAGUIRE, NEBR.  
 JOHN J. WHITACRE, OHIO.  
 CHARLES A. TALCOTT, N. Y.  
 THOMAS L. RUBEY, MO.  
 JOSEPH TAGGART, KANS.  
 JAMES YOUNG, TEX.  
 W. JACOWAY, ARK.

GILBERT N. HAUGEN, IOWA.  
 JAMES C. McLAUGHLIN, MICH.  
 WILLIS C. HAWLEY, OREG.  
 JOSEPH HOWELL, UTAH.  
 LOUIS B. HANNA, N. DAK.  
 FRANK PLUMLEY, VT.  
 JAMES S. SIMMONS, N. Y.

M. M. TYLER, CLERK.

# Committee on Agriculture,

House of Representatives U. S.,

Washington, D. C.  
February 28, 1914.

Hon. W. G. McAdoo,  
 Secretary of the Treasury,  
 Chairman Reserve Bank Organization Committee,  
 Washington, D. C.

Dear Sir;

I am in receipt of the following enumerated information from P. L. Hall, Democratic National Committeeman from Nebraska and President of the Central National Bank of Lincoln, Nebraska, all in support of Lincoln as a location for one of the Federal Reserve Banks and I am herewith forwarding this data to you for the consideration of the Reserve Bank Organization Committee:

Analysis of the earnings of Railroads in Nebraska or passing through Nebraska.

Comparison of territory based on 12 districts (Banks) east and west of the Mississippi River.

Bank data for entire State of Nebraska.

Proposed Lincoln district based on 8 districts.

Proposed Lincoln district based on 10 districts.

Proposed Lincoln district based on 12 districts.

Proposed Lincoln district, National and State Banks combined under 8, 10, and 12 districts.

Tentative assignment of territory and recapitulation under 8, 10, and 12 districts.

ANSWERED

MAR 4 1914

*C. M. L.*

SIXTY-SECOND CONGRESS.

JOHN LAMB, VA., CHAIRMAN.  
ASBURY F. LEVER, S. C.  
AUGUSTUS O. STANLEY, KY.  
GORDON LEE, GA.  
EZEKIEL S. CANDLER, JR., MISS.  
J. THOMAS HEFLIN, ALA.  
JAMES T. MC DERMOTT, ILL.  
JOHN A. MAGUIRE, NEBR.  
JOHN J. WHITACRE, OHIO.  
CHARLES A. TALCOTT, N. Y.  
THOMAS L. RUBEY, MO.  
JOSEPH TAGGART, KANS.  
JAMES YOUNG, TEX.  
V. JACOWAY, ARK.

GILBERT N. HAUGEN, IOWA.  
JAMES C. MCLAUGHLIN, MICH.  
WILLIS C. HAWLEY, OREG.  
JOSEPH NOWELL, UTAH.  
LOUIS B. HANNA, N. DAK.  
FRANK PLUMLEY, VT.  
JAMES S. SIMMONS, N. Y.

B. M. TYLER, CLERK.

Committee on Agriculture,

House of Representatives U. S.,

Washington, D. C.

(2)

Tentative assignment of territory on basis of the establishment of 8 Regional Banks.

Tentative assignment of territory on basis of the establishment of 10 Regional Banks.

Tentative assignment of territory on basis of the establishment of 12 Regional Banks.

Grain handled by Lincoln firms year ending Dec. 31, 1913 in the form of 6 sheets of printed extracts.

Statistical data, 5 sheets of printed extracts, relative to crop production of Nebraska and the statistics of business for Lincoln.

It seems that when you were in Lincoln holding the hearings that you requested P. L. Hall to give you a definition of commercial paper and I am herewith enclosing from him a statement of this character of paper as defined by him.

All of the above I am herewith enclosing to you for consideration in connection with the proposed location of one of the Federal Reserve Banks at Lincoln, Nebraska.

Very truly yours,

*John A. Maguire*  
M. C.

SIXTY-THIRD CONGRESS.

One copy filed with each member of the Committee.

Committee on Agriculture,

1

House of Representatives U. S.,

Washington, D. C.

RECEIVED

March 6, 1914.

MAR 7 - 1914  
Res. Bank Org Committee

ASBURY P. LEVER, S. C., CHAIRMAN.

GORDON LEE, GA.

EZEKIEL S. CANDLER JR., MISS.

J. THOMAS HEPLIN, ALA.

JAMES T. MC DERMOTT, ILL.

JOHN A. MAGUIRE, NEBR.

THOMAS L. RUBEY, MO.

JAMES YOUNG, TEX.

H. W. JACOWAY, ARK.

RALPH W. MOSS, IND.

HENRY V. LESHNER, PA.

CHARLES K. REILLY, WIS.

AMIN I. TAYLOR, N. Y.

FRANK DOOLITTLE, KANS.

SILBERT H. HAUGEN, IOWA.

JAMES C. MC LAUGHLIN, MICH.

WILLIS C. HAWLEY, OHIO.

JOSEPH HOWELL, UTAH.

CHARLES H. ELOAN, NEBR.

HENRY T. HELGENSEN, N. DAK.

CHARLES E. PATTON, PA.

J. KUHIO KALANIANA'OLE, HAWAII.

D. S. MURPH, CLERK.

Hon. William G. McAdoo, Secretary of the Treasury,

Hon. David F. Houston, Secretary of Agriculture,

Hon. John Skelton Williams, Comptroller of the Currency,

Acting as " THE RESERVE BANK ORGANIZATION COMMITTEE. "

Dear Sirs;

I am here supplementing what I called to your attention on an earlier date in support of Lincoln, Nebraska, my home city, as a point for the location of one of the Federal Reserve Banks.

This is also to be considered in connection with the hearings held in Lincoln by your committee at the request of its citizens and the citizens of surrounding territory.

While there is much to be said on several points I wish to group what I have to offer for Lincoln around three general heads:

Location in an Agricultural territory.

As a railroad point and center of communication and distribution.

Banking, Business and Commercial power of the territory.

The last is largely a question of facts; the first two have to do not alone with facts but likewise with the proper application of the theory and policy of this new Regional Banking Law.

Lincoln is the center of the most exclusively intensified agricultural region of any great extent in the United States. It cannot well be overlooked in the location of these banks that

SIXTY-THIRD CONGRESS.

|                                   |                                 |
|-----------------------------------|---------------------------------|
| ASBURY F. LEVER, S. C., CHAIRMAN. | GILBERT N. HAUGEN, IOWA.        |
| GORDON LEE, GA.                   | JAMES C. MC LAUGHLIN, MICH.     |
| EZEKIEL S. CANDLER JR., MISS.     | WILLIS C. HAWLEY, OREG.         |
| J. THOMAS HEFLIN, ALA.            | JOSEPH HOWELL, UTAH.            |
| JAMES T. MC DERMOTT, ILL.         | CHARLES H. SLOAN, NEBR.         |
| JOHN A. MAGUIRE, NEBR.            | HENRY T. HELGESEN, N. DAK.      |
| THOMAS L. RUBEY, MO.              | CHARLES E. PATTON, PA.          |
| JAMES YOUNG, TEX.                 | J. KUHIO KALANIANA'OLE, HAWAII. |
| H. M. JACOWAY, ARK.               |                                 |
| RALPH W. MOSS, IND.               |                                 |
| HN V. LESHNER, PA.                |                                 |
| HAEEL K. REILLY, WIS.             |                                 |
| AMIN I. TAYLOR, N. Y.             |                                 |
| LEY DOOLITTLE, KANS.              |                                 |

*Committee on Agriculture,*  
*House of Representatives U. S.,*  
*Washington, D. C.*

D. S. MURPH, CLERK.

2

agriculture, as a whole the country over, is by far the largest part of the productive industry of our country. Agriculture gives to us the great field of peaceful independent producers the field where a man institutes and operates a business under his own supervision and management and becomes an independent contributor to the Nation's wealth and our Country's prosperity. The establishment of at least one of these banks in such a locality as Lincoln, uninfluenced by intensified business centers and financial control, would it seems to me be in accordance with the spirit of the legislative intent and in harmony with the soundest economic principles and purest public policy. One of the faults of the banking system under which we have lived so long is its failure to encourage the independent producer of rural wealth or permit him to hold his rightful place as a contributor to the wealth and welfare of the country.

The theory of the Regional Bank, as opposed to a central bank theory, is to remove as far as consistent with sound banking practices the banking operations from the predominating financial influences and to retain the money and banking operations and business connections in the locality where needed to carry on the normal business of the people. Agricultural paper in our banking systems has been discredited and deprived of a rightful market by banking and big business influences. One thing kept fully in mind by the Legislators in shaping the new Law was

SIXTY-THIRD CONGRESS.

ASBURY F. LEVER, S. C., CHAIRMAN.

GORDON LEE, GA.  
 EZEKIEL S. CANDLER JR., MISS.  
 J. THOMAS HEFLIN, ALA.  
 JAMES T. MC DERMOTT, ILL.  
 JOHN A. MAGUIRE, NEBR.  
 THOMAS L. RUBEY, MO.  
 JAMES YOUNG, TEX.  
 H. M. JACOWAY, ARK.  
 RALPH W. MOSS, IND.  
 HN V. LESHNER, PA.  
 MAEL K. REILLY, WIS.  
 AMIN I. TAYLOR, N. Y.  
 LEY DOOLITTLE, KANS.

GILBERT N. HAUGEN, IOWA.  
 JAMES C. MCLAUGHLIN, MICH.  
 WILLIS C. HAWLEY, OREG.  
 JOSEPH HOWELL, UTAH.  
 CHARLES H. SLOAN, NEBR.  
 HENRY T. HELGESEN, N. DAK.  
 CHARLES E. PATTON, PA.  
 J. KUHIO KALANIANAOLE, HAWAII.

D. S. MURPH. CLERK.

Committee on Agriculture,  
 House of Representatives U. S.,  
 Washington, D. C.

3

to give assurance that paper arising from Agricultural transactions will be given its full strength and credit in the commercial and banking world. A bank in such a territory would give the best guaranty at the very outset to the great number of smaller banks and to the patrons of these banks that this law was to make banking operations in fact what the enactment intended.

These are largely administrative and not commercial banks and therefore need not, of necessity, be in what is commonly termed a financial or commercial center. They will be the instruments through which the controlling and supervising arm of the government will exercise its power and direct the banking policy. A small city with ample local conveniences combined with first class mail and railroad facilities into the territory to be served, it seems to me, is what is most needed in a location. No doubt railroad facilities and easy communication between the Federal Bank and the territory to be served will be considered as a necessary requirement. A study and examination of its trunk lines and laterals with connecting lines readily reveals this requirement as fully supplied in Lincoln. There are daily 46 incoming and 45 outgoing mail and passenger trains. The great bulk of the mail put in transit either at Lincoln or at points of average distance in the suggested territory would reach its destination on the same day. As a postal center Lincoln ranks

SIXTY-THIRD CONGRESS.

|                                    |                                |
|------------------------------------|--------------------------------|
| ASSBURY F. LEVER, S. C., CHAIRMAN. | GILBERT N. HAUGEN, IOWA.       |
| GORDON LEE, GA.                    | JAMES C. MCLAUGHLIN, MICH.     |
| EZEKIEL S. CANDLER JR., MISS.      | WILLIS C. HAWLEY, OREG.        |
| J. THOMAS HEFLIN, ALA.             | JOSEPH HOWELL, UTAH.           |
| JAMES T. MCDERMOTT, ILL.           | CHARLES H. SLOAN, NEBR.        |
| JOHN A. MAGUIRE, NEBR.             | HENRY T. HELGENSEN, N. DAK.    |
| THOMAS L. RUBEY, MO.               | CHARLES E. PATTON, PA.         |
| JAMES YOUNG, TEX.                  | J. KUHIO KALANIANAOLE, HAWAII. |
| H. M. JACOWAY, ARK.                |                                |
| RALPH W. MOSS, IND.                |                                |
| JOHN V. LESHNER, PA.               |                                |
| MICHAEL K. REILLY, WIS.            |                                |
| WJAMIN I. TAYLOR, N. Y.            |                                |
| JDLEY DOOLITTLE, KANS.             |                                |

*Committee on Agriculture,*  
*House of Representatives U. S.,*  
*Washington, D. C.*

D. S. MURPH, CLERK.

4

very high in the amount of mail handled. While the postal receipts for the calender year 1913, amounting to \$403,398.10 may have purely a local application still it indicates in a way the postal conveniences as a location. The bulk of the every day business between one of these banks and a member bank in the district will be through the postal service.

From many financial and banking sources in other parts of the country constant and repeated attempts were made to break down and discredit the legislation and the theory upon which the law is based. In view of the revelations of the Money Trust Investigation and the common knowledge that financial centers had dominated the big transactions in transportation, finance and the development of the Nation's resources it is reasonable that the people would still view with some suspicion the new system until finally demonstrated.

Out of this may easily grow the suggestion that the surest way to speedily and fully encourage confidence is to locate at least part of these banks in localities removed from large congested centers which have heretofore unduly influenced banking business. The people of Lincoln and vicinity are in full sympathy with the enactment; the quick responses of its banks requesting admission is evidence of the earnest and enthusiastic co-operation of the banks and the people. The administration of a Reserve Bank will be made easy by such whole-hearted and continuing support.

SIXTY-THIRD CONGRESS.

ASBURY F. LEVER, S. C., CHAIRMAN.

GORDON LEE, GA.

EZEKIEL S. CANDLER JR., MISS.

J. THOMAS NEFLIN, ALA.

JAMES T. MC DERMOTT, ILL.

JOHN A. MAGUIRE, NEBR.

THOMAS L. RUBEY, MO.

JAMES YOUNG, TEX.

H. M. JACOWAY, ARK.

RALPH W. MOSS, IND.

WM V. LESNER, PA.

DAEL K. REILLY, WIS.

AMIN S. TAYLOR, N. Y.

LEY DOOLITTLE, KANS.

GILBERT N. HAUGEN, IOWA.

JAMES C. MCLAUGHLIN, MICH.

WILLIS C. HAWLEY, OREG.

JOSEPH HOWELL, UTAH.

CHARLES H. SLOAN, NEBR.

HENRY T. HELGESEN, N. DAK.

CHARLES E. PATTON, PA.

J. KUNIO KALAHIANAOLE, HAWAII.

D. S. MURPH. CLERK.

Committee on Agriculture,  
House of Representatives U. S.,  
Washington, D. C.

5

I am presenting my reasons briefly because you already have before you the very carefully prepared hearing held in Lincoln and because you have a large number of these hearings to go over from many cities. Information and statistics relating to transportation, banking and all other lines of business were supplied in Lincoln for the suggested territory based on 8, 10, and 12 Regional Banks. The statistical information fully and carefully reflects the banking power of the Lincoln territory. I will not restate the statistical information on which the hearings were based but fully concur in what was there presented.

In the large undertaking before you I am confident that you will fully, honestly and carefully weigh the larger considerations in the interests of the Nation's welfare.

I therefore submit to you the foregoing in support of a Reserve Bank at Lincoln, Nebraska.

Very truly yours,

*John A. Maguire*  
M. C.

RECEIVED  
MAR 11 1914  
*JAM*

MM

March 10, 1914.

Sir:

On behalf of the Organization Committee I beg to acknowledge the receipt of your letter of March 6th, advancing arguments in support of the claims of Lincoln, Nebraska, to be named as the location for one of the Federal Reserve banks.

I shall take pleasure in giving instructions that your letter is to be so filed that it may be available for consideration by the Committee when it is determining this question.

Respectfully,

Secretary,

Reserve Bank Organization Committee.

Hon. John A. McGuire,

House of Representatives.

Grain handled by Lunsden firms  
year ending Dec 31 1913

Grain 13,000 Cwts



### THE LINCOLN MARKET.

Nothing is more noticeable in the growth and progress of Lincoln than the steady development and advancement of its wholesale interests. As a wholesale city, Lincoln is growing as rapidly proportionately as any of its competitors in the Missouri valley territory. The growth of Lincoln jobbing interests are of the most substantial character. The older houses are steadily adding to their resources and volume of business and new interests centering here are finding to their entire satisfaction that there is no better city in the West for a distributing business than is Lincoln.

A marked characteristic of the Lincoln market is the facility with which jobbers deliver their orders over to buyers. It is the market of quick response in this particular above any other and the appreciation of this fact is adding steadily in itself to the volume of the Lincoln wholesale trade. Transportation facilities could not be better than those possessed by Lincoln. For the state of Nebraska, three-fourths of the towns in the state find in Lincoln their nearest market, and this feature applies with equal force to a large extent of territory in the northwest tributary to this city and that enjoys the same advantages in regard to time of service that the nearer points enjoy.

Train service from Lincoln for distribution has been steadily improved. The facilities here are such that orders received from over the state any time before the middle of the afternoon are filled the same day and at night are on their way to their destination, so that in all cases of haste and emergency, goods for a distance of 150 to 200 miles are delivered to buyers within thirty-six hours after the order goes in.

The tendency of the times in buying and selling of merchandise is to buy often and in smaller quantities. The time was when merchants only went to market three or four times a year, but modern development in merchandising now makes it profitable to follow the policy of frequent buying and this is made possible by just such service as the Lincoln market affords. In a policy of this kind, a policy of frequent buying, the occasions increase and multiply when the necessity comes to retail merchants to get new supplies in the shortest time possible. And here again Lincoln has its distinct advantage in being the market of quick response and along these lines jobbers are making every effort to give to their patrons the rapid service which they often require.

The distributing rates from Lincoln are more firmly than ever fixed upon a basis equal to that enjoyed by any wholesale city. There was for some years the necessity for constant attention to rates to preserve rates already secured and to get adjustment on rates that from time to time were put in that were against the city. Now, through the interstate commerce commission and its final orders, Lincoln in every rate must take, when changes are made, its own basis, the same as that given to Missouri river cities, and jobbing interests now enjoy that permanency in rates which are almost a necessity in order to make the field and the location an inviting one for new business.

While there is a tendency of the times to the consolidation in jobbing interests, as well as in many other lines, and while some consolidations have been effected in Lincoln in wholesale business that has reduced the number of old houses, yet there are a number of new houses that have been established in the past year so that the number of houses has not decreased, and on the other hand, there has been a large increase in the force of traveling men representing Lincoln houses, and as the record shows elsewhere, there has been an excellent progress made in 1913 in the volume of business handled by Lincoln wholesalers. The best evidence as to the value of Lincoln as a location for a wholesale and jobbing business is found in the success that houses established and prosperous here have made. Almost without exception the larger houses in this city have builded in the years of their existence from the ground up. There are houses here doing an annual wholesale business around the million dollar mark that from the smallest beginnings have achieved their present success. It is doubtful if there is a city anywhere that can point to more illustrations of big business coming up from the most restricted beginnings than can Lincoln. A close investigation of the Lincoln field for wholesale business is always urged upon those seeking locations. A little study of what wholesale houses here have accomplished ought to satisfy the most critical and exacting that no better city can be found in which to locate. Some cities have an appearance and attractiveness in jobbing lines that investigation will show superficial and not representative of actual conditions. This is not true of Lincoln and the closer investigations that are made the more conclusive, the evidence will be that Lincoln is a good city in which to locate and build business.

**NEBRASKA'S GREAT TEN-YEAR RECORD.**

This state has had an unbroken record of large crop production for seven-teen years. The record of the last ten years is given herewith. This record is the government final record for each year, the most conservative and carefully compiled record of crop production in the nation:

**Nebraska Corn Crop by Years.**

|      | Bushels.    |
|------|-------------|
| 1903 | 172,389,532 |
| 1904 | 200,942,335 |
| 1905 | 263,551,772 |
| 1906 | 249,782,500 |
| 1907 | 179,328,482 |
| 1908 | 205,767,000 |
| 1909 | 196,565,000 |
| 1910 | 207,948,000 |
| 1911 | 168,000,000 |
| 1912 | 189,350,000 |

**Wheat Crop by Years.**

|      |            |
|------|------------|
| 1903 | 42,147,560 |
| 1904 | 31,453,943 |
| 1905 | 48,022,003 |
| 1906 | 52,288,692 |
| 1907 | 45,868,000 |
| 1908 | 44,285,860 |
| 1909 | 45,596,800 |
| 1910 | 34,850,000 |
| 1911 | 36,777,000 |
| 1912 | 55,610,000 |

**Oat Crop by Years.**

|      |            |
|------|------------|
| 1903 | 59,426,658 |
| 1904 | 59,600,000 |
| 1905 | 78,552,878 |
| 1906 | 78,461,888 |
| 1907 | 53,622,262 |
| 1908 | 56,078,528 |
| 1909 | 61,825,060 |
| 1910 | 74,200,000 |
| 1911 | 36,474,000 |
| 1912 | 56,420,000 |

Back of the ten years' record the following statistics from early days are not uninteresting:

In the year 1866 Nebraska produced 2,095,030 bushels of corn, and in the same year 257,839 bushels of wheat.

In the year 1876 Nebraska produced 25,500,000 bushels of corn and 4,330,000 bushels of wheat.


In the year 1886 this state advanced to the production of 106,120,000 bushels of corn and 17,400,000 bushels of wheat.

In the year 1896 the corn production of Nebraska was 298,509,000 bushels and the wheat production was 19,300,000 bushels.

The magnitude of the production of corn in the United States is shown in the production in the leading states as taken from the government reports. The following is the production of sixteen states leading in the production of this cereal for the years 1911 and 1912:

| States.      | Bushels     | States.      | Bushels     |
|--------------|-------------|--------------|-------------|
|              | 1911        |              | 1912        |
| Illinois     | 365,504,000 | Iowa         | 432,621,000 |
| Iowa         | 307,382,000 | Illinois     | 428,452,000 |
| Missouri     | 213,642,000 | Missouri     | 243,904,000 |
| Indiana      | 189,440,000 | Kansas       | 200,361,000 |
| Nebraska     | 168,000,000 | Indiana      | 200,354,000 |
| Ohio         | 148,254,000 | Nebraska     | 189,350,000 |
| Kansas       | 139,338,000 | Ohio         | 175,266,000 |
| Kentucky     | 97,759,000  | Texas        | 151,300,000 |
| Texas        | 96,096,000  | Kentucky     | 109,440,000 |
| Tennessee    | 95,390,000  | Oklahoma     | 101,878,000 |
| Georgia      | 73,332,000  | Tennessee    | 86,622,000  |
| Michigan     | 70,140,000  | Minnesota    | 84,975,000  |
| Mississippi  | 62,251,000  | South Dakota | 76,347,000  |
| Arkansas     | 59,987,000  | Wisconsin    | 58,202,000  |
| South Dakota | 51,884,000  | Mississippi  | 56,840,000  |
| Oklahoma     | 46,371,000  | Michigan     | 56,121,000  |

It will be noted in the above table that Nebraska this year holds sixth place among the states in corn production, as against fifth place one year ago. In the last ten years Nebraska has been in third place six times, in second place once, and in 1896 it was in first place.



**NEBRASKA'S RECORD IN U. S. CENSUS.**

Nebraska has an area of 49,157,120 acres. Of this there were 38,622,021 acres in farms in 1910, an increase of 8,710,242 acres, or 29.1 per cent over 1900. The acreage of improved land in farms in 1910 was 24,382,577 acres, an increase of 5,949,982 acres, or 32.3 per cent in ten years. This left 14,239,444 acres of land in farms still to be "tickled by the plow." In all there were 24,774,542 acres of the total area of the state still to be developed to the agricultural possibilities of which it is capable, comprising nearly one-half of the state.

Nebraska had 129,678 farms in 1910, an increase of 8,153, or 6.7 per cent over 1900. Taking several of the principal agricultural states, in Illinois the number of farms decreased 4.6 per cent in 1910, from 1900; Iowa decreased 5.1 per cent; Missouri decreased 2.7 per cent; Minnesota increased 1 per cent; Kansas increased 2.7 per cent; Wisconsin increased 4.3 per cent, and Nebraska increased 6.7 per cent.

In this percentage of increase Nebraska led every northern state from the Missouri river to the Atlantic ocean.

Nebraska had a rural population of 881,362 in 1910, an increase of 76,915 in ten years. For the same period, Iowa shows a decrease of 7.2 per cent, Indiana a decrease of 5.1 per cent, Missouri a decrease of 3.5 per cent. Illinois shows an increase of 0.3 per cent, Michigan 2.0 per cent, Wisconsin 5.7 per cent, Kansas 7.3 per cent, Minnesota 7.7 per cent and Nebraska 9.6 per cent.

Nebraska rose in rank as an agricultural state from thirteenth in 1900 to fourth in 1910, Illinois, Iowa and Texas ranking her in the order named. But in the percentage of increase in agricultural wealth Nebraska has beaten them to a finish. These percentages range: Nebraska 178.1 per cent, Texas 130.5 per cent, Iowa 104.2 per cent, California 102.7 per cent and Illinois 94.8 per cent. Kansas increased 136.0 per cent and Missouri 98.7 per cent. California, Kansas and Missouri are not among the four leading states in agricultural wealth.

Nebraska rose in agricultural wealth in 1910 to \$2,079,818,647, an increase of \$1,331,868,590, or 178.1 per cent in ten years. In twenty years the increase was \$1,568,018,837, or 306.4 per cent. In 1900 the total wealth of Nebraska was \$1,626,203,203, or \$453,615,444 less than the agricultural wealth alone in 1910. In 1904 the total wealth was \$2,009,818,647, or \$70,255,014 less than the agricultural wealth in 1910.

Nebraska looks well in the increase of its per capita wealth based on the total valuation. In 1890 it was \$1,205; in 1900, \$1,525; in 1904, \$1,882. In 1910 its per capita of agricultural wealth was \$1,745—or \$200 more than the total wealth in 1900—leading Iowa, Illinois, Kansas, Texas and Missouri in agricultural values. With a proportionate increase of total wealth in 1910, the per capita wealth of Nebraska will be more than \$2,600.

Nebraska compares with the other three states of the first rank in agricultural wealth as follows:

**First Rank Agricultural States.**

|                    | 1910             | 1900            | Increase        | Pct.  |
|--------------------|------------------|-----------------|-----------------|-------|
| Illinois . . . . . | \$ 3,905,321,075 | \$2,004,316,897 | \$1,901,004,178 | 94.8  |
| Iowa . . . . .     | 3,745,860,544    | 1,834,345,546   | 1,911,514,998   | 104.2 |
| Texas . . . . .    | 2,218,645,164    | 962,476,273     | 1,256,168,891   | 130.5 |
| Nebraska . . . . . | 2,079,818,647    | 747,950,057     | 1,331,868,590   | 178.1 |
| Total . . . . .    | \$11,949,645,430 | \$5,549,088,773 | \$6,400,556,657 | 111.2 |



## HOME INSURANCE

The record of the year 1912 with Lincoln home insurance companies is one showing exceptional growth on the part of every company, life, accident and fire. Lincoln is the center of Nebraska home insurance and, with the exception of one city, is the largest insurance center in the West. Each year its financial transactions enter more largely into the business of the state, and for the year 1912 the premium receipts alone for home insurance centering in Lincoln will reach well up toward the \$3,000,000 mark. This means something, for these receipts coming to the city go into the bank clearings, go into the employment of a large number of people whose homes are here, and disbursed from this city, and the reserves and surpluses go directly into Nebraska investments in farm loan mortgages. So that where, heretofore, all money paid for insurance went to the East for Eastern uses, a goodly per cent of Nebraska insurance money is now at home and doing business in its home locality.

In the city of Lincoln home insurance is known and appreciated, and more and more as its value to the state is understood, the state is appreciating it. In addition to all the value that comes through people insured doing business at home, there is the value of home investment, and already two of the home companies have their own office buildings in Lincoln—the Security Mutual and the Bankers Life—and both of these splendid buildings are taxable assets to the state.

In life insurance Lincoln is especially strong; in accident insurance it is rapidly becoming equally strong, and every line of insurance with the exception of fire companies show a steady and consistent growth. Attacks that have been made on home fire insurance in Nebraska has caused a number to sell to Eastern companies and the money that otherwise would be at home is taken away. One strong fire insurance company remains yet in Lincoln and it has had a prosperous year. In Lincoln, in addition to its companies having their headquarters here, the Modern Woodmen of America have their executive offices in Lincoln and the Royal Highlanders have their executive offices here. These add their part to the volume of insurance business centering in Lincoln.

**MANUFACTURERS OF NEBRASKA BY SPECIFIED INDUSTRIES, 1912.**

The State Bureau of Labor and Statistics is making material progress year by year in securing statistics concerning manufacturing in Nebraska. With limited appropriations to work upon and with a seeming indifference on the part of many manufacturers to giving anything like complete statements of their business, the work has been of slow growth and is yet far from a complete record of the industries of the state. However, the report has its valuable features in showing the diversity of industries; in showing those which are apparently leading in volume of business and in showing the opportunities that there are for development of larger business in this state. The following is the report of Labor Commissioner Guye upon manufacturing in Nebraska as compiled for the year ending January 1, 1912:

| Industries.  | No. Re-<br>porting. | Capital.     | Total No. of     |                 | Value of<br>Products. |
|--------------|---------------------|--------------|------------------|-----------------|-----------------------|
|              |                     |              | Wage<br>Earners. | Total<br>Wages. |                       |
| Totals ..... | 1,109               | \$88,193,093 | 22,886           | \$14,925,027    | \$168,428,783         |

### LINCOLN WHOLESALE BUSINESS, 1913.

While there may be an opinion somewhat general that 1913 was not an expansive year in the wholesale business in Lincoln and in this territory, the facts are that the wholesale business has made an increase of practically \$2,000,000 in its volume in 1913 over that of 1912, which was the record year in jobbing business before that time. There have been no large houses added to the jobbing district during 1913, but it is an almost universal report from the scores of large jobbing houses that their business has been equal and better than a year ago. Following the percentages of increase or decrease in volume of business, gives the result from the combined jobbing business of Lincoln of the two million dollars increase. Lincoln, as the largest fruit market in the Missouri valley and possessing one house that is the largest in the entire western country, has made a splendid increase in its volume of wholesale fruit business for 1913. Both of the large Lincoln houses show excellent increases for the year, the younger making a remarkably high per cent increase. The wholesale grocery market has closed the year with practically the same volume of business as in 1912. There were periods during the year in which the manufacture of butter exceeded all records, and 1913 was one of the heaviest years of record in the distribution of threshing machinery from this city. The jobbing of building material is another growing business in the wholesale lines that made exceptionally good growth during 1913. The following is a summarized record of the wholesale trade for 1913 as compiled by the Trade Review:

|  |             |
|--|-------------|
| Wholesale groceries .....                                      | \$4,100,000 |
| Wholesale fruits, vegetables and produce.....                  | 2,225,000   |
| Wholesale lumber, sash, doors and planing mill products.....   | 2,995,000   |
| Wholesale butter, eggs and poultry.....                        | 4,900,000   |
| Wholesale automobiles and accessories.....                     | 2,850,000   |
| Wholesale threshing, harvesting machinery and implements.....  | 3,055,000   |
| Wholesale flour, feed and hay.....                             | 1,445,000   |
| Wholesale paints, oils, glass and store fronts.....            | 1,725,000   |
| Wholesale drugs, cigars and liquor.....                        | 875,000     |
| Wholesale hats, gloves, overalls, furnishings and notions..... | 850,000     |
| Wholesale hardware, castings, cornice and metals.....          | 945,000     |
| Wholesale coal, fuel and building material.....                | 1,095,000   |
| Wholesale plumbing, water supplies, furnaces and tanks.....    | 820,000     |
| Wholesale silos, gas engines and power.....                    | 1,220,000   |
| Wholesale harness, leather and shoes.....                      | 585,000     |
| Wholesale confectionery, ice cream and baked goods.....        | 980,000     |
| Wholesale brick and manufactured stone.....                    | 730,000     |
| Wholesale jewelry, millinery and school supplies.....          | 445,000     |
| Wholesale seeds, plants and flowers.....                       | 555,000     |
| Wholesale furniture, mattresses and upholstery.....            | 525,000     |
| Wholesale brooms, whisks and cleaners.....                     | 465,000     |
| Wholesale lightning rods and electrical supplies.....          | 580,000     |
| Wholesale hotel, billiard supplies, paper and wall paper.....  | 485,000     |
| All other jobbing lines.....                                   | 745,000     |

**Total business, 1913.....\$35,105,000**

The record for the last five years is as follows:

|  |              |
|--|--------------|
| Wholesale business, Lincoln, 1909..... | \$24,040,000 |
| Wholesale business, Lincoln, 1910..... | 26,495,000   |
| Wholesale business, Lincoln, 1911..... | 27,670,000   |
| Wholesale business, Lincoln, 1912..... | 32,200,000   |
| Wholesale business, Lincoln, 1913..... | 35,105,000   |

### LINCOLN MANUFACTURING, 1913.

Manufacturing in Lincoln is growing. The year 1913 showed more promise of larger things in manufacturing than any previous year since manufacturing has been done in any considerable amount in the city. Manufacturing is becoming more diversified and an unusually large number of new lines made their commencement in the city in 1913. Power is not such an expensive proposition as it was in the old years when all the power available was steam, and much impetus has been given to manufacturing in small lines through the coming of the electric motor and with it reasonable prices through competition that exists in the city.

The manufacturing interests of Lincoln are awaking to the necessity of organized effort along lines of home development and the patronage of home institutions, and with the organization of the Lincoln manufacturers into a compact body, associated directly with the State Manufacturers' association, it has a future of large promise that opens to industrial development in Lincoln. There is not incorporated in this report any of the Burlington's vast business in manufacturing in the suburban town of Havelock or in their auxiliary work at their roundhouse west of the city. Only manufacturing by private companies, firms and individuals is summarized. The following is the summary of manufacturing in Lincoln for 1913 by different industries:

|   |              |
|---|--------------|
| Butter and cream products.....                        | \$ 3,650,000 |
| Printing, publishing and binding.....                 | 1,125,000    |
| Confectionery and ice cream.....                      | 1,310,000    |
| Flour, feed and mill products.....                    | 1,285,000    |
| Brick, artificial stone and cement products.....      | 990,000      |
| Sash, doors, wood work and mill products.....         | 1,025,000    |
| Shirts, overalls, women's garments and tailoring..... | 530,000      |
| Manufactured paints and lubricators.....              | 275,000      |
| Iron work, lightning rods and cornice.....            | 625,000      |
| Gasoline engines, motors and castings.....            | 590,000      |
| Manufactured whisks and brooms.....                   | 365,000      |
| Mattresses, upholstery, tents and awnings.....        | 325,000      |
| Artificial ice and refrigeration.....                 | 310,000      |
| Gas and electricity.....                              | 455,000      |
| Harness, saddlery, auto tops and leather work.....    | 415,000      |
| Silos, tanks and water supplies.....                  | 590,000      |
| Cigars, bottling and bottled goods.....               | 315,000      |
| Monuments, granite and cut stone work.....            | 255,000      |
| Extracts, pharmaceuticals and cones.....              | 210,000      |
| Forty-two minor manufacturing lines.....              | 465,000      |

**Total Lincoln manufacturing, 1913.....\$15,110,000**

|                                  |              |
|----------------------------------|--------------|
| Lincoln manufacturing, 1910..... | \$11,025,000 |
| Lincoln manufacturing, 1911..... | 11,340,000   |
| Lincoln manufacturing, 1912..... | 13,780,000   |

By comparison with the record of 1912 in practically all lines of manufacturing, there was a notable increase in 1913. A large record for building carried with it a larger business in mill products and this is the most noticeable increase for the year, every house in this line having a good increase.

In the manufacture of shirts, overalls and women's garments another excellent record for the year was made. The manufacture of gasoline engines increased in Lincoln 40 per cent during the year, and the silo industry has

|                                |     |             |       |             |             |
|--------------------------------|-----|-------------|-------|-------------|-------------|
| Agricultural implements...     | 28  | \$2,122,871 | 352   | \$1,988,018 | \$814,353   |
| Alfalfa meal                   | 8   | 433,475     | 148   | 69,777      | 1,881,931   |
| Artificial limbs               | 2   | 4,000       | 5     | 3,230       | 9,000       |
| Artificial stone               | 146 | 2,377,585   | 1,499 | 681,663     | 1,573,206   |
| Auto tops and tires            | 5   | 23,800      | 23    | 16,971      | 100,115     |
| Bakery (wholesale)             | 6   | 67,600      | 73    | 45,600      | 266,585     |
| Barber supplies                | 3   | 35,000      | 16    | 13,500      | 53,000      |
| Beer                           | 12  | 3,417,273   | 470   | 387,513     | 2,227,400   |
| Bird food                      | 1   | 10,000      | 3     | 860         | 8,000       |
| Blue prints                    | 1   | 500         | 1     | 750         | 300         |
| Boiler compound                | 3   | 8,050       | 4     | 1,898       | 42,050      |
| Boots and shoes                | 2   | 130,000     | 170   | 78,373      | 361,404     |
| Boxes and bags                 | 4   | 1,017,745   | 433   | 206,265     | 2,104,543   |
| Breakfast food                 | 1   | 50,000      | 10    | 7,021       | 129,383     |
| Brooms                         | 14  | 340,857     | 475   | 126,218     | 653,157     |
| Candy                          | 14  | 227,437     | 258   | 144,329     | 601,871     |
| Canning                        | 7   | 703,350     | 457   | 45,689      | 306,074     |
| Carpets and rugs               | 5   | 12,550      | 4     | 320         | 2,000       |
| Cheese                         | 1   | 75,000      | 4     | 320         | 2,000       |
| Cigars                         | 83  | 233,943     | 441   | 234,154     | 1,602,830   |
| Clay targets                   | 1   | 20,000      | 6     | 3,000       | 60,000      |
| Clothing                       | 11  | 78,530      | 90    | 44,649      | 106,267     |
| Cooperage                      | 4   | 156,000     | 145   | 98,036      | 666,293     |
| Crackers                       | 2   | 549,200     | 419   | 198,277     | 1,122,679   |
| Creameries                     | 29  | 3,863,759   | 866   | 672,653     | 9,147,042   |
| Distilleries                   | 2   | 72,000      | 94    | 50,400      | 796,306     |
| Drugs                          | 11  | 289,887     | 125   | 123,657     | 364,852     |
| Engravers                      | 2   | 31,000      | 33    | 40,251      | 68,694      |
| Fire protectors                | 1   | 4,000       | 7     | 2,859       | 9,500       |
| Flour                          | 167 | 5,512,868   | 848   | 776,846     | 12,747,842  |
| Foundries                      | 6   | 141,776     | 80    | 62,385      | 170,974     |
| Fur garments                   | 4   | 73,500      | 79    | 38,930      | 196,373     |
| Furniture                      | 12  | 494,600     | 157   | 85,662      | 397,157     |
| Furniture casters              | 1   | 95,000      | 19    | 8,832       | 59,429      |
| Gas and electricity            | 65  | 13,574,373  | 720   | 701,248     | 3,018,732   |
| Gloves and mittens             | 1   | 2,500       | 3     | 300         | 1,500       |
| Greases                        | 2   | 108,000     | 11    | 10,258      | 54,320      |
| Hardware                       | 10  | 340,100     | 71    | 28,625      | 199,942     |
| Harness and saddles            | 49  | 356,150     | 232   | 150,104     | 1,528,350   |
| Hats                           | 1   | 5,000       | 9     | 8,950       | 22,500      |
| Ice                            | 5   | 622,350     | 125   | 82,448      | 362,934     |
| Ice cream                      | 13  | 225,279     | 80    | 53,315      | 288,494     |
| Ice machines                   | 1   | 195,500     | 49    | 32,000      | 229,900     |
| Incubators and brooders        | 8   | 392,400     | 356   | 246,426     | 1,065,544   |
| Interior metal house trimmings | 1   | 65,000      | 30    | 31,000      | 122,168     |
| Jewelry                        | 5   | 18,809      | 30    | 27,970      | 56,753      |
| Keys                           | 1   | 600         | 1     | 400         | 4,000       |
| Lamp burners                   | 1   | 2,000       | 9     | 3,512       | 9,786       |
| Lightning rods                 | 3   | 108,000     | 12    | 8,444       | 132,000     |
| Live stock remedies            | 2   | 5,300       | 4     | 1,350       | 5,121       |
| Macaroni                       | 1   | 50,000      | 24    | 5,756       | 41,877      |
| Malt                           | 1   | 150,000     | 14    | 11,180      | 256,327     |
| Mattresses                     | 2   | 72,000      | 25    | 15,246      | 75,190      |
| Metal packing                  | 1   | 73,800      | 22    | 18,620      | 41,913      |
| Mica                           | 1   | 8,404       | 80    | 20,836      | 89,407      |
| Mirrors                        | 1   | 4,000       | 9     | 4,800       | 18,000      |
| Monuments                      | 19  | 201,711     | 80    | 90,371      | 299,184     |
| Motor cars                     | 2   | 155,499     | 230   | 207,437     | 963,836     |
| Musical instruments            | 1   | 50,000      | 11    | 5,489       | 49,400      |
| Nursery stock products         | 2   | 115,000     | 81    | 31,600      | 130,600     |
| Oxygen                         | 1   | 5,000       | 1     | 1,092       | 6,000       |
| Paints                         | 7   | 833,110     | 192   | 116,197     | 876,802     |
| Paste                          | 2   | 2,350       | 3     | 1,476       | 6,076       |
| Planing mill products          | 19  | 382,695     | 404   | 283,863     | 877,296     |
| Plating                        | 6   | 23,200      | 24    | 15,831      | 41,662      |
| Poultry roosts                 | 3   | 5,150       | 8     | 2,756       | 4,665       |
| Printing                       | 120 | 2,469,577   | 1,550 | 1,358,659   | 2,859,786   |
| Roofing                        | 1   | 1,000       | 2     | 375         | 8,200       |
| Saddles                        | 1   | 18,000      | 4     | 2,300       | 48,000      |
| Sad irons                      | 1   | 75,000      | 10    | 4,000       | 391,499     |
| Seeds                          | 23  | 129,400     | 149   | 83,961      | 1,304,254   |
| Sheet metal ware               | 6   | 362,107     | 782   | 321,028     | 92,567      |
| Shirts                         | 1   | 75,000      | 23    | 22,470      | 100,432,589 |
| Signs                          | 1   | 75,000      | 23    | 22,470      | 50,208      |
| Slaughtering and meat packing  | 6   | 36,801,102  | 6,640 | 4,887,242   | 7,500,000   |
| Shot and lead                  | 1   | 54,000      | 3     | 2,992       | 175,400     |
| Smelting                       | 1   | 2,500,000   | 626   | 306,714     | 347,317     |
| Soap                           | 2   | 76,000      | 25    | 12,250      | 286,073     |
| Soft drinks                    | 41  | 382,550     | 133   | 74,911      | 131,932     |
| Sorghum and syrup              | 3   | 130,500     | 49    | 20,808      | 1,067,153   |
| Spectacles                     | 3   | 115,500     | 48    | 36,929      | 90,000      |
| Spices and extracts            | 10  | 123,800     | 105   | 56,692      | 37,740      |
| Sprays and dips                | 2   | 69,065      | 13    | 15,070      | 77,300      |
| Stamps and stencils            | 3   | 15,500      | 15    | 15,838      | 15,989      |
| Stoves                         | 2   | 255,000     | 74    | 49,700      | 198,600     |
| Starch                         | 1   | 10,000      | 5     | 1,302       | 230,236     |
| Steam boilers                  | 2   | 110,000     | 101   | 45,040      | 557,469     |
| Stock foods                    | 5   | 92,750      | 52    | 37,727      | 1,310,810   |
| Structural iron                | 6   | 401,550     | 340   | 212,699     | 17,916      |
| Sugar, beet                    | 2   | 1,750,000   | 630   | 261,362     | 36,470      |
| Tanks                          | 1   | 6,500       | 12    | 7,279       | 244,576     |
| Tannery                        | 1   | 5,000       | 18    | 7,610       | 80,000      |
| Tents and awnings              | 6   | 123,000     | 77    | 46,826      | 34,000      |
| Tin cans                       | 1   | 30,000      | 37    | 15,000      | 15,850      |
| Trucks                         | 1   | 20,000      | 22    | 12,000      | 10,000      |
| Trunks and suit cases          | 2   | 25,000      | 10    | 6,196       | 2,025       |
| Umbrellas                      | 1   | 3,000       | 5     | 2,025       | 800         |
| Violins                        | 1   | 1,000       | 3     | 800         | 47,160      |
| Vinegar and cider              | 4   | 272,956     | 120   | 47,160      | 3,982       |
| Wigs                           | 2   | 5,500       | 7     | 246,215     | 7,696       |
| Windmills                      | 5   | 846,300     | 396   | 246,215     | 7,696       |
| Wire works                     | 3   | 4,700       | 14    | 7,696       | 7,696       |

St. Louis  
Superior  
York

# LINCOLN RAILROAD BUSINESS FOR THE YEAR 1913

The following is the record of Lincoln business transacted by the different railroads centering here, for the last year. The business of each road is given by itself and then the grand summary made. Record is given of the cars of both state and interstate shipments for each road, the tonnage handled, and the revenue for the same. The passenger business is made a separate item, giving the state and interstate business each, and the total for the combined.

It will be seen that the total revenue from all freight and passenger traffic for 1913 was \$3,735,029.98. This compares with the total revenue for the year ending June 30th, 1912, when the total revenue was \$3,312,041.94. For the year ending 1911 the total was \$3,278,433.00.

It will be seen from this that the volume of business transacted by the railroads centering in Lincoln is increasing year by year, and that notwithstanding some unfavorable conditions during the last year, there was an increase of nearly one-half million dollars in the volume of business in 1913, compared with 1912.

The following is the record by roads, and also the summary of all roads:

## SUMMARY ALL ROADS.

### Freight Forwarded.

|                           | Cars.        | Tons.          | Revenue.            |
|---------------------------|--------------|----------------|---------------------|
| State shipment .....      | 4,562        | 165,364        | \$596,250.64        |
| Interstate shipment ..... | 2,281        | 68,464         | 401,489.11          |
| <b>Total .....</b>        | <b>6,843</b> | <b>233,828</b> | <b>\$997,839.75</b> |

### Freight Received.

|                           | Cars.         | Tons.          | Revenue.              |
|---------------------------|---------------|----------------|-----------------------|
| State shipment .....      | 8,495         | 327,712        | \$ 400,808.10         |
| Interstate shipment ..... | 19,861        | 552,410        | 1,299,000.85          |
| <b>Total .....</b>        | <b>28,356</b> | <b>880,122</b> | <b>\$1,699,808.95</b> |

**Total in and out shipments..... 35,199      1,113,950      \$2,697,648.70**

### Ticket Sales.

|                    |                       |
|--------------------|-----------------------|
| State .....        | \$ 601,762.98         |
| Interstate .....   | 435,618.30            |
| <b>Total .....</b> | <b>\$1,037,381.28</b> |

**Total revenue Lincoln freight and passenger traffic, 1913.....\$3,735,029.98**  
**Total revenue Lincoln freight and passenger traffic, 1912..... 3,312,041.94**

**Increase for 1913.....\$ 422,988.04**

There is an increase for 1913 in this record, compared with 1912, in both passenger receipts, revenue from freight, tonnage carried, and number of car lots. For the year ending June 30th, 1913, as shown above, the car lots received and forwarded totaled 35,199. For the corresponding date, 1912, the total cars in and out were 31,637.

Passenger traffic for the year ending June 30th, 1912, was \$984,258.83.

Passenger traffic for the year ending June 30th, 1913, as shown above, was \$1,037,381.28. Both the growth and the magnitude of the passenger business centered in Lincoln is shown in the receipts for tickets alone last year of over one million dollars (\$1,000,000).

**RAILROAD BUSINESS IN NEBRASKA, 1913.**

The annual reports of the different railways doing business in Nebraska are for the end of their fiscal year, June 30th, 1913. These reports, filed with the Nebraska State Railway Commission, go into great detail in regard to their volume of business in different lines. From these reports filed with the commission the following is the record on Nebraska business transacted by the different roads for the year ending June 30th, 1913. This is the record of freight and passenger receipts and their totals, these being entirely on Nebraska business and not including the larger part of their business, which is interstate business.

The record for the roads for the year above named is as follows:

|                         | Freight.              | Passenger.            | Total.                 |
|-------------------------|-----------------------|-----------------------|------------------------|
| St. J. & G. I.....      | \$ 47,239.21          | \$ 98,215.52          | \$ 145,454.73          |
| C., St. P., M. & O..... | 523,164.86            | 339,538.62            | 862,723.48             |
| C., R. I. & P.....      | 128,311.60            | 166,155.14            | 294,466.74             |
| Union Pacific .....     | 1,908,825.72          | 1,291,766.43          | 3,200,592.15           |
| C., B. & Q.....         | 3,888,909.35          | 2,633,498.91          | 6,522,408.26           |
| Missouri Pacific .....  | 294,345.17            | 203,183.92            | 497,529.09             |
| C. & N. W.....          | 1,954,583.85          | 1,142,504.22          | 3,097,088.07           |
| <b>Total .....</b>      | <b>\$8,745,279.76</b> | <b>\$5,874,862.76</b> | <b>\$14,620,262.52</b> |

For comparison, the following is the record of strictly freight and passenger business done by the same lines of railroad in Nebraska for the year ending June 30th, 1912, state business:

|                         | Freight.               | Passenger.   | Total.        |
|-------------------------|------------------------|--------------|---------------|
| St. J. & G. I.....      | \$ 41,608.21           | \$ 99,036.65 | \$ 140,644.86 |
| C., St. P., M. & O..... | 539,280.84             | 322,229.26   | 861,510.10    |
| C., R. I. & P.....      | 112,616.39             | 157,198.63   | 269,815.02    |
| Union Pacific .....     | 1,692,164.96           | 1,185,093.04 | 2,877,258.00  |
| C., B. & Q.....         | 3,488,267.39           | 2,491,215.56 | 5,979,482.95  |
| Missouri Pacific .....  | 279,582.69             | 167,616.55   | 447,199.24    |
| C. & N. W.....          | 1,972,678.24           | 1,087,577.24 | 3,060,255.48  |
| <b>Total .....</b>      | <b>\$13,636,165.65</b> |              |               |

It will be seen from this comparison that the different railroads in Nebraska have been doing a much larger volume of business in strictly state business than they did for the year ending June 30th, 1912—a million-dollar increase. Every railroad in the state shows an increase in its total volume of freight and passenger business in state traffic. This is a remarkably good showing in the face of some conditions which have existed which have had a tendency to greatly reduce railroad traffic.

The figures are not available for the volume of interstate business transacted by the different railroads in the last year. Owing to the lateness of reports being received, the State Railway Commission have not these figures yet compiled. For the year ending June 30th, 1912, the different railroads in the state did a total business of forty million dollars (\$40,000,000) in round numbers in interstate business. It is evident from the good increase in state business that the roads will make an increase on interstate business, so that the total of both interstate and state traffic made for the year ending June 30th, 1912, and amounting in round numbers to fifty-three million dollars (\$53,000,000) will be exceeded by the combined record for the year ending June 30th, 1913, when the totals are made up.

On freight forwarded in state business, this is the carload record for the three years:

|                          | 1911   | 1912   | 1913   |
|--------------------------|--------|--------|--------|
| Cars wheat .....         | 9,405  | 12,044 | 15,476 |
| Cars corn .....          | 20,847 | 15,991 | 13,519 |
| Cars grain products..... | 10,498 | 8,064  | 9,215  |
| Cars live stock.....     | 71,504 | 72,288 | 65,380 |
| Other cars .....         | 76,143 | 70,639 | 79,888 |

Interstate freight forwarded:

|                          | 1911   | 1912   | 1913   |
|--------------------------|--------|--------|--------|
| Cars wheat .....         | 21,366 | 19,675 | 26,710 |
| Cars corn .....          | 34,312 | 28,498 | 18,175 |
| Cars grain products..... | 18,459 | 16,217 | 16,576 |
| Cars live stock.....     | 50,607 | 48,023 | 44,621 |
| Other cars .....         | 54,446 | 58,837 | 63,012 |

On freight received, the following is the record in car lots on strictly state business:

|                                    | 1911   | 1912   | 1913   |
|------------------------------------|--------|--------|--------|
| Cars lumber .....                  | 8,077  | 4,821  | 2,773  |
| Cars lime, cement and sand.....    | 16,744 | 15,613 | 15,256 |
| Cars grain and grain products..... | 35,723 | 32,297 | 37,047 |
| Cars coal .....                    | 2,312  | 2,166  | 1,571  |
| Cars live stock.....               | 71,160 | 72,175 | 66,224 |
| Other cars .....                   | 49,920 | 49,632 | 59,445 |

Freight received, car lots, interstate business:

|                                    | 1911   | 1912   | 1913   |
|------------------------------------|--------|--------|--------|
| Cars lumber .....                  | 28,941 | 22,089 | 25,361 |
| Cars lime, cement and sand.....    | 8,645  | 8,676  | 9,191  |
| Cars grain and grain products..... | 5,180  | 5,945  | 11,049 |
| Cars coal .....                    | 63,623 | 71,062 | 73,790 |
| Cars live stock .....              | 33,775 | 33,217 | 32,614 |
| Other cars .....                   | 72,460 | 73,775 | 80,835 |

These figures are interesting in showing the number of full car loads of freight that railways handle in this state in a year, and when is considered with this all the other traffic moved by the roads, some idea is gained of the magnitude of car movement in Nebraska in a year.

#### HOME INSURANCE.

In the face of efforts made to secure legislation inimical to its development, home insurance continues to be a growing factor as one of the most important lines of home business. Some day the people of Nebraska will awake to the tremendous importance it is to develop and build home companies and keep the vast sums of money that go away from home for life protection at home and in this state.

Lincoln is the center of Nebraska home insurance and with the exception of the city of Des Moines, is the largest insurance center in the entire west. In accident and life insurance its growth and development in these lines has been marked successful and home companies more and more are becoming large factors in the city's development. Warfare made upon home fire companies in Nebraska has caused practically all fire companies except mutual ones to go out of business. It is one of the important things in discussing home insurance to remember that the animosities that have practically destroyed home fire insurance in the state would like to secure the same results in the life and accident field. Life and accident insurance in Nebraska now gathers in this state millions of dollars annually in premiums and this money is kept at home and doing business at home. Nothing contributes more to state building than these home companies and in the city of Lincoln alone the total premium receipts for 1913 will reach some \$3,000,000. These receipts coming to the city go into bank clearings, go into the employment of a large number of people whose homes are here and the moneys received are disbursed from this city and the reserves and surpluses of the companies go directly into Nebraska investments in Nebraska farm loan mortgages.

Two of the home life companies, the Bankers Life and Security Mutual Life company have their home office buildings in Lincoln, two of the largest public buildings in the city. In this way these companies are still more contributing to home building and development.

The Union Fire Insurance company is one of the fire companies that has maintained itself in a steady increase in volume of business and it is probably the largest home fire company doing business in Nebraska. Mutual companies are steadily increasing their field of activities and there is no more satisfactory growth to be recorded in any department of Lincoln's activities than the energetic way in which its home insurance companies are moving forward.

THE TRADE REVIEW

NEBRASKA'S GREAT RECORD OF PRODUCTION

FROM THE SOIL IN 1912.

|   |                      |
|---|----------------------|
| Corn .....                                | \$94,675,000         |
| Wheat .....                               | 47,268,500           |
| Oats .....                                | 19,747,000           |
| Hay .....                                 | 32,779,568           |
| Alfalfa .....                             | 21,818,490           |
| Barley, rye and cane.....                 | 3,077,509            |
| Potatoes .....                            | 7,552,000            |
| Horses .....                              | 22,531,178           |
| Mules .....                               | 2,754,986            |
| Cattle .....                              | 22,739,985           |
| Poultry and eggs .....                    | 38,450,200           |
| Hogs .....                                | 45,930,405           |
| Dairy products .....                      | 36,550,240           |
| Seeds .....                               | 6,650,240            |
| Apples .....                              | 7,378,899            |
| Sugar beets and canning products.....     | 6,240,125            |
| Forage, minor garden and field crops..... | 12,435,155           |
| <b>Total production, 1912.....</b>        | <b>\$428,580,080</b> |
| <b>Total production, 1911.....</b>        | <b>400,617,140</b>   |
| <b>Total production, 1910.....</b>        | <b>402,145,536</b>   |
| <b>Total production, 1909.....</b>        | <b>402,579,085</b>   |
| <b>Total production, 1908.....</b>        | <b>361,451,012</b>   |
| <b>Total production, 1907.....</b>        | <b>282,272,279</b>   |

The year 1912 has been one of marked prosperity both in volume and value of the products from the soil in this state. It will be seen that the total record of production exceeds that of the year before and also shows that value of products in Nebraska is moving upward year by year. For ten years, The Annual Review Edition of this paper has compiled and published from the best sources of information available the record of what this state is doing in the productive line. Not alone the estimates of either government, state or individual compilations are used, but those records which seem to have the best authority are given first consideration. In all compilations the aim is to have the summary conservative and so that it will be recognized as a conservative authority, with no effort to enlarge upon the best record as secured. With each year there are changes in the items; prices vary at which crops are sold; stock values increase and decrease, and stock production as well as crop production varies. In estimating values of both crop and stock production for the year on the average, more conservative values have been placed on these items than were placed on them by the State Bureau of Statistics or by the government statisticians. The record that Nebraska is making year by year is strong enough and emphatic enough when measured along the most conservative lines to satisfy the most enthusiastic believer in this state and in its possibilities.

# Lincoln Trade Review

PUBLISHED WEEKLY BY H. M. BUSHNELL

Office: Fraternity Building, 13th and N Streets, Lincoln, Nebraska  
Telephone: Auto 1295

SUBSCRIPTION RATES, \$1.00 PER YEAR

Entered June 9th, 1902, at Lincoln, Nebraska, as Second Class Mail Matter,  
under Act of Congress of March 8, 1879

LINCOLN, NEBRASKA, JANUARY 24, 1914.

## BUSINESS PROSPECTS EXCELLENT.

It is early in the year and the month of January is only about two-thirds gone, yet, notwithstanding that the first January days are all days of readjustment, business has started out with the month in practically all wholesale lines in Lincoln, in a most satisfactory way. In other words, trade is excellent, collections are reported fully as good as the average and every indication points to a re-establishing of new and larger totals for the wholesale business in Lincoln in 1914.

Undoubtedly national legislation has had some hindering features to business generally in the last six months. This has not been so noticeable or appreciable in this territory as in eastern sections of the country, but there is always a line of sympathy running through business generally that has its effect. The fact that business is starting out so satisfactory in this territory with January, does not depend upon what conditions may be in other sections of the country, but at the same time it is evident that the better feeling that is coming eastward, is at least having a strengthening effect generally over the country.

In some lines of retail trade, unusual weather conditions have contributed to certain dullness but this is generally balanced by larger business in other lines. It is probably true that when coal bills run light and demands for heavy clothing do not exist, that there is more liberal buying on the part of consumers in the staple things in food lines than there would be if expenditures had to be increased in other lines. Low prices in sugar; reasonable prices in coffee, canned vegetables at low prices and fruits generally, at least no higher values than have prevailed for months, are influences to a more noticeable larger trade in these lines of staples.

The settling of tariff and currency questions are certain to bring stable results in business and, notwithstanding that there have been narrow crops in some sections in the Missouri valley territory, prices have been such that good money has been realized and the anticipated closeness in times on that account have not materialized. Another influence towards steady and stronger business is, that with present weather conditions, there has been such an abundance of rainfall in this territory, that it gives unusual promise for a large crop production the present year. Especially is this true of winter wheat which, going into the winter in unusually good condition, has had those good conditions increased by the unusual amount of moisture that has fallen since the fall months.

There are abundant evidences that with the settling of the currency question, money is going to be much more available for business development in the future than it has been in the past. This is going to re-awaken activity in many of the larger business lines; transportation companies will be equipping themselves more than ever for the future. There will be a branching out in building construction; there will be more disposition for general expansion in trade than has existed through the months when uncertainties caused banking and financial interests to row closely to shore. Altogether, there has not been a January in a number of years in this locality that has given more signs of increased and re-awakened business than January is giving us at the present time.

## AN AGRICULTURAL REGIONAL BANK.

Congressman Maguire from this district in an interview with Secretary McAdoo, who is one of the committee to locate regional banks, presented facts concerning Lincoln as a location for one of these banks and he touched upon a line of large importance in making his argument. In speaking of Lincoln as a proper point for a bank, Mr. Maguire emphasized the opportunity that Lincoln presented for the locating board to put one bank at least in a strictly agricultural center so that in its growth and development it would be largely an agricultural bank, that is the business and resources behind it would be more typically agricultural than would be any other regional bank located.

It is worth while for the locating committee to think of this feature of the case. The new financial law is not established for the purpose of centralization of financial matters in a few places. The spirit of the new law is directly the opposite of this. It is a law to give every section of the country service according to its industrial conditions. For that reason a bank located in an agricultural district would be carrying out some of the fundamentals which underlie the new law.

Heretofore, the national banking business has grown with the years into a great leaning proposition on the part of the thousands

of different banks. The old law itself and the interpretation of it and its working out in practice has developed the leaning proposition to an extent wholly beyond conception when the national bank act went into effect some fifty years ago. It became so that New York City was made a private center. Other cities surrounding it leaned toward it and the smaller cities leaned to the few larger cities that rested on New York and out from the smaller cities what are known as country banks, leaned in their turn on these smaller cities so that the whole system became a leaning process.

The new banking and currency law inherently will revolutionize this condition. Whatever leaning is done will be distributed to as many points as there are regional banks but in reality there will be no occasion for any leaning in the future because every bank will stand upon its own merits, doing business with its regional bank, standing up alone and independent by itself. Naturally, bankers who all their lifetime have grown up in the leaning system that has been in vogue, look somewhat askance upon the proposition of standing erect by themselves but they will overcome this and the more that they see the advantages that will come through individual independence, the more appreciation will grow for the new banking act.

## COMMERCIAL CLUB SECRETARIES' MEETING.

Next week the commercial club secretaries of the state who have their separate organization, will hold their annual meeting in this city. These secretaries are the real workers in their different clubs when it comes to carrying out details and plans that clubs as a whole may adopt for development and improvement work, and their meeting together will give them opportunity to find how others are doing things and to post themselves upon new and better methods for community work. It will be an important meeting and there ought to be at least one hundred of the wide awake clubs represented by their working official.

Commercial clubs have become great factors in local development and they are having an increased influence in matters of state development, matters of public policy for the state, and, indirectly at least, hold a great influence for good government in the state. Locally, commercial club organizations have brought business men together in the different towns and inculcated a neighborly feeling and developed team work in localities where before such organizations were made, every man was pulling for himself and in a large way, in opposite directions.

What commercial clubs have done for their local communities, they can do in a large way for the state through the state organization of commercial clubs and through the organization of club secretaries, the organization meeting here the coming week. In a broad way, every club can do a part in developing the resources and the business of Nebraska. Every club can contribute to an era of better feeling between the large interests which enter into commercial life in all its different ramifications. Come to the meeting, therefore, in this city next week from your different clubs. If clubs have not arranged to see that their secretaries are in attendance at the meeting, there is yet time enough to make such arrangements. It is really too much, in many instances, to ask secretaries to lose the time and expense of attending the meetings, but it is worth while over and over to every organized club to have their official present and it is to be hoped that this may be thoroughly understood so that the meeting here next week may be the largest in numbers with the consequent result that it will be the largest in influence and make for larger things for the future in commercial development.

## THE REAL TEST FOR REGIONAL BANKS.

Secretary McAdoo has stated this week while in Chicago, that in the location of the eight to twelve regional banks, the test will be one of service, not one of political pull, not one necessarily of the size of cities but the locations will be determined and preference given to the localities that can best serve the community in which they are located.

What is the largest service that a city can give to the regional bank; it is not the volume of capitalization because all banks are required to take their proportionate part in capitalizing regional banks. It is not a question of how wealthy a city is or how large its industries. It is, rather, the question as Secretary McAdoo stated, of service and service means speed and accommodation in the transaction of business.

What city will best accommodate a large territory? That is an important question and what city can save the most time and give the shortest responsive service to banks doing business through a regional bank? That is the largest question in the whole catalog. Much as large cities may dislike to see less pretentious places selected and however much these cities may ridicule the smaller places, if the lesser cities of population can give the service and can save time and money to the banks incorporated in their regional territory, that city, under the interpretation of Mr. McAdoo will be selected. Herein rests whatever part Lincoln may have for a regional bank, for shorn of all boom features, such as other cities are indulging in to make an impression in order to secure a regional bank, when it comes down to the cold facts of service, Lincoln in this

great central agricultural territory can and will make the best showing of any of them.

Hundreds of thousands of dollars will go to and from the regional banks in checks and drafts and commercial paper, the regional bank being almost, primarily, a great clearing house. More banks can clear their exchanges through a regional bank in Lincoln in a shorter time and at less expense than in any of the competitive cities in this territory. In the moving of commercial transactions from west to east, as they move largely, the greater part of the tributary territory to the Missouri valley bank will be to the westward and coming from the west to the east, there is a clear advantage of from twelve to twenty-four hours in effecting bank clearings through a regional bank in Lincoln over what there would be were such bank located in Omaha or Kansas City.

Iowa is almost unanimously asking that it be put in the Chicago regional bank and if that be accorded to that state, then the Missouri river will be the eastern boundary of a district and there will be seriously considered in this district, Kansas City, Lincoln and Denver as possible points for the regional bank. It is not generally regarded that Omaha will be seriously considered in the matter at all. Its antagonism to its own neighbors, as evinced in its ridicule and belittlement of Lincoln as an applicant, will alone cause the locaters of the regional banks to question whether a community, with a commercial spirit of that kind, could or would do justice to its surrounding territory were it designated as a bank location.

Denver is to the westward and the great objection to making that a regional bank center, is the very limited local field of business and the further fact that all business would have to be turned out of the natural channels to move westward instead of eastward and service would be of the poorest kind for a great majority of the banks in the three or four states in this territory.

Too many of the cities are approaching the question of securing a regional bank through the boom spirit. When the decision comes locating these banks, it will not be a question of which city can make the greatest showing as a boom city, but the question will be settled according to the cities which can show the most adaptability for real service.

#### FREEDOM IN BUSINESS.

President Wilson, on Tuesday of this week, delivered his message to congress on the trust question and its control in future. Of all the messages that the president has given since he went into office, less than a year ago, none have struck such universal approval as this, his last message.

Freedom for business was the key note and business peace through a cessation of warfare of large business on small business through bringing all together to live under a common law that would give justice to all, was his plan as he read his message to congress. There was nothing in the message to which honest business could in any way take exception; nothing to frighten or discourage legitimate business enterprise in any lines, and one of the striking features in regard to the reception of the message, was the way big interests themselves gave it approval through interviews published since that time in the metropolitan press of the country.

There are some things that the president wants done and effectually done, and these things, all reasonable men see, ought to be done and will injure no legitimate, responsible business. The interlocking of directorates of great corporations in different lines of business, he declares, should be abolished through legislation. A law to confer upon the interstate-commerce commission the power to regulate the financial operations of transportation companies so that they can secure money when needed for proper development, was another of his recommendations that meets with no word of censure. He asks that there be legislated into the Sherman law, explicit definitions regarding, what is restraint of trade? He advocates the punishment of individuals responsible for unlawful business, rather than the fining of corporations which carries with it no punishment at all. And the most important of all his recommendations, is the creation of a commission to aid or act as a clearing house of information in helping business to conform with the laws.

With each recurring message on great problems that the president delivers, there is increased evidence of the grasp that he has on the great problems subject to government control and regulation. The largeness of the president in his conception of these propositions grows more and more apparent and after tariff legislation and after the currency question has been settled, it is a matter of congratulation that the president has put before congress the true needs of legislation necessary to bring business peace and with business peace, business prosperity. In presenting these measures, it is a matter of congratulation that all interests touched by his proposed remedies, see the wisdom of reaching conclusions along those lines and endorse and support the president's plans of settlement. This is only another and an added indication that this country is entering upon an era of business confidence and progress through the settlement of questions that have long caused dissention and been a direct hindrance to that advancement which the people of this country are entitled to make.

## J. C. RIDNOUR CO.

WHOLESALE

*Notions, Underwear, Hosiery, Overalls, Shirts*

We are prepared to fill all orders with the greatest promptness. We are equipped to meet your wants in *Sweater Coats, Underwear, Gloves and Mittens* with immediate shipments on your hurry orders by mail or phone. Let us know your wants in these lines. Our location 813 O Street.

J. C. RIDNOUR CO.

Why Pay High Prices for Butter When You Can Get

**JELKE'S GOOD LUCK**  
OLEOMARGARINE

at less Price and Equal in QUALITY to the Best Butter

TRY IT

**STACY BROS. FRUIT CO.**

LINCOLN

Sole Agents for Nebraska

## BEFORE YOU BUILD

Get prices for your building material from the Largest Exclusive Dealers in Building Material in the United States, that is us.

We also do Marble, Mantle and Tile Work.

### NEBRASKA MATERIAL COMPANY

120 No. 12th St., LINCOLN, NEBR.

## Electric Lighting

If you are building, if you are remodeling have your house wired for electricity.

It is the cleanest, coolest, handiest light known.

Let us figure with you--  
Call or Phone B2541

## Lincoln Traction Co.

27/5

LINCOLN AS A FEDERAL RESERVE CITY.

(a)

The selection of Lincoln as a Federal reserve city under the new banking act, happily meets every requirement of the law, and is in the closest harmony with the spirit of the enactment.

Lincoln is not now the largest city in population, within any proposed Federal district, that will include the state of Nebraska. This is not important.

(b)

Under the <sup>old</sup> banking law, ~~the purpose and~~ the purpose and experience has been to collect and hold the financial resources of the country in large cities: to establish and maintain a great money center. In framing the present law strenuous efforts were made to incorporate the idea of one great central bank. After a thorough consideration and discussion this idea was rejected and in its stead the plan of regional banks and segregation of banking capital and resources adopted.

Hearing Lincoln Neb.  
Jan 24, 1914.  
Ex 5 witness Alberto Field  
Fred P. Barnett  
off. & ten.

It is the purpose of the new law to make equally available, to all sections of the country, and to all businesses, financial banking opportunities and facilities.

In harmony with the more equal distribution to all sections, contemplated in the financial legislation are the accomplishments that have been realized and many more that will follow along the lines of abolishing artificial traffic rates and regulations, arrangements like that which has given to points located on the Missouri River arbitrary, beneficial rates and privileges, while rates to interior points, from the east, have been equally arbitrarily fixed, at the Missouri River rate, plus local rates from river to interior points, and from the west the river rate plus local rates back.

These conditions have been somewhat remedied and will be completely changed until every locality will enjoy the natural advantages of its location. <sup>different</sup> Relative business importance and population will ~~follow~~ <sup>result</sup> Lincoln is experiencing some of the benefits from evils already corrected and presents you a population within the territory served by its street cars of between 60 and 70 thousand

population. *c/*

*d* The law requires that "districts shall be apportioned with due regard to the convenience and customary course of business."

The maps and exhibits that have been accurately and carefully prepared and placed before you show how fully and completely Lincoln meets these requirements, both as to mail facilities and accomodation of travel. *d/*

*e* More than ninety per cent of the national banks in Nebraska keep accounts with Lincoln banks, showing that making Lincoln a Federal reserve city would be following the customary course of business. *e/*

The natural course of trade, has in the past, in this part of the country been along east and west line and Lincoln is well situated to care for this trade. The future has other lines of commerce that should be taken into account in locating a reserve city. The opening of the Panama Canal will attract to the gulf ports a

large proportion of our agricultural exports. The traffic north and south will become an ever increasing item. Lincoln is the natural cross-road for this north and south traffic and its east and west traffic. <sup>f</sup> Already in southern fruits Lincoln is one of the largest distributing points. Large shipments of lumber, coal, cement, oil, salt, brick, glass- come from the south.

With our agricultural products seeking the oriental markets the north and south trade to and from this Federal district will grow in importance and should be considered. To handle the banking business growing out of this trade no city is more conveniently located.

This Federal district that must be made up in some way from territory from Nebraska, Kansas, Iowa, Missouri, South Dakota, Montana, Wyoming and Colorado will be of necessity overwhelmingly an agricultural district. <sup>f</sup>

a While the predominant interest in this Federal district will be agricultural, it is that interest <sup>which</sup> should be principally considered in the formation of this district and the location of the Federal reserve city. Nebraska stands out ~~as a representative~~ <sup>preeminently</sup> as a representative of purely agricultural interests. It has practically no mining interests. Its manufacturing interests are in their infancy: ~~where~~ its agricultural interests can be realized only by a consideration of its growth and the volume and value of its products. Nebraska produced in

|      |  |
|------|--|
| 1866 | 2,095,030 bushels of corn<br>257,839 bushels of wheat      |
| 1876 | 25,500,000 bushels of corn<br>4,330,000 bushels of wheat   |
| 1886 | 106,120,000 bushels of corn<br>17,400,000 bushels of wheat |
| 1896 | 298,509,000 bushels of corn<br>19,300,000 bushels of wheat |
| 1906 | 249,782,500 bushels of corn<br>52,288,692 bushels of wheat |

These figures are valuable as showing about the length of time it has taken Nebraska to bring her agricultural resources to the point they now are. The value of the agricultural products for the year 1912 given in detail and for the years 1907 to 1912 inclusive given in bulk, are shown by the following table:

FROM THE SOIL IN 1912

|                                      |              |
|--------------------------------------|--------------|
| Corn                                 | \$94,675,000 |
| Wheat                                | 47,268,500   |
| Oats                                 | 19,747,000   |
| Hay                                  | 32,779,568   |
| Alfalfa                              | 21,818,490   |
| Barley, rye and cane                 | 3,077,509    |
| Potatoes                             | 7,552,000    |
| Horses                               | 22,531,178   |
| Mules                                | 2,754,986    |
| Cattle                               | 22,739,985   |
| Poultry and eggs                     | 38,450,200   |
| Hogs                                 | 45,930,405   |
| Dairy products                       | 36,550,240   |
| Seeds                                | 6,650,240    |
| Apples                               | 7,378,899    |
| Sugar beets and canning products     | 6,240,125    |
| Forage, minor garden and field crops | 12,435,155   |

|                  |        |               |
|------------------|--------|---------------|
| Total production | 1912   | \$428,580,080 |
| "                | " 1911 | 400,617,140   |
| "                | " 1910 | 402,145,536   |
| "                | " 1909 | 402,579,085   |
| "                | " 1908 | 361,451,012   |
| "                | " 1907 | 282,272,279   |

In 1910 Nebraska had 129,678 farms, an increase of 8,153 or 6.7 % over 1900. Illinois shows a decrease of 4.6 % in the number of farms for the same period:

|           |       |          |
|-----------|-------|----------|
| Iowa-     | 5.1 % | increase |
| Missouri  | 2.7 % | decrease |
| Minnesota | 1%    | increase |
| Kansas    | 2.7 % | increase |
| Wisconsin | 4.3 % | increase |

Nebraska leading every northern state in the per cent of increase of her farms. During the same ten years Nebraska rural population shows an increase of 76,915, or an increase of 9.6%. For the same

|                                 |          |
|---------------------------------|----------|
| period Iowa shows a decrease of | 7.2%     |
| Indiana a decrease of           | 5.1%     |
| Missouri a decrease of          | 3.5%     |
| Illinois an increase of         | .3 of 1% |
| Michigan an increase of         | 2%       |
| Wisconsin an increase of        | 5.7%     |
| Kansas an increase of           | 7.3%     |
| Minnesota an increase of        | 7.7%     |

Nebraska in population also leading all other states in the percentage of its increase <sup>in</sup> farm population. *h*

*i* The value of agricultural wealth from the years 1900 to 1910, is shown by the annexed table: by which it appears that Nebraska in 1910 had reached the Fourth ~~Position~~ <sup>Place</sup> *of these products* in value and an increase during the last decade of 178.1 %, outstripping the other states who have an equal or greater agricultural wealth.

|          | 1910            | 1900            | Increase        | Pct   |
|----------|-----------------|-----------------|-----------------|-------|
| Illinois | \$3,905,321,075 | \$2,004,316,897 | \$1,901,004,178 | 94.8  |
| Iowa     | 3,745,860,544   | 1,834,345,546   | 1,911,514,998   | 104.2 |
| Texas    | 2,218,645,164   | 962,476,273     | 1,256,168,891   | 130.5 |
| Nebraska | 2,079,818,647   | 747,950,057     | 1,331,868,590   | 178.1 |

*j* The figures and tables <sup>lines</sup> given relate largely to the principal crops of corn and wheat. Along other lines a showing could be made equally as favorable ~~as~~ for Nebraska. In the item of fruit

alone the development of the industry has come to be a very important one for this state; and the output exceeds many of the states that make their principal claim as agricultural states <sup>dependent</sup> upon the production of apples. - But to go into a more exhaustive showing would carry this statement beyond reasonable length.

It is apparent that Nebraska stands among the leading agricultural states of the Union and that a recognition of the agricultural interests would be given by placing within her borders one of the reserve banks. It would afford to that industry an equal opportunity with other industries to procure the financial aid that at certain seasons of the year is always required in the harvesting and moving of crops.

In the dairy business it should not be overlooked that Lincoln is the original home of the largest creamery establishment in the country: and that its business in this line is not confined to a single company, but many others doing a large business at the

present time find their natural home in Lincoln. j/

(K) Lincoln has within its borders, a natural outgrowth of her agricultural position, large milling and flouring industries, which because of the facilities for procuring the grain and disposing of their output, make Lincoln their natural abiding place.

Because of the short time that has elapsed since Nebraska has developed its winter wheat industry it is certain that the manufacture of flour will be a growing business.

The same might be repeated of all the allied industries connected with agriculture. They need and require vast capital and the facilities for procuring the same, and at the time when they are ~~needed~~ <sup>all of which are</sup> essential to their proper growth.

It is believed to have been the purpose of this law to so distribute the financial resources of the country that the great interests of agriculture could and would be fostered and encouraged

and we submit that <sup>the</sup> ~~the~~ location <sup>of a reserve bank</sup> in the very heart of this great agricultural region would be the ~~most~~ practical and feasible way to promote and increase this particular industry. R/

In less than fifty years Nebraska has become one of the richest and most productive states in the union. In this summary of the agricultural resources of the state, no comparison with Nebraska's neighbors will be attempted. Doubtless in other cities of this region you have been informed concerning the wealth of Iowa, the resources of Kansas, and the fertility of Missouri and other states.

Nebraska occupies a commanding position in this great inland empire. Fifty years ago with her advantages unknown and her sources of wealth unexplored, the state was included in the region designated in the school geographies as the "Great American Desert". With but a million and a quarter of people within her borders, Nebraska's unlimited resources, when properly developed, insures homes for millions.

The year 1913 brought some disappointment to the farmers of the state. Yet from the soil last season there came an addition of more than \$281,000,000 to the wealth of the nation. The live stock production is not included in this estimate. The total is made up of the products of the field, the orchards, the dairies and the poultry yards.

Without considering the great live stock industry and disregarding for the time being the enviable record of the state's factories, let us consider the production record for the last ten years. Directly from the soil in the last decade came crops worth \$3,000,343,471. This is an annual production of \$300,034,347.

During the last ten years Nebraska produced alfalfa to the extent of 16,000,000 tons. If loaded into standard freight cars it would require 21,333 miles of track to hold the cars. If the average annual yield of the state was loaded in freight cars and shipped on a given day, the train loads of this product would extend from New York City to Portland, Oregon.

If Nebraska's average annual crop of wild hay was disposed of under similar conditions it would require a double track transcontinental railway to hold the double line of freight trains that would extend across the continent. The ten year yield of wild hay would fill 52,800 miles of freight cars.

Applying the same standard of measurement to the shipments of corn, 24,501 miles of railway would be required, while

*Hearing Lincoln, Neb. Jan. 22, 1914.  
Witness W. R. Mellor  
Near Plattsmouth  
off. sten.*

*Ex 20*

the annual string of freight trains would connect the cities of New York and Los Angeles.

Nebraska's yearly wheat crop requires 687 miles of freight cars to move it to market. This series of freight trains moving on three tracks, would reach from Washington, D.C. to New York City.

In the year 1910 Nebraska's farms, factories, ranches and orchards produced a grand total of \$694,713,851. Let us compare this result briefly with some of the big industries of the nation.

The gold mines of the United States and Alaska produced \$99,232,200 the same year.

The silver mines of the ~~United States~~ nation made a score of \$27,733,312.

The United States copper mines produced \$145,451,207.

The iron ore production was \$95,556,364.

Crude petroleum was valued at \$114,390,000.

The sugar output of the United States was \$52,696,389.

The tobacco crop of the nation was worth \$95,719,365.

The lead and zinc mines produced 60,875,563 .

The gold mines, the silver mines, the copper mines, the iron mines, the lead and zinc mines, the crude petroleum industry and the tobacco industry produced a grand total of \$691,491,399 in comparison with Nebraska's grand total. There is a balance in Nebraska's favor of \$3,059,452.

The government census of 1910 showed an average of \$1,714 in live stock on each Nebraska farm. In 1900 the valuation was \$1,196. The total value of all farm property per farm in Nebraska is given as \$16,038 in 1910 as compared with \$6,155 in 1900

During the year of 1913 the receipts of live stock at the South Omaha Stock Yards amounted to 88,141 cars. These shipments would fill a railroad 1,775 miles in length with freight cars loaded with Nebraska live stock.

This gigantic traffic was made up of the following ship-

|                |           |      |
|----------------|-----------|------|
| ments-- Cattle | 962,103   | head |
| Hogs           | 2,542,709 | "    |
| Sheep          | 3,222,133 | "    |
| Horses & Mules | 31,580    | "    |

Nebraska has the third largest horse market, the second largest sheep market, and the third largest live stock and

packing center in the world.

The 1910 value of live stock on Nebraska farms, according to the government census, was \$222,222,034.

The bank deposits of Nebraska furnish a reliable index to the prosperity of the farmers and business men of Nebraska. During the six months preceding December 1, 1913, the deposits in Nebraska banks averaged \$210,319,888, or about \$187.00 per capita.

An estimate of the agricultural production of Nebraska, exclusive of live stock, for the last ten years with the annual average for the ten year period, follows:

|                                       | Bushels       | Value            |
|---------------------------------------|---------------|------------------|
| Wheat, spring and winter.....         | 514,873,145   | \$408,352,973    |
| Oats .....                            | 662,679,752   | 210,803,152      |
| Rye .....                             | 26,714,919    | 15,351,846       |
| Barley .....                          | 31,253,021    | 13,032,780       |
| Corn .....                            | 1,966,267,336 | 950,501,720      |
| Speltz, estimated                     |               | 2,200,000        |
| Alfalfa, estimated .....              |               | 200,000,000      |
| Millet and Hungarian, estimated ..... |               | 22,300,000       |
| Sorghum, estimated .....              |               | 18,400,000       |
| Wild Hay, estimated .....             |               | 357,401,000      |
| Potatoes .....                        |               | 51,600,000       |
| Orchards .....                        |               | 62,400,000       |
| Miscellaneous crops .....             |               | 8,500,000        |
| Poultry and Eggs .....                |               | 169,000,000      |
| Dairy Products .....                  |               | 79,000,000       |
| Timothy .....                         |               | 9,000,000        |
| Pasturage and grass .....             |               | 410,000,000      |
| Ensilage .....                        |               | 10,000,000       |
| Wool .....                            |               | <u>2,500,000</u> |
| Grand total .....                     | 3,201,788,173 | \$3,000,343,471. |
| Average per year .....                |               | \$300,034,347.   |

As to the expansion of wealth in this great inland empire, it would be hazardous to venture a prediction concerning the progress of even the next decade. Agriculture is the unquestioned hope of the nation. Nebraska and her sister states are the leaders in the production of riches from the fertile soil of a territory whose resources are still but a matter of conjecture.

## 4.

The immense water power projects yet undeveloped, the unmeasured regions of valuable stone in the western sections of the state and many other important matters are now receiving the attention of the scientists. Land heretofore considered valueless has become valuable through the advances made by scientific agriculture.

As one who has encountered the practical problems connected with the development of farming in a county once considered on the Nebraska frontier, I confess my inability to indulge in prophecy. The imagery of the writer of romance has been far distanced by the progress of less than half a century. The gold seeking Spaniard entered the state seeking vast mines of the yellow metal. In 1912 the Nebraska poultry yards produced more wealth than all the gold mines of the United States. Of this we can be certain. The tremendous advancement of the next few years will tax to the utmost any system of finance devised by man. In adjusting the commerce of the country it seems just and right that first consideration should be given to the region where each year furnishes such a large quantity of the staple food products of the country.

ANALYSIS OF EARNINGS STATE OF NEBRASKA.

| ALL ROADS | FREIGHT TRAFFIC                          |                       |                 |   |                       |                 |   |                       |                  |
|-----------|--|-----------------------|-----------------|---|-----------------------|-----------------|---|-----------------------|------------------|
|           | Originating and Terminating in Nebraska. |                       |                 | Originating but not Terminating in Nebraska |                       |                 | Terminating but not Originating in Nebraska |                       |                  |
|           | Tons Carried                             | Tons Carried One Mile | Actual Earnings | Tons Carried                                | Tons Carried One Mile | Actual Earnings | Tons Carried                                | Tons Carried One Mile | Actual Earnings  |
| 1909 *    | # 2,584,010                              | # 236,928,210         | \$7,773,467.01  | #1,561,522                                  | # 180,780,064         | \$2,601,120.53  | # 3,180,293                                 | # 502,544,223         | \$ 15,495,928.86 |
| 1910      | 4,300,578                                | **385,701,694         | 8,210,975.92    | 3,799,557                                   | 488,324,034           | 5,857,691.01    | 6,489,038                                   | 818,321,408           | 8,651,820.24     |
| 1911      | 4,346,340                                | 416,057,135           | 8,365,647.93    | 5,176,396                                   | 628,627,435           | 7,325,729.34    | 5,437,670                                   | 831,835,581           | 7,734,791.37     |
| 1912      | 4,046,369                                | 365,742,308           | 7,617,681.25    | 4,811,117                                   | 582,496,480           | 5,983,466.75    | 5,385,908                                   | 786,891,453           | 6,987,498.65     |
| 1913      | 4,361,570                                | 416,382,820           | 6,272,380.40    | 3,394,770                                   | 384,731,748           | 4,694,997.23    | 7,564,765                                   | 1020,179,325          | 8,431,934.67     |

\* Does not include St. J. & G. I. Ry.

# Does not include C. B. & Q. R. R.

Mo. Pac. "Originating but not terminating in Nebraska" is included in "terminating but not originating in Nebraska" for all years.

\*\* Does not include Mo. Pac.

ANALYSIS OF EARNINGS STATE OF NEBRASKA

| ALL ROADS | FREIGHT TRAFFIC          |                       |                 |                                  |              |                       |                 |
|-----------|--------------------------|-----------------------|-----------------|----------------------------------|--------------|-----------------------|-----------------|
|           | PASSING THROUGH NEBRASKA |                       |                 | All Other Freight Train Earnings | TOTAL        | NEBRASKA BUSINESS     |                 |
|           | Tons Carried             | Tons Carried One Mile | Actual Earnings |                                  | Tons Carried | Tons Carried One Mile | Actual Earnings |
| 1909 *    | 2,335,290                | 795,843,034           | \$ 7,952,757.89 | 5,805.35                         | 9,661,115    | 1,716,095,531         | \$33,828,079.64 |
| 1910      | 5,023,911                | 1,623,950,452         | 14,992,200.79   | 5,624.03                         | 19,613,084   | 3,296,297,588         | 37,718,311.99   |
| 1911      | 4,864,568                | 1,574,195,785         | 14,413,116.93   | 5,742.30                         | 19,824,974   | 3,450,715,936         | 37,845,027.87   |
| 1912      | 4,814,788                | 1,526,549,135         | 13,283,992.44   | 3,965.62                         | 19,058,182   | 3,221,279,376         | 33,876,604.71   |
| 1913      | 5,236,629                | 1,675,620,442         | 13,809,928.19   | 7,380.56                         | 20,557,728   | 3,496,914,335         | 35,216,621.45   |

Mo. Pac. "passing through Nebraska" included in "terminating but not originating in Nebraska."

Union Pacific "passing through Nebraska" includes "originating and terminating in Nebraska" but passing through another state.

\*Figures for 1909 do not include the St. J. & G. I. or the C. B. & Q. except total actual earnings for the C. B. & Q. shown in the last column.

**COMPARISON OF TERRITORY**

**Based on 12 Districts**

**East and West of Mississippi River**

**Six Districts East**

|                  |                               |                        |                 |
|------------------|-------------------------------|------------------------|-----------------|
| <b>Boston</b>    |                               |                        |                 |
| <b>New York</b>  | <b>National Bank</b>          |                        |                 |
| <b>Pittsburg</b> | <b>Capital and Surplus</b>    | <b>\$1,307,000,000</b> | <b>= 74.76%</b> |
| <b>Baltimore</b> | <b>National Bank Deposits</b> | <b>\$4,355,000,000</b> | <b>= 72.00%</b> |
| <b>Atlanta</b>   | <b>Population</b>             | <b>60,835,000</b>      | <b>= 66.15%</b> |
| <b>Chicago</b>   | <b>Area Square Miles</b>      | <b>764,972</b>         | <b>= 25.72%</b> |

**Six Districts West**

|                      |                               |                        |                 |
|----------------------|-------------------------------|------------------------|-----------------|
| <b>St. Louis</b>     | <b>National Bank</b>          |                        |                 |
| <b>New Orleans</b>   |                               |                        |                 |
| <b>Lincoln</b>       | <b>Capital and Surplus</b>    | <b>\$ 476,000,000</b>  | <b>= 25.24%</b> |
| <b>Twin Cities</b>   | <b>National Bank Deposits</b> | <b>\$1,691,000,000</b> | <b>= 28.00%</b> |
| <b>Portland</b>      | <b>Population</b>             | <b>31,135,000</b>      | <b>= 33.85%</b> |
| <b>San Francisco</b> | <b>Area Square Miles</b>      | <b>2,208,918</b>       | <b>= 74.28%</b> |

to  
17

NATIONAL BANK CONDITIONS.

October 21, 1913.

| Total For          | No.         | Capital           | Surplus           | Deposits           |
|--------------------|-------------|-------------------|-------------------|--------------------|
| Colorado           | 126         | \$ 6,740,000      | \$ 3,162,854      | \$ 41,816,189      |
| Denver             |             | 3,600,000         | 3,938,000         | 37,118,963         |
| Pueblo             |             | 600,000           | 540,000           | 7,124,791          |
|                    |             | <u>10,940,000</u> | <u>7,640,854</u>  | <u>86,059,943</u>  |
| Idaho              | 55          | 3,495,000         | 1,553,343         | 19,874,330         |
| Iowa               | 341         | 18,695,000        | 7,759,438         | 115,812,655        |
| Cedar Rapids       |             | 600,000           | 411,000           | 3,290,098          |
| Des Moines         |             | 2,350,000         | 705,000           | 6,487,348          |
| Dubuque            |             | 600,000           | 130,000           | 2,450,063          |
| Sioux City         |             | 950,000           | 512,000           | Y 6,976,039        |
|                    |             | <u>23,195,000</u> | <u>9,517,438</u>  | <u>135,016,204</u> |
| Kansas             | 213         | 10,912,500        | 5,096,068         | 59,864,120         |
| Kansas City        |             | 500,000           | 300,000           | 2,699,499          |
| Topeka             |             | 400,000           | 200,000           | 3,282,703          |
| Wichita            |             | 500,000           | 555,000           | 4,330,454          |
|                    |             | <u>12,312,500</u> | <u>6,151,068</u>  | <u>70,176,776</u>  |
| Montana            | 59          | 5,200,000         | 2,784,445         | 38,008,144         |
| Nebraska           | 241         | 10,470,000        | 4,628,081         | 54,961,134         |
| Lincoln            |             | 1,000,000         | 330,000           | 4,626,486          |
| Omaha              |             | 3,700,000         | 2,870,000         | 28,350,914         |
| South Omaha        |             | 1,100,000         | 525,000           | 6,635,385          |
|                    |             | <u>16,270,000</u> | <u>8,353,081</u>  | <u>94,583,918</u>  |
| South Dakota       | 104         | 4,245,000         | 1,332,492         | 31,692,752         |
| Utah               | 23          | 3,555,000         | 461,000           | 8,156,360          |
| Salt Lake City     |             | 2,400,000         | 1,031,200         | 11,574,286         |
|                    |             | <u>3,555,000</u>  | <u>1,492,200</u>  | <u>19,730,646</u>  |
| Wyoming            | 30          | 1,735,000         | 1,177,500         | 14,047,563         |
| <b>GRAND TOTAL</b> | <b>1192</b> | <b>80,947,500</b> | <b>40,002,421</b> | <b>509,190,276</b> |

Hearing Lincoln, Neb.  
Jan 24, 1914  
Ex 17 witness L. C. Wetting  
Reed Barnett  
Off. Sten.

LINCOLN REGIONAL ZONE.

Territory Composed Of -

All of Colorado - All of Idaho - Western 1/5 of Iowa - Northern 1/5 of Kansas - Western 1/2 of Montana - All of Nebraska - South 1/3 of South Dakota - All of Utah - and all of Wyoming.

Estimated Population (1910 census) 4,104,930

Condition of Banks - October 1913.

| State         | No.        | N a t i o n a l      |                      |                       | No.         | S t a t e            |                      |                       |
|---------------|------------|----------------------|----------------------|-----------------------|-------------|----------------------|----------------------|-----------------------|
|               |            | Capital              | Surplus              | Deposits              |             | Capital              | Surplus              | Deposits              |
| Colorado      | 126        | \$ 10,940,000        | \$ 7,640,854         | \$ 86,059,943         | 224         | \$ 7,867,850         | \$ 2,863,350         | \$ 42,782,740         |
| Idaho         | 55         | 3,495,000            | 1,553,343            | 19,874,330            | 76          | 2,277,100            | 620,000              | 9,901,000             |
| Iowa          | 38         | 3,040,000            | 1,660,710            | 21,201,080            | 79          | 3,077,000            | 760,000              | 9,542,180             |
| Kansas        | 18         | 890,000              | 410,700              | 3,928,940             | 57          | 1,177,000            | 546,000              | 6,155,580             |
| Montana       | 31         | 3,525,000            | 2,328,000            | 29,116,820            | 66          | 5,060,000            | 1,700,000            | 25,846,360            |
| Nebraska      | 241        | 16,270,000           | 8,353,081            | 94,583,918            | 714         | 14,455,100           | 3,295,242            | 91,793,826            |
| So. Dakota    | 29         | 1,560,000            | 901,540              | 15,201,720            | 115         | 2,723,900            | 904,000              | 9,802,450             |
| Utah          | 23         | 3,555,000            | 1,492,200            | 19,730,646            | 90          | 5,815,440            | 2,015,000            | 42,187,150            |
| Wyoming       | 30         | 1,735,000            | 1,177,500            | 14,047,563            | 72          | 1,717,250            | 701,020              | 7,673,668             |
| <b>Totals</b> | <b>591</b> | <b>\$ 45,010,000</b> | <b>\$ 25,517,928</b> | <b>\$ 303,754,960</b> | <b>1493</b> | <b>\$ 44,170,640</b> | <b>\$ 13,404,612</b> | <b>\$ 245,684,954</b> |

Resume -

Capital and Surplus 70,527,928 Deposits \$ 303,754,960 \$ 57,575,252 \$ 245,684,954

National and State Banks Combined, Capital and Surplus \$128,103,180. Deposits \$549,439,914

We are asking for a Regional Bank at Lincoln

because we believe this city is geographically located to serve a territory contiguous, with sufficient capital and deposits to make such a bank financially a success. It will do this without any violation of the laws of trade and commerce and permit such laws to be operated under, with the least resistance. We are offering you as exhibits, three maps, dividing the territory of the United States into eight, ten and twelve regions respectively. By way of suggestion to your honorable body, our purpose is to demonstrate the feasibility and practicability of giving to the territory embraced and set forth as Lincoln territory the privileges of a regional bank.

It is our understanding that it is the intention of your Commission to divide the territory of the United States into certain regions regardless of the geographical boundaries of the states, but with the intent to facilitate the business that may flow to a regional bank with the least resistance to the natural trend of trade, and to conserve all interests, banking and otherwise, to the fullest extent. Acting upon this premise, we have outlined a territory in each of the maps offered that will furnish sufficient capital, surplus and deposits, not only to comply with the law and its requirements, but to make a bank successful financially in Lincoln.

These maps embrace the great plains country including the Missouri valley and all the great plain west over and into the mountains of Colorado, Wyoming, Idaho, Montana and South Dakota. We thus present a region, not only of contiguous territory, but largely given over to agriculture and stock raising as the principal industry,

*Hearing Lincoln, Neb.  
Jan 24, 1914  
Exp 1 witness R. S. Hall  
Fred R. Baruch  
Off. Sten.*

*Central Nat'l Bank  
Somoncobi, Mo.*

While within the bounds of the territory offered the mining industry plays some part, the principal products come from farming and stock raising. When you realize that the poultry and dairy business of Nebraska alone produces more wealth annually than the total output of the mines of Colorado and Wyoming combined, there is conveyed to you some idea of the predominance of agriculture in the regions embraced.

The history of the development of this western country shows that it was peopled by the flow of emigration from the east and ever as advancing civilization forced its way westward the products of field and farm, and factory, and mine found their market eastward, so that the flow of business and trade was along the lines of latitude east and west, holding good to this condition to, probably a line passing north and south through the city of Salt Lake, and ever as farms and villages and cities came into being in this western march of empire, the current of trade flowed eastward. This condition holds good today, increases in volume and becomes more pronounced as the plains and mountain country develops. This is clearly demonstrated in a study of the great railway lines that traverse this western country. An inspection of the maps offered you shows this clearly and comprehensively. The conditions of trade and commerce in the region proposed might be likened to the beating of the ocean surf on the shores of the sea where each succeeding wave beating on the shore drives back the shore line and with each ebb the waves grow larger in volume, and so, as the waves of emigration have swept across the plain and mountain, the return flow of trade has grown larger, until now there can be no question as to the direction of least resistance nor any

question as to the natural laws which govern the trend of trade.

In consideration of the foregoing, we contend that Lincoln is most advantageously situated as the home of a regional bank for the natural flow of all this trade to center in a regional bank situated in this city, complying with every law of trade, with the natural trend of business, and with the most natural and expeditious handling of bank items. We have here a city of 65,000 people in the heart of one of the richest agricultural regions in the west. In trade and sympathy and natural business connections, we are in close and intimate touch with all the western region that will pay tribute to a regional bank located here. North, south, east and west, in the territory embraced, the means of communication and transportation are so direct, convenient and practicable that no inconvenience or injury can be done to the interests lying in those directions. My colleague, who will explain the charts and maps tendered for your consideration, will demonstrate, we believe, to your entire satisfaction, that our contentions in this respect are borne out by an actual consideration of railway facilities, mail facilities, and other means of communication.

As to the ability of the region proposed for a Federal Bank in Lincoln, to comply with the requirements of the Federal Act, I desire to submit to you the following tabulations as to capital, surplus and deposits, and other information relative to and necessary under the requirements to be complied with by the provisions of this act:

L I N C O L N D I S T R I C T

Based on 8 Districts

National Banks

| <u>Subdivision</u>                        | <u>Number</u> | <u>Capital</u>       | <u>Surplus</u>       | <u>Deposits</u>       |
|---|---------------|----------------------|----------------------|-----------------------|
| Nebraska                                  | 241           | \$ 16,270,000        | \$ 8,353,000         | \$ 94,584,000         |
| West 1/3 Iowa +                           | 60            | 9,000,000            | 4,000,000            | 35,000,000            |
| M.W. 3/4 Kansas +                         | 60            | 9,000,000            | 4,000,000            | 51,000,000            |
| So. 1/3 So. Dak.+                         | 35            | 2,000,000            | 1,000,000            | 16,000,000            |
| Colorado                                  | 126           | 10,940,000           | 7,641,000            | 86,060,000            |
| Wyoming                                   | 30            | 1,735,000            | 1,178,000            | 14,048,000            |
| Utah                                      | 23            | 3,555,000            | 1,492,000            | 19,731,000            |
| Idaho                                     | 55            | 3,495,000            | 1,553,000            | 19,874,000            |
| W. 1/2 Montana                            | 31            | 3,525,000            | 2,328,000            | 29,117,000            |
| S. E. Cor. Wash.) +<br>N. E. Cor. Oregon) | 40            | 3,000,000            | 2,000,000            | 25,000,000            |
|   | <u>701</u>    | <u>\$ 62,520,000</u> | <u>\$ 33,545,000</u> | <u>\$ 390,414,000</u> |

State Banks.

|                   |           |                  |                |                  |
|-------------------|-----------|------------------|----------------|------------------|
| Nebraska          | 714       | \$ 14,455,000    | \$ 3,295,000   | \$ 91,794,000    |
| W. 1/2 Iowa       | 79        | 3,077,000        | 760,000        | 9,542,000        |
| N. 1/5 Kansas     | 57        | 1,177,000        | 546,000        | 6,156,000        |
| W. 1/2 Montana    | 66        | 5,060,000        | 1,700,000      | 25,846,000       |
| S. 1/3 So. Dakota | 115       | 2,724,000        | 904,000        | 9,802,000        |
| Colorado          | 224       | 7,868,000        | 2,863,000      | 42,783,000       |
| Wyoming           | 72        | 1,717,000        | 701,000        | 7,674,000        |
| Utah              | 90        | 5,815,000        | 2,015,000      | 42,187,000       |
| Idaho             | <u>76</u> | <u>2,277,000</u> | <u>620,000</u> | <u>9,901,000</u> |
|                   | 1493      | \$ 44,170,000    | \$ 13,404,000  | \$ 245,685,000   |

National and State Banks Combined.

|                | <u>Number</u> | <u>Cap. &amp; Surplus</u> | <u>Deposits</u>    | <u>Population</u> | <u>Area</u> |
|----------------|---------------|---------------------------|--------------------|-------------------|-------------|
| National Banks | 701           | \$ 96,065,000             | \$ 390,414,000     |                   |             |
| State Banks    | <u>1493</u>   | <u>57,574,000</u>         | <u>245,685,000</u> |                   |             |
| T o t a l      | 2194          | \$ 153,639,000            | \$ 636,099,000     | 5,269,000         | 649,255     |

+ Approximately.

*Eliminate lower 13 000000*

L I N C O L N D I S T R I C T

Based on 10 Districts.

National Banks

| <u>Subdivision</u> | <u>Number</u> | <u>Capital</u>   | <u>Surplus</u>   | <u>Deposits</u>   |
|--------------------|---------------|------------------|------------------|-------------------|
| Nebraska           | 241           | \$16,270,000     | \$ 8,353,000     | \$ 94,584,000     |
| W. 1/3 Iowa +      | 60            | 9,000,000        | 4,000,000        | 35,000,000        |
| S 1/3 So. Dakota + | 35            | 2,000,000        | 1,000,000        | 16,000,000        |
| N. W. 3/4 Kansas + | 60            | 9,000,000        | 4,000,000        | 51,000,000        |
| Colorado           | 126           | 10,940,000       | 7,641,000        | 86,060,000        |
| Wyoming            | 30            | 1,735,000        | 1,178,000        | 14,048,000        |
| Utah               | 23            | 3,555,000        | 1,492,000        | 19,731,000        |
| S. 3/4 Idaho +     | 40            | 3,000,000        | 1,000,000        | 15,000,000        |
| So. 1/3 Montana +  | <u>20</u>     | <u>2,000,000</u> | <u>1,000,000</u> | <u>10,000,000</u> |
| T o t a l s        | 635           | \$ 57,500,000    | \$30,664,000     | \$341,423,000     |

State Banks.

|                   |           |                  |                |                  |
|-------------------|-----------|------------------|----------------|------------------|
| Nebraska          | 714       | \$ 14,455,000    | \$ 3,295,000   | \$ 91,794,000    |
| W. 1/5 Iowa       | 79        | 3,077,000        | 760,000        | 9,542,000        |
| N. 1/5 Kansas     | 57        | 1,177,000        | 546,000        | 6,156,000        |
| S. 1/3 Montana +  | 55        | 4,000,000        | 1,400,000      | 21,000,000       |
| S. 1/3 So. Dakota | 115       | 2,724,000        | 904,000        | 9,802,000        |
| Colorado          | 224       | 7,868,000        | 2,863,000      | 42,783,000       |
| Wyoming           | 72        | 1,717,000        | 701,000        | 7,674,000        |
| Utah              | 90        | 5,815,000        | 2,015,000      | 42,287,000       |
| So. 3/4 Idaho +   | <u>57</u> | <u>1,500,000</u> | <u>590,000</u> | <u>7,500,000</u> |
| T o t a l s       | 1463      | \$ 42,332,000    | \$ 12,984,000  | \$ 238,438,000   |

National and State Banks Combined

|                | <u>Number</u> | <u>Cap. &amp; Surplus</u> | <u>Deposits</u>    | <u>Population</u> | <u>Area</u> |
|----------------|---------------|---------------------------|--------------------|-------------------|-------------|
| National Banks | 635           | \$ 88,164,000             | \$341,423,000      |                   |             |
| State Banks    | <u>1463</u>   | <u>55,317,000</u>         | <u>238,438,000</u> |                   |             |
| T o t a l s    | 2098          | \$ 143,481,000            | \$579,861,000      | 5,182,000         | 576,974     |

L I N C O L N D I S T R I C T

Based on 12 Districts

National Banks

| <u>Subdivision</u> | <u>Number</u> | <u>Capital</u>   | <u>Surplus</u>   | <u>Deposits</u>  |
|--------------------|---------------|------------------|------------------|------------------|
| Nebraska           | 241           | \$ 16,270,000    | \$ 8,353,000     | \$ 94,584,000    |
| W 1/3 Iowa +       | 60            | 9,000,000        | 4,000,000        | 35,000,000       |
| S 1/3 So. Dakota + | 35            | 2,000,000        | 1,000,000        | 16,000,000       |
| N W 1/2 Kansas +   | 35            | 5,000,000        | 2,000,000        | 27,000,000       |
| Colorado           | 126           | 10,940,000       | 7,641,000        | 86,060,000       |
| Wyoming            | 30            | 1,735,000        | 1,178,000        | 14,048,000       |
| S W 1/4 Montana +  | <u>12</u>     | <u>1,000,000</u> | <u>1,000,000</u> | <u>6,000,000</u> |
| T o t a l s        | 539           | \$ 45,945,000    | \$ 25,172,000    | \$279,692,000    |

State Banks

|                   |           |                  |                |                   |
|-------------------|-----------|------------------|----------------|-------------------|
| Nebraska          | 714       | \$ 14,455,000.   | \$ 3,295,000   | \$ 91,794,000     |
| W 1/5 Iowa        | 79        | 3,077,000        | 760,000        | 9,542,000         |
| S 1/3 So. Dakota  | 115       | 2,724,000        | 904,000        | 9,802,000         |
| N 1/5 Kansas      | 57        | 1,177,000        | 546,000        | 6,156,000         |
| Colorado          | 224       | 7,868,000        | 2,863,000      | 42,783,000        |
| Wyoming           | 72        | 1,717,000        | 701,000        | 7,674,000         |
| S W 1/4 Montana + | <u>33</u> | <u>2,500,000</u> | <u>850,000</u> | <u>13,000,000</u> |
| T o t a l s       | 1294      | \$ 33,518,000    | \$ 9,919,000   | \$ 180,751,000    |

National and State Banks Combined

|             | <u>Number</u> | <u>Cap. &amp; Surplus</u> | <u>Deposits</u>    | <u>Population</u> | <u>Area</u> |
|-------------|---------------|---------------------------|--------------------|-------------------|-------------|
| National    | 539           | \$ 71,117,000             | \$ 279,692,000     |                   |             |
| State       | <u>1294</u>   | <u>\$ 43,437,000</u>      | <u>180,751,000</u> |                   |             |
| T o t a l s | 1833          | \$114,554,000             | \$ 460,443,000     | 3,954,000         | 377,699     |

●+ Approximatly

7

## FOR ENTIRE STATE OF NEBRASKA.

|                      |            |                   |                   |
|----------------------|------------|-------------------|-------------------|
| National Banks       | 241        | Capital & Surplus | ‡ 24,623,000      |
| State Banks          | <u>714</u> |                   | <u>17,750,000</u> |
| Total all Neb. Banks | 955        | " "               | ‡ 42,373,000      |

Excluding Omaha, South Omaha & Lincoln

|  |            |                   |                   |
|--|------------|-------------------|-------------------|
| National Banks                                 | 227        | Capital & Surplus | ‡ 15,098,000      |
| State Banks                                    | <u>699</u> | " "               | <u>15,730,000</u> |
| Total Excluding Omaha<br>South Omaha & Lincoln | 926        | " "               | ‡ 30,828,000      |

Nebraska Banks Corresponding and Maintaining Accounts with  
Lincoln Banks.

|                |            |                   |                   |
|----------------|------------|-------------------|-------------------|
| National Banks | 212        | Capital & Surplus | ‡ 15,782,000      |
| State Banks    | <u>459</u> | " "               | <u>14,343,000</u> |
| Total          | 671        | " "               | ‡ 20,125,000      |

We believe that the presentation of the foregoing facts and figures, fully demonstrates that in the region proposed we are amply able to meet all the requirements of the new Reserve Act.

Again we offer you as a reason for the establishment of a regional bank in Lincoln, serving the territory embraced on the maps offered, the fact that a bank situated here will deal not only with contiguous territory, geographically and commercially, but with banking interests handling paper to a preponderating extent the outgrowth of agriculture.

What we of the West desire, is to be connected with a bank as nearly purely agricultural as possible, without violating the natural trend of bank items and the natural laws of trade. The reason behind the movement that led up to and resulted in the enactment of the present Reserve Act, was the condition of the banking business in the United States marked by an annual congestion of the reserves of the country in New York, Chicago and St. Louis. We of the West found by bitter experience that our reserves, which ultimately centered in New York, were not used for the benefit of the great agricultural West, but were used to finance the schemes of combinations and trusts to the detriment of every interest of ours. We learned also that while the law of mobilizing reserves under the old banking act was theoretically plausible and apparently correct, yet in actual practice it failed to accomplish the purpose intended, and grew into a stupendous ever recurring menace. Our reserves forced by law into the great financial centers were absorbed in investments that could not be realized on so that when our time of need and stress came, we not only were at times deprived of our own resources,

placed there by fiat of law, but also were denied that assistance in the way of accommodations to protect our trade and people that we were justly entitled to by custom and the banking relations existing. If we understand the purpose of this bill, it is to prevent not the proper mobilization of reserves, but the dangerous congestion of reserves that has obtained in the past.

We feel justified, therefore, in asking that we be permitted to build up in this great western country, a regional bank whose every interest is identical with the interests of all the people who pay tribute to it.

We have heard it proposed that a regional bank could better conserve the interests of its members if the classes of paper to be handled by such bank were diversified. It has been suggested that a bank serving the interests of a land of corn and cattle in part and a land of cotton in part, would probably better enable such bank to supply the needs of the two different sections because of the fact that the products of one region would be marketed and converted into money at a different time of the year from the marketing of the products of the other region. We offer you that while in theory this arrangement might be advantageous, yet in actual practice would often prove dangerous.

We submit that it is frequently the case here in this western country that our wheat instead of going on the market in August and September, the usual time, on account of price and other reasons, is often held back until the fall and winter months when our corn and other farm products must be marketed, throwing upon the banks the strain of handling all when a part should have been on the market and the returns on

hand to finance the later crop movement. What is true of wheat and corn would more often be true of cotton and corn. Those conversant with the cotton market know that it is no unusual thing for cotton to be held back late on account of weather and price, thus necessitating the financing of marketing both crops at the same time. Again, it is our contention that in the region covered by the maps you are offered a class of securities that will be entirely familiar to the officers of the regional bank, securities that as years go by they can digest and always know what to prepare for.

We submit to you that we have preponderating in the territory offered, the following kinds of paper: First. Paper that furnishes cattle and sheep for that great grazing empire reaching from and including northwestern Nebraska, through to the Idaho line. These great grazing lands are stocked up in the spring and millions of money are required to stock them. These flocks and herds go on the market in the fall and the paper is paid. During this time there is little demand for paper locally in the eastern part of the region until the months of August and September when the marketing of wheat and oats must be financed. The returns from the grazing lands and the wheat lands are in hand then to finance the moving of the corn crop and the filling of the feed lots, which requires as a rule the most extreme efforts of the banks in the eastern part of the region each year.

This explanation of the class of paper that would be offered a bank in Lincoln shows conclusively that naturally, economically and practically a regional bank covering the territory embraced on the maps offered would have every opportunity to obtain at all times loans sufficient to make it profit-

-9-

able. It is but fair to state that over a great portion of this region the time of financial stress comes between October 1st and April 1st, and it might be that we would have seasons that would tax a regional bank to supply the demand for money that might come to it. That wise provision of the law that permits one regional bank to borrow from another would, however, meet such a contingency fully and without question.

In conclusion, gentlemen of the Commission, we desire to say to you that we are in full sympathy with this act, the purpose of which is to prevent the congestion of reserves that has been so detrimental under former conditions, and we offer you in good faith a proposition contemplating a regional bank in Lincoln, which will enable us here in the West to build up a great agricultural bank and demonstrate to the country and the world the possibilities of this great agricultural empire. While Lincoln is not the largest city in the proposed region in population, in every other respect we feel that it has advantages over all competitors beyond question. It is the natural economic and business point toward which all this region can focus, by reason of unequalled facilities of communication.

With these remarks I leave you with Judge Field and my other colleagues who will present to you other views and facts to sustain the contention of Lincoln that it is the natural home for a regional bank for this great agricultural region.

TENTATIVE ASSIGNMENT OF TERRITORY

on Basis of the Establishment of

8 REGIONAL BANKS - 8.  
 = = = = =

SHOWING AS THUS APPORTIONED, FOR EACH OF PROPOSED DISTRICTS

1. NATIONAL BANK CAPITAL AND SURPLUS ( UNDIVIDED PROFITS OMITTED)
2. NATIONAL BANK INDIVIDUAL DEPOSITS ( UNDER ITEM 10 - REPORT # 86, Nov. 20, 1913)
3. POPULATION OF DISTRICTS - CENSUS 1910 (APPROX. WHERE STATES ARE DIVIDED)
4. AREA IN SQUARE MILES OF SUCH PROPOSED DISTRICTS.

NO STATE BANKS, CAPITAL, SURPLUS OR DEPOSITS ARE INCLUDED.

| District.                             | Capital<br>Millions | Surplus<br>Millions | Total Capital<br>& Surplus | Ind. Deposits<br>Millions | Population<br>Nearest Million | Area Sq. Miles |
|---------------------------------------|---------------------|---------------------|----------------------------|---------------------------|-------------------------------|----------------|
| <b>B O S T O N.</b>                   |                     |                     |                            |                           |                               |                |
| New England States all                | \$102               | \$64                | \$166,000,000              | 519                       | 6553                          | 61976          |
| <b>N E W Y O R K</b>                  |                     |                     |                            |                           |                               |                |
| New York                              | 173                 | 171                 |                            | 1131                      | 9114                          | 47654          |
| No. $\frac{1}{2}$ Pennsylvania        | 34                  | 38                  |                            | 260                       | 3000                          | 22416          |
| No. $\frac{1}{2}$ New Jersey          | 11                  | 12                  |                            | 102                       | 1337                          | 3757           |
| Ohio                                  | 62                  | 32                  |                            | 321                       | 4767                          | 40740          |
| Totals                                | 280                 | 253                 | 533,000,000                | 1814                      | 18218                         | 114567         |
| <b>B A L T I M O R E</b>              |                     |                     |                            |                           |                               |                |
| Maryland                              | 17                  | 11                  |                            | 85                        | 1295                          | 9941           |
| So. $\frac{1}{2}$ Pennsylvania        | 82                  | 100                 |                            | 542                       | 4665                          | 22416          |
| So. $\frac{1}{2}$ New Jersey          | 11                  | 11                  |                            | 100                       | 1200                          | 3757           |
| Delaware                              | 2                   | 1                   |                            | 8                         | 202                           | 1965           |
| Dist. of Columbia                     | 7                   | 5                   |                            | 28                        | 331                           | 60             |
| Virginia                              | 18                  | 12                  |                            | 93                        | 2062                          | 40262          |
| W. Virginia                           | 10                  | 6                   |                            | 59                        | 1221                          | 24022          |
| No. Carolina                          | 8                   | 3                   |                            | 36                        | 2206                          | 48740          |
| So. Carolina                          | 6                   | 2                   |                            | 22                        | 1515                          | 30495          |
| E. $\frac{1}{3}$ Kentucky             | 4                   | 2                   |                            | 22                        | 763                           | 13394          |
| E. $\frac{1}{2}$ Tennessee            | 6                   | 3                   |                            | 20                        | 1069                          | 20844          |
| Totals                                | 171                 | 156                 | 327,000,000                | 1015                      | 16529                         | 215896         |
| <b>C H I C A G O</b>                  |                     |                     |                            |                           |                               |                |
| Illinois                              | 76                  | 45                  |                            | 428                       | 5639                          | 56043          |
| Indiana                               | 28                  | 13                  |                            | 142                       | 2701                          | 36045          |
| Michigan                              | 15                  | 8                   |                            | 131                       | 2810                          | 57480          |
| W. $\frac{2}{3}$ Kentucky             | 14                  | 6                   |                            | 40                        | 1527                          | 26787          |
| Wisconsin                             | 18                  | 8                   |                            | 133                       | 2334                          | 55256          |
| E. $\frac{2}{3}$ Iowa                 | 14                  | 5                   |                            | 100                       | 1425                          | 37057          |
| Minnesota                             | 26                  | 16                  |                            | 191                       | 2076                          | 80858          |
| No. Dakota                            | 5                   | 2                   |                            | 36                        | 577                           | 70183          |
| No. $\frac{2}{3}$ So. Dakota          | 2                   | 1                   |                            | 16                        | 292                           | 51245          |
| N. E. $\frac{1}{2}$ Montana           | 2                   | 1                   |                            | 15                        | 188                           | 73100          |
| Totals                                | 200                 | 105                 | 305,000,000                | 1232                      | 19569                         | 544054         |
| <b>N E W O R L E A N S</b>            |                     |                     |                            |                           |                               |                |
| Georgia                               | 15                  | 9                   |                            | 52                        | 2609                          | 58725          |
| Florida                               | 8                   | 3                   |                            | 33                        | 753                           | 54861          |
| Alabama                               | 10                  | 6                   |                            | 44                        | 2138                          | 51279          |
| Mississippi                           | 3                   | 2                   |                            | 15                        | 1797                          | 46362          |
| Louisiana                             | 8                   | 5                   |                            | 35                        | 1656                          | 45409          |
| W. $\frac{1}{2}$ Tennessee            | 7                   | 3                   |                            | 43                        | 1116                          | 20843          |
| S. E. $\frac{1}{2}$ Arkansas          | 3                   | 1                   |                            | 11                        | 800                           | 26263          |
| S. E. $\frac{1}{4}$ & Gulf Coast Tex. | 20                  | 13                  |                            | 85                        | 1300                          | 90000          |
| Totals                                | 74                  | 42                  | 116,000,000                | 318                       | 12169                         | 393742         |
| <b>S T L O U I S</b>                  |                     |                     |                            |                           |                               |                |
| Missouri                              | 36                  | 16                  |                            | 141                       | 3293                          | 68727          |
| S. E. $\frac{1}{4}$ Kansas            | 3                   | 2                   |                            | 19                        | 480                           | 20444          |
| N. W. $\frac{1}{2}$ Arkansas          | 2                   | 1                   |                            | 8                         | 774                           | 26262          |
| N.W. $\frac{3}{4}$ Texas              | 30                  | 13                  |                            | 118                       | 2596                          | 172398         |
| Oklahoma                              | 14                  | 4                   |                            | 72                        | 1657                          | 69414          |
| New Mexico                            | 2                   | 1                   |                            | 14                        | 327                           | 122503         |
| Arizona                               | 1                   | 1                   |                            | 9                         | 204                           | 113810         |
| Totals                                | 88                  | 38                  | 126,000,000                | 381                       | 9331                          | 593558         |

8 - REGIONAL BANKS (CONT).

| District                          | Capital Surplus<br>Millions |    | Total Capital<br>& Surplus | Ind. Deposits<br>Millions | Population<br>Nearest Million | Area Sq. Miles   |
|-----------------------------------|-----------------------------|----|----------------------------|---------------------------|-------------------------------|------------------|
| <b>L I N C O L N</b>              |                             |    |                            |                           |                               |                  |
| Nebraska                          | 16                          | 8  |                            | 95                        | 1192                          | 76808            |
| W/ 1/3 Iowa                       | 9                           | 4  |                            | 35                        | 800                           | 18529            |
| So. 1/3 So. Dakota                | 2                           | 1  |                            | 16                        | 292                           | 25623            |
| N. W. 3/4 Kansas                  | 9                           | 4  |                            | 51                        | 1211                          | 61330            |
| Colorado                          | 11                          | 8  |                            | 86                        | 799                           | 103658           |
| Utah                              | 4                           | 2  |                            | 20                        | 373                           | 82184            |
| Wyoming                           | 2                           | 1  |                            | 14                        | 146                           | 97594            |
| S. W. 1/2 Montana                 | 3                           | 2  |                            | 23                        | 188                           | 73101            |
| Idaho                             | 4                           | 2  |                            | 20                        | 326                           | 83354            |
| S.E. cor. Washington )            |                             |    |                            |                           |                               |                  |
| N. E. cor. Oregon )               | 3                           | 2  |                            | 25                        | 302                           | 27074            |
| Totals                            | 63                          | 34 | 97,000,000                 | 385                       | 5629                          | 649255           |
| <b>S A N F R A N C I S C O</b>    |                             |    |                            |                           |                               |                  |
| California                        | 57                          | 28 |                            | 262                       | 2378                          | 155652           |
| Nevada                            | 2                           | 1  |                            | 6                         | 82                            | 109821           |
| Oregon                            | 8                           | 3  |                            | 70                        | 561                           | 79673            |
| Washington                        | 10                          | 4  |                            | 44                        | 952                           | 55696            |
| Totals                            | 77                          | 36 | 113,000,000                | 382                       | 3973                          | 400842           |
| <b>GRAND TOTALS ALL DISTRICTS</b> |                             |    | <b>\$1,783,000,000</b>     | <b>\$6,046,000,000</b>    | <b>91,971,000</b>             | <b>2,973,890</b> |

TENTATIVE ASSIGNMENT OF TERRITORY

on Basis of the Establishment of

10 REGIONAL BANKS - 10.

15

SHOWING AS THUS APPORTIONED, FOR EACH OF PROPOSED DISTRICTS

1. NATIONAL BANK CAPITAL AND SURPLUS ( UNDIVIDED PROFITS OMITTED)
2. NATIONAL BANK INDIVIDUAL DEPOSITS ( UNDER ITEM 10 - REPORT #86, Nov. 20, 1913)
3. POPULATION OF DISTRICTS - CENSUS 1910 (APPROX. WHERE STATES ARE DIVIDED)
4. AREA IN SQUARE MILES OF SUCH PROPOSED DISTRICTS.

NO STATE BANKS, CAPITAL, SURPLUS OR DEPOSITS ARE INCLUDED.

| District.                  |       |      |               |      |       |      |       |        |
|----------------------------|-------|------|---------------|------|-------|------|-------|--------|
| <b>B O S T O N.</b>        |       |      |               |      |       |      |       |        |
| New England States all     | \$102 | \$64 | \$166,000,000 |      | \$519 |      | 6553  | 61976  |
| <b>N E W Y O R K</b>       |       |      |               |      |       |      |       |        |
| New York                   | 173   | 171  |               | 1131 |       | 9114 |       | 47654  |
| No. 1/2 New Jersey         | 11    | 12   |               | 102  |       | 1337 |       | 3757   |
| No. 1/2 Pennsylvania       | 34    | 38   |               | 260  |       | 3000 |       | 22416  |
| N. E. 1/4 Ohio             | 12    | 9    |               | 76   |       | 1200 |       | 10185  |
| Totals                     | 230   | 230  | 460,000,000   |      | 1569  |      | 14651 | 84012  |
| <b>B A L T I M O R E</b>   |       |      |               |      |       |      |       |        |
| So. 1/2 Pennsylvania       | 82    | 100  |               | 542  |       | 4665 |       | 22416  |
| So. 1/2 New Jersey         | 11    | 11   |               | 100  |       | 1200 |       | 3757   |
| Maryland                   | 17    | 11   |               | 85   |       | 1295 |       | 9941   |
| Delaware                   | 2     | 1    |               | 8    |       | 202  |       | 1965   |
| Dist. of Columbia          | 7     | 5    |               | 28   |       | 331  |       | 60     |
| So. 1/2 of Ohio            | 28    | 13   |               | 150  |       | 2400 |       | 20370  |
| Virginia                   | 18    | 12   |               | 93   |       | 2062 |       | 40262  |
| West Virginia              | 10    | 6    |               | 59   |       | 1221 |       | 24022  |
| E. 1/3 Kentucky            | 4     | 2    |               | 22   |       | 763  |       | 13394  |
| Totals                     | 179   | 161  | 340,000,000   |      | 1087  |      | 14139 | 136187 |
| <b>A T L A N T A</b>       |       |      |               |      |       |      |       |        |
| No. Carolina               | 8     | 3    |               | 36   |       | 2206 |       | 48740  |
| So. Carolina               | 6     | 2    |               | 22   |       | 1515 |       | 30495  |
| E. 1/2 Tennessee           | 6     | 3    |               | 20   |       | 1069 |       | 20844  |
| Georgia                    | 15    | 9    |               | 52   |       | 2609 |       | 58725  |
| Florida                    | 8     | 3    |               | 33   |       | 753  |       | 54861  |
| E. 2/3 Alabama             | 6     | 4    |               | 32   |       | 1438 |       | 34279  |
| Totals                     | 49    | 24   | 73,000,000    |      | 195   |      | 9590  | 247944 |
| <b>N E W O R L E A N S</b> |       |      |               |      |       |      |       |        |
| W. 1/3 Alabama             | 4     | 2    |               | 12   |       | 700  |       | 17000  |
| Mississippi                | 3     | 2    |               | 15   |       | 1797 |       | 46362  |
| W. 1/2 Tennessee           | 7     | 3    |               | 43   |       | 1116 |       | 20843  |
| S. E. 1/2 Arkansas         | 3     | 1    |               | 11   |       | 800  |       | 26263  |
| Louisiana                  | 8     | 5    |               | 35   |       | 1656 |       | 45409  |
| S.E. 1/4 & Gulf Coast Tex. | 20    | 13   |               | 85   |       | 1300 |       | 90000  |
| Totals                     | 45    | 26   | 71,000,000    |      | 201   |      | 7369  | 245877 |
| <b>C H I C A G O</b>       |       |      |               |      |       |      |       |        |
| Illinois                   | 76    | 45   |               | 428  |       | 5639 |       | 56043  |
| N.W. 1/4 Ohio              | 22    | 10   |               | 95   |       | 1167 |       | 10185  |
| So. Pen. of Michigan       | 12    | 6    |               | 87   |       | 1910 |       | 38480  |
| Indiana                    | 28    | 13   |               | 142  |       | 2701 |       | 36045  |
| W. 2/3 Kentucky            | 14    | 6    |               | 40   |       | 1527 |       | 26787  |
| So. 1/2 Wisconsin          | 12    | 6    |               | 93   |       | 1534 |       | 30256  |
| E. 2/3 Iowa                | 14    | 5    |               | 100  |       | 1425 |       | 37057  |
| Totals                     | 178   | 91   | 269,000,000   |      | 985   |      | 15903 | 234853 |
| <b>S T L O U I S</b>       |       |      |               |      |       |      |       |        |
| Missouri                   | 36    | 16   |               | 141  |       | 3293 |       | 68727  |
| S.E. 1/4 Kansas            | 3     | 2    |               | 19   |       | 480  |       | 20444  |
| N.W. 1/2 Arkansas          | 2     | 1    |               | 8    |       | 774  |       | 26262  |
| N.W. 3/4 Texas             | 30    | 13   |               | 118  |       | 2596 |       | 172398 |
| Oklahoma                   | 14    | 4    |               | 72   |       | 1657 |       | 69414  |
| New Mexico                 | 2     | 1    |               | 14   |       | 327  |       | 122503 |
| Arizona                    | 1     | 1    |               | 2    |       | 204  |       | 113810 |
| Totals                     | 88    | 38   | 126,000,000   |      | 381   |      | 9331  | 593558 |

10 REGIONAL BANKS (Cont.)

| <u>District.</u>                    | <u>Capital Surplus</u><br>Millions |    | <u>Total Cap. &amp; Surp.</u> | <u>Ind. Deposits</u><br>Item 10 Millions | <u>Population</u><br>Nearest Mil. | <u>Area Sq.M.</u> |
|-------------------------------------|------------------------------------|----|-------------------------------|--|-----------------------------------|-------------------|
| <b>L I N C O L N.</b>               |                                    |    |                               |  |                                   |                   |
| Nebraska                            | 16                                 | 8  | 95                            | 1192                                     | 76808                             |                   |
| West 1/3 Iowa                       | 9                                  | 4  | 35                            | 800                                      | 18529                             |                   |
| So. 1/3 So. Dakota                  | 2                                  | 1  | 16                            | 292                                      | 25623                             |                   |
| N.W. 3/4 Kansas                     | 9                                  | 4  | 51                            | 1211                                     | 61330                             |                   |
| Colorado                            | 11                                 | 8  | 86                            | 799                                      | 103658                            |                   |
| Utah                                | 4                                  | 2  | 20                            | 373                                      | 82184                             |                   |
| Wyoming                             | 2                                  | 1  | 14                            | 146                                      | 97594                             |                   |
| S. 1/3 Montana                      | 2                                  | 1  | 10                            | 125                                      | 48734                             |                   |
| So. 3/4 Idaho                       | 3                                  | 1  | 15                            | 244                                      | 62514                             |                   |
| Totals                              | 58                                 | 30 | 88,000,000                    | 342                                      | 5182                              | 576974            |
| <b>T W I N C I T I E S</b>          |                                    |    |                               |  |                                   |                   |
| No. Pen. Michigan                   | 3                                  | 2  | 44                            | 900                                      | 19000                             |                   |
| No. 1/2 Wisconsin                   | 6                                  | 2  | 40                            | 800                                      | 25000                             |                   |
| Minnesota                           | 26                                 | 16 | 191                           | 2076                                     | 80858                             |                   |
| No. 2/3 So. Dakota                  | 2                                  | 1  | 16                            | 292                                      | 51245                             |                   |
| North Dakota                        | 5                                  | 2  | 36                            | 577                                      | 70183                             |                   |
| No. 2/3 Montana                     | 3                                  | 2  | 28                            | 251                                      | 97467                             |                   |
| No. 1/4 Idaho                       | 1                                  | 1  | 5                             | 82                                       | 20840                             |                   |
| Washington                          | 13                                 | 4  | 85                            | 1142                                     | 66836                             |                   |
| No. 1/3 Oregon                      | 6                                  | 2  | 34                            | 330                                      | 31870                             |                   |
| Totals                              | 65                                 | 32 | 97,000,000                    | 479                                      | 6450                              | 463299            |
| <b>S A N F R A N C I S C O</b>      |                                    |    |                               |  |                                   |                   |
| California                          | 57                                 | 28 | 262                           | 2378                                     | 155652                            |                   |
| So. 2/3 Oregon                      | 3                                  | 2  | 20                            | 343                                      | 63737                             |                   |
| Nevada                              | 2                                  | 1  | 6                             | 82                                       | 109821                            |                   |
| Totals                              | 62                                 | 31 | 93,000,000                    | 288                                      | 2803                              | 329210            |
| <b>GRAND TOTALS - ALL DISTRICTS</b> |                                    |    | <b>\$1,783,000,000</b>        | <b>\$6,046,000,000</b>                   | <b>91,971,000</b>                 | <b>2,973,890</b>  |

TERMINATIVE ASSIGNMENT OF TERRITORY

on Basis of the Establishment of

12 REGIONAL BANKS - 12.

16

SHOWING AS THUS APPORTIONED, FOR EACH OF PROPOSED DISTRICTS

1. NATIONAL BANK CAPITAL AND SURPLUS ( UNDIVIDED PROFITS OMITTED)
2. NATIONAL BANK INDIVIDUAL DEPOSITS ( UNDER ITEM 10 - REPORT #86, Nov. 20, 1913)
3. POPULATION OF DISTRICTS - CENSUS 1910 ( APPROX. WHERE STATES ARE DIVIDED)
4. AREA IN SQUARE MILES OF SUCH PROPOSED DISTRICTS.

NO STATE BANKS, CAPITAL, SURPLUS OR DEPOSITS ARE INCLUDED.

| District.                  | Capital Millions | Surplus Millions | Total Cap. & Surp. | Ind. Deposits. Item 10. Millions | Population Thousands | Area Sq. Miles. |
|----------------------------|------------------|------------------|--------------------|----------------------------------|----------------------|-----------------|
| <b>B O S T O N.</b>        |                  |                  |                    |                                  |                      |                 |
| New England States all     | \$102            | \$64             | \$166,000,000      | 519                              | 6553                 | 61976           |
| <b>N E W Y O R K.</b>      |                  |                  |                    |                                  |                      |                 |
| New York                   | 173              | 171              |                    | 1131                             | 9114                 | 47654           |
| No. 1/2 New Jersey         | 11               | 12               |                    | 102                              | 1337                 | 3757            |
| No. E. 1/3 Pennsylvania    | 22               | 28               |                    | 215                              | 2500                 | 15000           |
| Totals                     | 206              | 211              | 417,000,000        | 1448                             | 12951                | 66411           |
| <b>B A L T I M O R E</b>   |                  |                  |                    |                                  |                      |                 |
| Maryland                   | 17               | 11               |                    | 85                               | 1295                 | 9941            |
| S.E. 1/3 Pennsylvania      | 60               | 77               |                    | 350                              | 2665                 | 15000           |
| So. 1/2 New Jersey         | 11               | 11               |                    | 100                              | 1200                 | 3757            |
| Delaware                   | 2                | 1                |                    | 8                                | 202                  | 1965            |
| Dist. of Columbia          | 7                | 5                |                    | 28                               | 331                  | 60              |
| Virginia                   | 18               | 12               |                    | 93                               | 2062                 | 40262           |
| Totals                     | 115              | 117              | 232,000,000        | 664                              | 7755                 | 70985           |
| <b>P I T T S B U R G H</b> |                  |                  |                    |                                  |                      |                 |
| West 1/3 Pennsylvania      | 34               | 32               |                    | 237                              | 2500                 | 14832           |
| Ohio                       | 62               | 32               |                    | 321                              | 4767                 | 40740           |
| West Virginia              | 10               | 6                |                    | 59                               | 1221                 | 24022           |
| E. 1/2 Kentucky            | 9                | 4                |                    | 30                               | 1145                 | 20090           |
| Totals                     | 115              | 74               | 189,000,000        | 647                              | 9633                 | 99684           |
| <b>C H I C A G O</b>       |                  |                  |                    |                                  |                      |                 |
| Indiana                    | 28               | 13               |                    | 142                              | 2701                 | 36045           |
| Illinois                   | 76               | 45               |                    | 428                              | 5639                 | 56043           |
| So. Pen. of Michigan       | 12               | 6                |                    | 87                               | 1910                 | 38480           |
| West 1/2 Kentucky          | 9                | 4                |                    | 32                               | 1145                 | 20091           |
| South 1/2 Wisconsin        | 12               | 6                |                    | 93                               | 1534                 | 30256           |
| East 2/3 Iowa              | 14               | 5                |                    | 100                              | 1425                 | 37057           |
| Totals                     | 151              | 79               | 230,000,000        | 882                              | 14354                | 217972          |
| <b>S T. L O U I S</b>      |                  |                  |                    |                                  |                      |                 |
| Missouri                   | 36               | 16               |                    | 141                              | 3293                 | 68727           |
| S.E. 1/2 Kansas            | 7                | 4                |                    | 43                               | 991                  | 40887           |
| N.W. 1/2 Arkansas          | 2                | 1                |                    | 8                                | 774                  | 26262           |
| Oklahoma                   | 14               | 4                |                    | 72                               | 1657                 | 69414           |
| New Mexico                 | 2                | 1                |                    | 14                               | 327                  | 122503          |
| N.W. 3/4 Texas             | 30               | 13               |                    | 118                              | 2596                 | 172398          |
| Totals                     | 91               | 39               | 130,000,000        | 396                              | 9638                 | 500191          |
| <b>A T L A N T A</b>       |                  |                  |                    |                                  |                      |                 |
| North Carolina             | 8                | 3                |                    | 36                               | 2206                 | 48740           |
| South Carolina             | 6                | 2                |                    | 22                               | 1515                 | 30495           |
| Georgia                    | 15               | 9                |                    | 52                               | 2609                 | 58725           |
| Florida                    | 8                | 3                |                    | 33                               | 753                  | 54861           |
| E. 2/3 Alabama             | 6                | 4                |                    | 32                               | 1438                 | 34279           |
| E. 1/2 Tennessee           | 6                | 3                |                    | 20                               | 1069                 | 20844           |
| Totals                     | 49               | 24               | 73,000,000         | 195                              | 9590                 | 247944          |
| <b>N E W O R L E A N S</b> |                  |                  |                    |                                  |                      |                 |
| W. 1/3 Alabama             | 4                | 2                |                    | 12                               | 700                  | 17000           |
| W. 1/2 Tennessee           | 7                | 3                |                    | 43                               | 1116                 | 20843           |
| S.E. 1/2 Arkansas          | 3                | 1                |                    | 11                               | 800                  | 26263           |
| Mississippi                | 3                | 2                |                    | 15                               | 1797                 | 46362           |
| Louisiana                  | 8                | 5                |                    | 35                               | 1656                 | 45409           |
| S.E. 1/4 & Gulf Coast Tex. | 20               | 13               |                    | 85                               | 1300                 | 90000           |
| Totals                     | 45               | 26               | 71,000,000         | 201                              | 7369                 | 245877          |

| <u>District.</u>                       | <u>Capital Surplus</u><br>Millions |    | <u>Total Cap. &amp; Surp.</u> | <u>Ind. Deposits</u><br>Item 10. Millions | <u>Population</u><br>Thousands | <u>Area Sq. Miles</u> |
|--|------------------------------------|----|-------------------------------|---|--------------------------------|-----------------------|
| <b>L I N C O L N.</b>                  |                                    |    |                               |   |                                |                       |
| Nebraska                               | 16                                 | 8  |                               | 95  | 1192                           | 76808                 |
| West 1/3 Iowa                          | 9                                  | 4  |                               | 35  | 800                            | 18529                 |
| So. 1/3 So. Dakota                     | 2                                  | 1  |                               | 16  | 292                            | 25623                 |
| N. W. 1/2 Kansas                       | 5                                  | 2  |                               | 27  | 700                            | 40887                 |
| Colorado                               | 11                                 | 8  |                               | 86  | 799                            | 103658                |
| Wyoming                                | 2                                  | 1  |                               | 14  | 146                            | 97594                 |
| S. E. Edge Montana                     | 1                                  | 1  |                               | 6   | 25                             | 14600                 |
| Totals                                 | 46                                 | 25 | 71,000,000                    | 279                                       | 3954                           | 377699                |
| <b>T W I N C I T I E S</b>             |                                    |    |                               |   |                                |                       |
| Minnesota                              | 26                                 | 16 |                               | 191                                       | 2076                           | 80858                 |
| No. Pen. of Michigan                   | 3                                  | 2  |                               | 44  | 900                            | 19000                 |
| No. 1/2 Wisconsin                      | 6                                  | 2  |                               | 40  | 800                            | 25000                 |
| North Dakota                           | 5                                  | 2  |                               | 36  | 577                            | 70183                 |
| No. 2/3 So. Dakota                     | 2                                  | 1  |                               | 16  | 292                            | 51245                 |
| E. 1/3 Montana                         | 2                                  | 1  |                               | 9   | 150                            | 60000                 |
| Totals                                 | 44                                 | 24 | 68,000,000                    | 336                                       | 4795                           | 306286                |
| <b>P O R T L A N D</b>                 |                                    |    |                               |   |                                |                       |
| Washington                             | 13                                 | 4  |                               | 85  | 1142                           | 66836                 |
| Oregon                                 | 9                                  | 5  |                               | 54  | 673                            | 95607                 |
| Idaho                                  | 3                                  | 2  |                               | 20  | 326                            | 83354                 |
| W. 1/2 Montana                         | 2                                  | 2  |                               | 23  | 201                            | 71601                 |
| Totals                                 | 27                                 | 13 | 40,000,000                    | 182                                       | 2342                           | 317398                |
| <b>S A N F R A N C I S C O</b>         |                                    |    |                               |   |                                |                       |
| California                             | 57                                 | 28 |                               | 262                                       | 2378                           | 155652                |
| Arizona                                | 1                                  | 1  |                               | 9   | 204                            | 113810                |
| Nevada                                 | 2                                  | 1  |                               | 6   | 82                             | 109821                |
| Utah                                   | 4                                  | 2  |                               | 20  | 373                            | 82184                 |
| Totals                                 | 64                                 | 32 | 96,000,000                    | 297                                       | 3037                           | 461467                |
| <b>GRAND TOTALS FOR ALL DISTRICTS:</b> |                                    |    | <b>\$1,783,000,000</b>        | <b>\$6,046,000,000</b>                    | <b>91,971,000</b>              | <b>2,973,890</b>      |

## TENTATIVE ASSIGNMENT OF TERRITORY

RECAPITULATION

1. NATIONAL BANK CAPITAL AND SURPLUS (UNDIVIDED PROFITS OMITTED)
2. NATIONAL BANK INDIVIDUAL DEPOSITS (UNDER ITEM 10-REPORT NO. '86, Nov. 20, 1913)
3. POPULATION OF DISTRICTS - CENSUS 1910 (APPROX. WHERE STATES ARE DIVIDED)
4. AREA IN SQUARE MILES OF SUCH PROPOSED DISTRICTS.

NO STATE BANKS, CAPITAL, SURPLUS OR DEPOSITS ARE INCLUDED.

| <u>8 DISTRICTS</u> | 1                  | 2                  | 3                | 4              |
|--------------------|--------------------|--------------------|------------------|----------------|
| Boston             | \$ 166,000,000     | \$ 519,000,000     | 6,553,000        | 61,976         |
| New York           | 533,000,000        | 1,814,000,000      | 18,218,000       | 114,567        |
| Baltimore          | 327,000,000        | 1,015,000,000      | 16,529,000       | 215,896        |
| Chicago            | 305,000,000        | 1,238,000,000      | 19,569,000       | 544,054        |
| New Orleans        | 116,000,000        | 318,000,000        | 12,169,000       | 393,742        |
| St. Louis          | 126,000,000        | 381,000,000        | 9,331,000        | 593,558        |
| Lincoln            | 97,000,000         | 385,000,000        | 5,629,000        | 649,255        |
| San Francisco      | <u>113,000,000</u> | <u>382,000,000</u> | <u>3,973,000</u> | <u>400,842</u> |
| TOTAL              | \$ 1,783,000,000   | \$6,046,000,000    | 91,971,000       | 2,973,890      |

| <u>10 DISTRICTS</u> | 1                 | 2                  | 3                | 4              |
|---------------------|-------------------|--------------------|------------------|----------------|
| Boston              | 166,000,000       | 519,000,000        | 6,553,000        | 61,976         |
| New York            | 460,000,000       | 1,569,000,000      | 14,651,000       | 84,012         |
| Baltimore           | 340,000,000       | 1,087,000,000      | 14,139,000       | 136,287        |
| Atlanta             | 73,000,000        | 195,000,000        | 9,590,000        | 247,944        |
| New Orleans         | 71,000,000        | 201,000,000        | 7,369,000        | 245,877        |
| Chicago             | 269,000,000       | 985,000,000        | 15,903,000       | 234,853        |
| St. Louis           | 126,000,000       | 381,000,000        | 9,331,000        | 593,558        |
| Lincoln             | 88,000,000        | 342,000,000        | 5,182,000        | 576,974        |
| Twin Cities         | 97,000,000        | 479,000,000        | 6,450,000        | 463,299        |
| San Francisco       | <u>93,000,000</u> | <u>288,000,000</u> | <u>2,803,000</u> | <u>329,210</u> |
| TOTAL               | \$ 1,883,000,000  | \$6,046,000,000    | 91,971,000       | 2,973,890      |

| <u>12 DISTRICTS</u> | 1                 | 2                  | 3                | 4              |
|---------------------|-------------------|--------------------|------------------|----------------|
| Boston              | 166,000,000       | 519,000,000        | 6,553,000        | 61,976         |
| New York            | 410,000,000       | 1,448,000,000      | 12,951,000       | 66,411         |
| Baltimore           | 232,000,000       | 664,000,000        | 7,755,000        | 70,985         |
| Pittsburg           | 189,000,000       | 647,000,000        | 9,633,000        | 99,684         |
| Chicago             | 230,000,000       | 882,000,000        | 14,354,000       | 217,972        |
| St. Louis           | 130,000,000       | 396,000,000        | 9,638,000        | 500,191        |
| Atlanta             | 73,000,000        | 195,000,000        | 9,590,000        | 247,944        |
| New Orleans         | 71,000,000        | 201,000,000        | 7,369,000        | 245,877        |
| Lincoln             | 71,000,000        | 279,000,000        | 3,954,000        | 377,699        |
| Twin Cities         | 68,000,000        | 336,000,000        | 4,795,000        | 306,286        |
| Portland            | 40,000,000        | 182,000,000        | 2,342,000        | 317,398        |
| San Francisco       | <u>96,000,000</u> | <u>297,000,000</u> | <u>3,037,000</u> | <u>461,467</u> |
| TOTAL               | \$ 1,783,000,000  | \$6,046,000,000    | 91,971,000       | 2,973,890      |

16<sup>a</sup>

LINCOLN DISTRICT

12

National and State Banks Combined.

1. NUMBER OF BANKS
2. CAPITAL AND SURPLUS
3. DEPOSITS
4. POPULATION
5. AREA SQUARE MILES

| <u>8 DISTRICTS</u>                  | 1         | 2                | 3                 | 4          | 5             |
|-------------------------------------|-----------|------------------|-------------------|------------|---------------|
| Nebraska                            | 955       | \$ 42,373,000    | \$ 186,378,000    | 1,192      | 75,808        |
| West 1/3 Iowa                       | 139       | 16,837,000       | 44,542,000        | 800        | 18,529        |
| North 1/2 Kansas                    | 117       | 14,723,000       | 57,156,000        | 1,211      | 61,330        |
| So. 1/3 So. Dakota                  | 150       | 6,628,000        | 25,802,000        | 292        | 25,623        |
| Colorado                            | 350       | 29,312,000       | 128,843,000       | 799        | 103,658       |
| Wyoming                             | 102       | 5,331,000        | 21,722,000        | 146        | 97,594        |
| Utah                                | 113       | 12,877,000       | 61,918,000        | 373        | 82,184        |
| Idaho                               | 131       | 19,945,000       | 29,775,000        | 326        | 83,354        |
| West 1/2 Montana                    | 97        | 12,613,000       | 54,963,000        | 188        | 73,101        |
| S. E. Washington)<br>N. E. Oregon ) | <u>40</u> | <u>5,000,000</u> | <u>25,000,000</u> | <u>302</u> | <u>27,074</u> |
| Totals                              | 2194      | \$ 153,639,000   | \$ 636,099,000    | 5,629,000  | 649,755       |

| <u>10 DISTRICTS</u> |            |                   |                   |                |               |
|---------------------|------------|-------------------|-------------------|----------------|---------------|
| Nebraska            | 955        | 42,373,000        | 186,378,000       | 1,192,000      | 76,808        |
| Western Iowa        | 139        | 16,837,000        | 44,542,000        | 800,000        | 18,529        |
| So. 1/3 So. Dakota  | 150        | 6,628,000         | 25,802,000        | 292,000        | 25,623        |
| No. 1/2 Kansas      | 117        | 14,723,000        | 57,156,000        | 1,211,000      | 61,330        |
| Colorado            | 350        | 29,312,000        | 128,843,000       | 799,000        | 103,658       |
| Wyoming             | 102        | 5,331,000         | 21,722,000        | 146,000        | 97,594        |
| So. 1/3 Montana     | 75         | 8,400,000         | 31,000,000        | 125,000        | 48,734        |
| 3/4 Idaho           | 97         | 6,000,000         | 22,500,000        | 244,000        | 62,514        |
| Utah                | <u>113</u> | <u>12,877,000</u> | <u>61,918,000</u> | <u>373,000</u> | <u>82,184</u> |
| Totals              | 2,98       | \$142,481,000     | \$579,861,000     | 5,182,000      | 576,974       |

| <u>12 DISTRICTS</u> |           |                  |                   |               |               |
|---------------------|-----------|------------------|-------------------|---------------|---------------|
| Nebraska            | 955       | 42,373,000       | 186,378,000       | 1,192,000     | 75,808        |
| Western Iowa        | 139       | 16,837,000       | 44,542,000        | 800,000       | 18,529        |
| So. 1/3 So. Dakota  | 150       | 6,628,000        | 25,802,000        | 292,000       | 25,623        |
| N. W. Kansas        | 92        | 8,723,000        | 33,156,000        | 700,000       | 40,889        |
| Colorado            | 350       | 29,312,000       | 128,843,000       | 799,000       | 103,658       |
| Wyoming             | 102       | 5,331,000        | 21,722,000        | 146,000       | 97,594        |
| S. W. 1/4 Montana   | <u>45</u> | <u>5,350,000</u> | <u>20,000,000</u> | <u>25,000</u> | <u>14,600</u> |
| Totals              | 1833      | 114,554,000      | 460,443,000       | 3,954,000     | 377,699       |

January 21, 1914.

LINCOLN HEARINGS.

Hearing at Lincoln will be held in Federal Court Room, New Post Office Building, beginning at ten A.M., Saturday, January twenty-fourth.

The following representatives from Lincoln will appear:

Dr. P. L. Hall, representing Clearing House Association

Allen W. Field, " commercial interests

Gov. John H. Morehead, informally

W. R. Mellor, Secretary State Board of Agriculture, informally

C. W. Bryan, and others.

Matter is the hands of C. C. Quiggle, President Lincoln Commercial Club, and H. S. Freeman, President, Lincoln Clearing House Association.

Omaha representatives will be selected at joint Conference of Omaha Clearing House Committee and Omaha Commercial Club on Friday. Will wire names when received.

Secretary,  
Reserve Bank Organization Committee.

# WESTERN UNION DAY LETTER



Form 2589 B

THEO. N. VAIL, PRESIDENT

RECEIVED AT the WESTERN UNION BUILDING, 195 Broadway, N. Y. ALWAYS OPEN

W3502CH DMP 80 BLUE

LINCOLN NEBR JAN 6 1914

HON WM G MCADOO SECY U S TRESURY CARE USS SUBTREASURY

1088  
NEW YORK  
65

ACCORDING TO PUBLISHED SCHEDULE YOU WILL BE IN KANSASCITY JANUARY  
24 AND DENVER THREE DAYS JANUARY 26 27 28 AS LINCOLN AND OMAHA  
BOTH DESIRE A REGIONAL BANK CAN YOU NOT COME TO LINCOLN LONG ENOUGH  
TO HAVE CLAIMS OF LINCOLN AND OMAHA PRESENTED AT LINCOLN I VERY MUCH  
HOPE THAT YOU CAN SHOW THIS COURTESY TO NEBRASKA WHICH HAS BEEN A PIONEER  
IN THE ADVOCACY OF THE PRINCIPALS ON WHICH THE CURENCY BILL IS BASED

W J BRYAN

645PM

# THE WESTERN UNION TELEGRAPH COMPANY

25,000 OFFICES IN AMERICA.

INCORPORATED

CABLE SERVICE TO ALL THE WORLD

THEO. N. VAIL, PRESIDENT

BELVIDERE BROOKS, GENERAL MANAGER

RECEIVER'S No.

TIME FILED

CHECK

*Copy*

SEND the following message subject to the terms on back hereof, which are hereby agreed to

*Boston, Jan 9 1917*

To *Hon. W. G. Bryan*

*Secretary of State, Washington, DC*

*Telegram received. Am trying to arrange for a day in Lincoln. Many difficulties in the way. Will advise definitely soon.*

*W. M. Caldwell*

*Paid. Govt rate charge*

*sent from Hotel*

*Jan 24<sup>th</sup>*

# TREASURY DEPARTMENT TELEGRAM.



WHERE WRITTEN:

**RESERVE BANK ORGANIZATION COMMITTEE**

Washington,

**January 14, 1914.**

TO **Charles W. Bryan,  
Lincoln, Nebr.**

**Chairman requests that I notify you that hearing will be held  
at Lincoln on Saturday. January twenty-fourth.**

**Secretary pro tem  
Reserve Bank Organization Committee.**

OFFICIAL BUSINESS.  
GOVERNMENT RATES. **OFFICIAL.**

CHARGE TREASURY DEPARTMENT, APPROPRIATION FOR .....

2-6827

The appropriation from which payable must be stated on above line.

DEPARTMENTAL STOCK FORM 310B

# TREASURY DEPARTMENT TELEGRAM.



WHERE WRITTEN:

Washington,

**RESERVE BANK ORGANIZATION COMMITTEE.**

TO

January 24, 1914.

George R. Cooksey,  
Federal Court Room,  
new Post Office Building,  
Lincoln, Nebraska.

Memorandum appearances mailed you at Lincoln. Examiner John Rush will attend Omaha delegation and assist in arrangements. Please wire time of arrival and departure from Austin. Not shown on itinerary left with me.

OFFICIAL BUSINESS.  
GOVERNMENT RATES.

**OFFICIAL.**

CHARGE TREASURY DEPARTMENT, APPROPRIATION FOR

2-6827

The appropriation from which payable must be stated on above line.

DEPARTMENTAL STOCK FORM 212B.

# TREASURY DEPARTMENT TELEGRAM.



WHERE WRITTEN:

Washington,

**RESERVE BANK ORGANIZATION COMMITTEE.**

January 23, 1914.

TO Hon. William G. McAdoo,  
Reserve Bank Organization Committee,  
Federal Court Room,  
Federal Building,  
Kansas City, Missouri.

Have forwarded to Lincoln list of appearances received and requested the Postmaster to deliver promptly. Meeting held in new Post Office building. Examiner John Rush requested to meet committee.

Secretary  
Reserve Bank Organization Committee.

OFFICIAL BUSINESS.  
GOVERNMENT RATES.

OFFICIAL.

CHARGE TREASURY DEPARTMENT, APPROPRIATION FOR

2-6827

The appropriation from which payable must be stated on above line.

DEPARTMENTAL STOCK FORM 2128.

# WESTERN UNION DAY LETTER



THEO. N. VAIL, PRESIDENT

Form 2589 B

*See's attention when we hear about schedule*

RECEIVED AT the WESTERN UNION BUILDING, 195 Broadway, N. Y. ALWAYS OPEN

019CHAUE 147BLUE 12EXA

LINCOLN NEBRASKA JANUARY 6 1914

1506

HON WM G MCADOO

SECRETARY U S TREASURY CARE US SUB TREASURY NEW YORK

ON BEHALF OF THE BANKING AND COMMERCIAL INTERESTS OF NEBRASKA  
WE MOST EARNESTLY REQUEST THAT YOUR COMMITTEE ON BANK ORGANIZATION  
GIVE A HEARING AT LINCOLN ON JANUARY 26 FOR  
THE ACCOMODATION OF LINCOLN AND OMAHA OMAHA BEING ONLY FIFTY  
MILES AWAY YOUR ITINERARY NOW PROVIDES FOR KANSASCITY JANUARY 24  
AND DENVER THE 26TH 27TH AND 28TH TRAIN SCHEDULES WILL PERMIT  
YOU TO LEAVE KANSASCITY ON EVENING 24TH OR 25TH  
ARRIVE LINCOLN EARLY MORNING 25TH OR 26TH SPLENDID  
TRAIN OUT OF LINCOLN SIX OCLOCK EVENING OF 26TH

# WESTERN UNION DAY LETTER



THEO. N. VAIL, PRESIDENT

RECEIVED AT the WESTERN UNION BUILDING, 195 Broadway, N. Y. ALWAYS  
OPEN

019CHAUE 147BLUE

LINCOLN NEB JAN 6 1914

HON WM G MCADOO

NEW YORK SHEET 2

REACHING DENVER EARLY MORNING JANUARY 27TH THIS

HONOR TO LINCOLN WILL ALSO GREATLY ACCOMMODATE BOTH OMAHA AND  
LINCOLN AND WILL BE MOST HEARTILY APPRECIATED BY ENTIRE CITIZENSHIP  
OF NEBRASKA

H S FREEMAN

PRESIDENT LINCOLN CLEARINGS HOUSE ASSN C C QUIGLE

PRESIDENT LINCOLN COMMERCIAL CLUB

730P

# THE WESTERN UNION TELEGRAPH COMPANY

INCORPORATED

25,000 OFFICES IN AMERICA.

CABLE SERVICE TO ALL THE WORLD

THEO. N. VAIL, PRESIDENT

BELVIDERE BROOKS, GENERAL MANAGER

RECEIVER'S No.

TIME FILED

CHECK

*Bohry*

*Boston Jan 9 1914*

SEND the following message subject to the terms on back hereof, which are hereby agreed to

To *A. S. Frazman*

*Pres, Clearing House Assn,  
Lincoln, Neb.*

*24<sup>th</sup>*

*Will telegraph you on Monday  
next if we can arrange  
for hearing in Lincoln.*

*Wey McAdoo*

*Paid: Post rate 38c  
70c*

# TREASURY DEPARTMENT TELEGRAM.



WHERE WRITTEN:  
RESERVE BANK ORGANIZATION COMMITTEE Washington,

January 14, 1914.

TO H. S. Freeman,  
President, Clearing House Association,  
Lincoln, Nebr.

Committee has arranged to have hearing at Lincoln  
Nebraska on Saturday, January twenty-fourth.

Secretary pro tem  
Reserve Bank Organization Committee.

**OFFICIAL**

OFFICIAL BUSINESS.

GOVERNMENT RATES.

CHARGE TREASURY DEPARTMENT, APPROPRIATION FOR .....

2-6827

The appropriation from which payable must be stated on above line.

DEPARTMENTAL STOCK FORM 2128.

## TREASURY DEPARTMENT TELEGRAM.



WHERE WRITTEN:

Washington,

RESERVE BANK ORGANIZATION COMMITTEE.

January 19, 1914.

TO H. S. Freeman, President,  
Lincoln Clearing House Association,  
Lincoln, Nebraska.

Will be glad if you can wire me list of names of those  
to appear at hearing of Committee Lincoln, Nebraska, January twenty-  
fourth.

Secretary  
Reserve Bank Organization Committee.

OFFICIAL BUSINESS.  
GOVERNMENT RATES.

OFFICIAL.

CHARGE TREASURY DEPARTMENT. APPROPRIATION FOR

2-6827

The appropriation from which payable must be stated on above line.

\* DEPARTMENTAL STOCK FORM 2128.

# TREASURY DEPARTMENT TELEGRAM.



WHERE WRITTEN:

Washington,

**RESERVE BANK ORGANIZATION COMMITTEE.**

To

January 21, 1914.

**H. S. Freeman,  
President Lincoln Clearing House Association,  
Lincoln, Nebraska.**

**Meeting Reserve Bank Organization Committee will be held Federal Court Room new Post office Building beginning ten A.M., January twenty-fourth.**

**Secretary  
Reserve Bank Organization Committee.**

OFFICIAL BUSINESS.  
GOVERNMENT RATES.

**OFFICIAL.**

CHARGE TREASURY DEPARTMENT, APPROPRIATION FOR .....

2-6827

The appropriation from which payable must be stated on above line.

DEPARTMENTAL STOCK FORM 212B.

# TREASURY DEPARTMENT TELEGRAM.



WHERE WRITTEN:

Washington,

**RESERVE BANK ORGANIZATION COMMITTEE**

TO **C. C. Quigle, President,  
Lincoln Commercial Club,  
Lincoln, Nebr.**

**January 19, 1914.**

**Will be glad if you can wire me list of names of those  
to appear at hearing of Committee Lincoln January twenty-fourth.**

**Secretary  
Reserve Bank Organization Committee**

OFFICIAL BUSINESS.  
GOVERNMENT RATES.

**OFFICIAL.**

CHARGE TREASURY DEPARTMENT, APPROPRIATION FOR -----

2-6327

The appropriation from which payable must be stated on above line.

DEPARTMENTAL STOCK FORM 2128.

**Treasury Department**

**TELEGRAM**

**23PO MO 60 12 ex**

**LINCOLN Neb Jan 20 1914**

**M C Elliott, Secretary Reserve Bank Organization Committee,**

**Washington, D.C.**

**Following will appear at hearing of committee on January twenty four: Dr P L Hall, representing Clearing House; Allen W Field, representing Commercial interests; Governor John H Morehead informally, W R Mellor, secretary state board agriculture, informally; C W Bryan, informally, and others including railway and mail experts**

**C C Quiggle, President, Lincoln Commercial Club;  
H S Freeman, President, Lincoln Clearing House Assn**

**205pm**

# TREASURY DEPARTMENT TELEGRAM.



WHERE WRITTEN:

Washington,

**RESERVE BANK ORGANIZATION COMMITTEE.**

January 21, 1914.

TO

**C. C. Quiggle, President,  
Lincoln Commercial Club,  
Lincoln, Nebraska.**

Meeting Reserve Bank Organization Committee will be held Federal Court Room new Post Office Building beginning ten A.M., January twenty-fourth.

**Secretary  
Reserve Bank Organization Committee.**

OFFICIAL BUSINESS.  
GOVERNMENT RATES.

**OFFICIAL.**

CHARGE TREASURY DEPARTMENT, APPROPRIATION FOR -----

2-6827

The appropriation from which payable must be stated on above line.

DEPARTMENTAL STOCK FORM 2128.

BCW.

January 22, 1914.

Sir;

I will greatly appreciate your courtesy if you will kindly see that all mail and telegrams addressed to the Reserve Bank Organization Committee, or any member of the party, either in your care or in care of private Pullman Car "National," is delivered promptly.

Respectfully,

Secretary,

Reserve Bank Organization Committee.

Postmaster,  
Lincoln,  
Nebraska.

- O M A H A -

.RESERVE BANK RECOMMENDATIONS.

*Rec'd Lincoln Neb  
Jan 24, 1914  
Ex 35 letters Frederick H Davis (Rec. page 213) + 3, 1  
Rec'd St. Louis*

*Submitted by Mr. Davis  
after leaving closed*

January 24, 1914

SHOWING OF THE BANKS OF OMAHA AND SOUTH OMAHA, NEBRASKA

Average percentage of remittances to eastern, southern and western points:

|   |          |
|---|----------|
| New York . . . . .                          | 22%      |
| Chicago . . . . .                           | 63       |
| St. Louis and miscellaneous southern points | 9        |
| Minneapolis and St. Paul . . . . .          | 3        |
| Denver . . . . .                            | <u>3</u> |
|   | 100%     |

OMAHA PLANT.The American Smelting and Refining Company.Showing States represented in Metal Receipts and Shipments. Year of 1913.

| States.       | Receipts.     |                 |               |                 | Value.             |
|---------------|---------------|-----------------|---------------|-----------------|--------------------|
|               | Gold Ozs.     | Silver Ozs.     | Lead Tons.    | Copper Lbs.     |                    |
| Alabama.      | 33            | 18              |               |                 | \$692.25           |
| Colorado.     | 231885        | 10726286        | 52500         | 7238601         | 16916583.50        |
| Idaho.        | 7548          | 182602          | 1965          |                 | 437168.40          |
| Illinois.     | 424           | 204             | 28            | 683361          | 115537.75          |
| Iowa.         | 16            | 85              |               | 5067            | 1154.12            |
| Montana.      | 7891          | 3046519         | 42728         | 188313          | 5754005.50         |
| Mexico.       | 23            | 1880            |               |                 | 1602.95            |
| Missouri.     |               | 5598            | 726           | 1089047         | 232890.87          |
| New Mexico.   | 116           | 3289            |               | 178769          | 31631.07           |
| Nebraska.     | 413           | 1184            | 8             |                 | 9938.05            |
| Nevada.       | 14            | 20              |               |                 | 301.10             |
| Oklahoma.     |               | 1300            |               | 12              | 781.83             |
| Pennsylvania. | 1             | 3629            | 15            | 25296           | 7366.69            |
| So. Dakota.   | 3038          | 11040           | 7             | 4662            | 70681.45           |
| Texas.        | 955           | 216601          | 273           | 3437383         | 697742.46          |
| Utah.         | 17045         | 4348973         | 28149         | 6158724         | 6360791.06         |
| Wyoming.      | 855           | 912             |               | 385236          | 76951.44           |
| <b>TOTAL</b>  | <b>270257</b> | <b>18550140</b> | <b>126399</b> | <b>19394471</b> | <b>30715820.49</b> |

| States.        | Shipments.    |                 |               |                      | Value.      |                    |
|----------------|---------------|-----------------|---------------|----------------------|-------------|--------------------|
|                | Gold Ozs.     | Silver Ozs.     | Lead Tons.    | Copper Lbs. Vitriol. |             |                    |
| U.S. Mints.    | 266413        | 16945734        |               |                      | 15668873.00 |                    |
| Canada.        |               |                 |               | 253                  | 20240.00    |                    |
| Colorado.      |               |                 |               | 19                   | 1520.90     |                    |
| Connecticut.   |               |                 | 4326          |                      | 378092.00   |                    |
| Georgia.       |               |                 | 58            | 83                   | 11709.00    |                    |
| Illinois.      |               |                 | 48089         | 1076                 | 4289058.00  |                    |
| Iowa.          |               |                 | 20            |                      | 1748.00     |                    |
| Indiana.       |               |                 | 650           |                      | 56810.00    |                    |
| Kentucky.      |               |                 | 26            | 21                   | 4352.00     |                    |
| Kansas.        |               |                 | 25            |                      | 2185.00     |                    |
| Louisiana.     |               |                 | 60            |                      | 5244.00     |                    |
| Maine.         |               |                 |               | 287                  | 22960.00    |                    |
| Massachusetts. |               |                 | 3525          | 164                  | 321305.00   |                    |
| Maryland.      | 7753          | 1589978         | 1800          | 12820345             | 3231542.00  |                    |
| Michigan.      |               |                 | 433           | 19                   | 39364.00    |                    |
| Minnesota.     |               |                 | 1935          |                      | 169119.00   |                    |
| Missouri.      |               |                 | 8845          | 75                   | 779053.00   |                    |
| Nebraska.      |               |                 | 8060          | 127                  | 714604.00   |                    |
| New York.      |               |                 | 23294         | 76                   | 2041626.00  |                    |
| New Jersey.    | 2054          | 501079          | 7681          | 3878792              | 1610457.00  |                    |
| Ohio.          |               |                 | 4195          | 64                   | 371763.00   |                    |
| Pennsylvania.  |               |                 | 8150          | 40                   | 715510.00   |                    |
| Rhode Island.  |               |                 | 50            |                      | 4370.00     |                    |
| So. Dakota.    |               |                 | 25            |                      | 2185.00     |                    |
| Tennessee.     |               |                 |               | 25                   | 2000.00     |                    |
| Utah.          |               |                 | 20            | 38                   | 4788.00     |                    |
| Virginia.      |               |                 | 20            |                      | 1748.00     |                    |
| Wisconsin.     |               |                 | 1282          |                      | 112047.00   |                    |
| <b>TOTAL</b>   | <b>276220</b> | <b>19036791</b> | <b>122569</b> | <b>16699137</b>      | <b>2487</b> | <b>30584272.00</b> |

3 *AF*

CHICAGO, BURLINGTON & QUINCY RAILROAD COMPANY.

Statement showing number of Tons Received East-Bound into  
Kansas City, Omaha and So. Omaha for Year 1913.


|             | Tons    |
|-------------|---------|
| Kansas City | 626,262 |
| Omaha       | 745,730 |
| So. Omaha   | 472,166 |

*1,217,890*

*H. E. Owen*  
Auditor

Office of Auditor Freight Accounts,

Chicago, Ill., February 3rd, 1914.



In the Matter of  
TELEGRAM  
Referring to Political Pull.

---

In reference to the telegram displayed at the Lincoln hearing, which had been sent by the Omaha Clearing House to a number of banks who had neglected to return cards expressing their preference for a reserve bank between Omaha, Lincoln, and Denver, and concerning which the Committee requested the writer to investigate and report, I would state as follows:-

The telegrams in question, urging prompt response, were sent by the Clearing House Committee, but the wording and form of the messages were left to the party having such matters in charge.


The words used concerning political pull were induced by the fact that it had been found difficult to impress on banks in Nebraska and elsewhere east of Colorado the possibility that Denver could be named for a reserve bank in a manner to affect them.


Something was needed to bring the possibility home to them, and the reference to political pull was only the statement of a notorious fact. It had been commented upon in the newspapers that the Colorado senators were exercising all the political pull in their power to have Denver named, and it had been openly charged that their special activity was the result of a special cause.

No reflection whatever was made upon the Committee in the telegram. There was no suggestion that they had been or would be influenced by this political pull.

The only reflection, if there was any, came from the party who sent the message to the Committee with the idea that it could have any influence upon their conclusions.

Respectfully submitted,





F. A. M<sup>c</sup> CORNACK, PRES.  
C. T. INGHAM, 1<sup>ST</sup> V. PRES.

OMAHA PRINTING COMPANY  
C. D. YOUNG, CASHIER.  
JOHN SANDROCK, ASST. CASH.

NO. 9796

*a*

# THE FIRST NATIONAL BANK

OF COLERIDGE

CAPITAL STOCK \$40,000.00

**COLERIDGE, NEBR.** January 22nd. 1914.

Hon. William G McAdoo, Secretary of the Treasury.,  
Reserve Bank Organization Committee,  
Lincoln,  
Nebraska.

Dear sir:-

We sincerely beleive Omaha Nebraska is the  
logical city for a Federal Reserve Bank for this section of the  
Country, however if Omaha is not selected we would prefer to be  
in the Chicago Reserve Bank territory.

Yours respectfully,




Cashier.

*7.4.16 174 1-2, 5-1*

ANSWERED  
JAN 28 1914

*One*

OMC



January 28th, 1914.

S I R :-

Your letter of January 22nd, addressed to Secretary Mc Adoo, has been referred to this office for attention. In reply, I beg to advise that your suggestion that Omaha, Nebraska, is the logical city for a Federal Reserve Bank in that section will be called to the attention of the Committee when it considers this question.

Respectfully,

Secretary,  
Reserve Bank Organization Committee.

Mr. C. D. Young, Cashier,  
The First National Bank,  
Colebridge, Nebraska.

4528

# THE FIRST NATIONAL BANK OF HARTINGTON

GEO. I. PARKER, President.  
W. S. WESTON, Vice Prest.  
HENRY LAMMERS, Vice Prest.  
R. G. MASON, Cashier.  
GEO. BESTE, Asst. Cashier.  
ALPHONSE LAMMERS, Asst. Cashier.

CAPITAL  
\$100,000.00  
SURPLUS  
\$10,000.00

HARTINGTON, NEBR.,

January 22nd 1914.

Hon. Wm. G. McAtee, Chairman,  
Lincoln, Nebraska.

My Dear Sir,-

While it may seem preposterous for us to write you relative to the organization or location of the Federal Reserve Bank for this section of our country, I cannot refrain from expressing the views of myself and the banks with which I am associated, briefly.

Omaha, is the logical location for a Federal Reserve Bank for this section of the country and a vast territory on the south and west, as most of our stock shipments are marketed there. If, however, ~~Omaha~~ is not to be considered, Chicago should be the next place considered, in our judgment.

The trend of business is towards the east and there are no cities of importance west of Omaha which draw any trade from territory to the east of them, until we get to the coast cities.

In fact we seriously believe it would be a serious calamity to Nebraska should this state be included in a territory other than Omaha or Chicago.

Yours very truly,

FIRST NATIONAL BANK of HARTINGTON, Neb

By *W. S. Weston* Prest

Peoples Savings Bank of Hartington, Neb.

By *W. S. Weston* Prest.

First National Bank of Wynot, Neb.

By *W. S. Weston* Prest.

Farmers State Bank of Obert, by Prest.

*W. S. Weston*  
Farmer & Mch. State Bank of Bloomfield, Neb.

By *W. S. Weston* Prest.  
And acting prest of Northeast Nebraska Bankers Assn.

9793.

**THE FIRST NATIONAL BANK**  
OF LAUREL

F. A. MCCORNACK, PRESIDENT.  
J. H. COBURN, VICE PRESIDENT.

CAPITAL & SURPLUS  
\$ 50,000.00

W. T. GRAHAM, CASHIER.  
PAUL STEWART, ASST. CASHIER.

LAUREL, NEBRASKA, Jan. 22nd, 1914.

Reserve Bank Organization Committee,  
Lincoln, Nebr.

Hon; William G. McAdoo:

Pardon me for writing you in a suggestive manner, but I cannot help but say, that located as we are in this agricultural region of the Central West, we sincerely believe Omaha should be our Federal Reserve City. In our minds it is the logical place for this agricultural region. If, however, you cannot see fit to make Omaha a Federal Reserve City for us, we would earnestly request that you place us with Chicago.

Very truly yours,

WTG/JBG.



Cashier.

THE  
NEBRASKA NATIONAL BANK  
OMAHA

10

H. W. YATES  
PRESIDENT  
F. W. CLARKE  
VICE PRESIDENT  
H. W. YATES, JR.  
CASHIER  
L. W. SCHEIBEL  
ASST. CASHIER

February 9, 1914.

Hon. Wm. G. McAdoo,  
Secretary of the Treasury,

Hon. David F. Houston,  
Secretary of Agriculture,

Hon. John Skelton Williams,  
Comptroller of the Currency,

ORGANIZATION COMMITTEE,

Washington, D. C.

Gentlemen:-

At the hearing in Lincoln, I was personally requested by your Committee to supply briefs upon points in the new currency law which were specifically marked in the copy of the law handed me, namely:-

Commercial Paper

Clearing of Checks.

*Handwritten:* "Commercial Paper"

I have the honor to submit herewith separate briefs upon the two items.

I was also requested to investigate and report concerning telegrams sent from the Omaha Clearing House to a number of banks, carrying reference to "political pull."

I submit in a separate paper my report upon the matter.

Yours respectfully,

*Handwritten signature:* Henry W. Yates

Hon. William G. McAdoo,  
 Secretary of the Treasury,  
 Hon. David P. Houston,  
 Secretary of Agriculture,  
 Hon. John Skelton Williams,  
 Comptroller of the Currency,  
 ORGANIZATION COMMITTEE,  
 Treasury Department,  
 Washington, D. C.

*First Nat'l Bank, Omaha, Neb.*

Gentlemen:--

In pursuance of the understanding obtained at the Lincoln hearing, I have the honor to submit herewith, on the part of the banks of Omaha and South Omaha, the following exhibits in support of the brief which was then submitted to you:-

(1) We send you under separate cover, by express, the cards received from the banks in the territory suggested for an Omaha district, expressing preference as between Omaha, Lincoln, and Denver, which will be found to agree substantially with the figures in the brief. For Nebraska these figures show:-

|           |                               |
|-----------|-------------------------------|
| For Omaha | 845                           |
| " Lincoln | 65                            |
| " Denver  | <u>None</u>                   |
| Total     | 910 from 950 banks addressed. |

(2) A document giving statistics and the source of same in confirmation of the claims of Omaha set forth in the brief filed under the head of "Business" at page 9.

(3) The report from the American Smelting and Refining Company's plant at Omaha, showing receipts of ore and bullion for year 1913 and the product and distribution of same.

(4) Report from Mr. John C. Wharton, Postmaster of Omaha, showing total postal receipts from sale of stamps, envelopes, etc., and other postmasters, for year 1913, . . . . . \$2,108,894.82

Total money order transactions. \$11,136,009.75

(5) Concerning the jobbing wholesale business of Omaha:  
 This has been submitted in a separate communication from Mr. Ward Burgess of the M. E. Smith Dry Goods Company, in accordance with the request made of him by you at the Lincoln hearing.

(6) Concerning the discount requirements of the district tributary to Omaha: This has been submitted to you in a separate communication from Mr. John C. French, Cashier of the Stock Yards National Bank of South Omaha, as requested of him at the Lincoln hearing.

A d d i t i o n a l M a t t e r.

We also have the honor to submit additional and new matter which was not covered at the hearing:-

(7) Report from the Auditor of Freight Accounts of the Chicago, Burlington & Quincy Railroad system, of the tons of east-bound freight into Kansas City, Omaha, and South Omaha, during the year 1913, showing as follows:-

|                                     | <u>Tons.</u> |
|-------------------------------------|--------------|
| Kansas City                         | 626,262      |
| Omaha & So. Omaha                   | 1,217,896    |
| (Omaha nearly doubles Kansas City). |              |

(8) Report from the General Freight Agent of the Union Pacific Railroad system for 1913, showing tonnage into Omaha terminals and Kansas City as follows:-

|                                      |              |
|--------------------------------------|--------------|
| Omaha, South Omaha & Council Bluffs, | 880,481 tons |
| Kansas City,                         | 522,208 "    |
| From Denver into Omaha,              | 14,701 "     |
| From Denver into Kansas City,        | 2,722 "      |

These two railroad systems supply almost the total transportation business of both Kansas City and Omaha to the immediate west.

With that part of the business going into Kansas City over these two railroads through the state of Kansas, Omaha does not pretend to rival Kansas City; but on these lines north of the state of Kansas, where competition would exist if there was any, these figures clearly show that Kansas City is no rival to Omaha.

The figures of the Chicago & Northwestern Railroad system are not given for the reason that it has no delivery into Kansas City. This railroad gives Omaha another outlet to the west and northwest and reaches South Dakota points and the Black Hills. Its figures for freight into Omaha would probably be as large as either of the other systems.

Inducements to Increase Deposits.

One of the questions asked or suggested by you at the hearing was not sufficiently answered at the time. This was in relation to the inducements offered for increasing deposits.

If your Committee should take the trouble to make close inquiry upon this point, you will find that for twenty years or more past the Omaha banks have steadfastly refused to offer any of the inducements to secure business which have been so extensively practiced by its rivals.

They have refused to pay more interest on balances than two per cent. per annum, the rate paid by New York and Chicago banks, and they have refused to make collections at a loss or to credit checks and absorb the charges in exchange for a deposit account. Their resolute adherence to this rule has unquestionably lessened their deposits from other banks.

They have always held that these practices to gain business were not in accordance with sound business principles, and they believe that in substantial results they have lost nothing by this policy.

Respectfully submitted,

*Henry W. Yates*  
President  
Nebraska National Bank  
of Omaha

Omaha, Nebraska,  
February 9, 1914.

FORM 1599

# UNION PACIFIC RAILROAD COMPANY

*(Handwritten initials in a circle)*

IN REPLY PLEASE REFER TO

No.

Feb. 5, 1914.

*(Handwritten number 7)*

CHARLES J. LANE, GENERAL FREIGHT AGENT  
W. H. GARRATT, ASSISTANT GENERAL FREIGHT AGENT  
GEORGE W. HAMILTON, ASSISTANT GENERAL FREIGHT AGENT



OMAHA, NEB.,

Dear Mr. Drake:

For the Calendar year of 1913 there was a total tonnage received and taken into account at the terminals of Council Bluffs, Omaha and South Omaha of 880,481 tons

For the same period we took 522,208 tons of traffic into Kansas City where it terminated.

For the same Calendar year of 1913 there were forwarded from Denver and stopped at the three terminals here 14,701 tons of traffic, and for the same period 2722 tons from Denver to Kansas City.

Yours very truly,

*(Handwritten signature)*

6  
7

OFFICE OF THE POSTMASTER

# United States Post Office

OMAHA, NEBRASKA

January 31, 1914

Hon. W.H. Bucholz &  
Hon. Ward M Burgess,  
  
Omaha National Bank,  
  
Omaha, Nebr.

Gentlemen:

I herewith transmit to you a statement of the receipts of the Omaha post office for the year ending December 31st, 1913.

|  |                   |
|--|-------------------|
| Sale of stamps, envelopes, etc for the year ending 1913.....                                       | \$1,326,978.75    |
| Deposits received on general postal account from postmasters in Nebraska during the year 1913..... | <u>781,916.07</u> |
| Total received from sale of stamps and from postmasters in Nebraska during the year 1913.....      | \$2,108,894.82    |

|   |                     |
|---|---------------------|
| Expenses of the Omaha office for the year 1913.....   | \$ 555,080.90       |
| Paid railway postal clerks through Omaha office 1913.....   | 413,998.24          |
| Paid rural carriers from the Omaha office during 1913.....  | <u>1,186,153.61</u> |
| Total expenses of Omaha office and money paid through Omaha office to railway postal clerks and rural carriers..... | \$2,155,232.75      |

|   |                     |
|---|---------------------|
| Amount of money orders issued at Omaha office during 1913..                     | \$1,329,821.38      |
| Amount of money orders paid at Omaha office during 1913.....                    | 4,497,147.46        |
| Remittances received from postmasters on money order account during 1913.....   | <u>5,309,040.91</u> |
| Total amount of money order transactions at Omaha office for the year 1913..... | \$11,136,009.75     |

Respectfully submitted,

*John C. Hartou*  
Postmaster.

JCW-MS

No. 467.

*Citizens State Bank**Capital \$50,000.00.*

W.L. MOTE, PRESIDENT.  
 M. SORENSON, CASHIER.  
 FRANK METSCHIES, ASST. CASHIER.  
 ROSS A. MOTE, ASST. CASHIER.

*Plainview, Nebraska.* Jan'y 22nd '14.

Hon William G. McAdoo, Chairman Committee,

Regional Banks, sitting at Lincoln, Nebr.

My Dear Mr Chairman:-

Permit me to call your attention to the city of Omaha as being, in my judgment, the natural and logical place for a regional bank to best serve the interests of a vast agricultural region, vast at this time and growing at a rapid rate. It is destined to be the greatest agricultural and stock growing and feeding region in the United States. A regional bank at Omaha would be of great benefit and convenience to these interests which are of such great importance to not only this particular section of the country but to the country as a whole. Our part of the country should be linked with a regional bank that would be of especial service, <sup>to</sup> and in sympathy with the agricultural and stock feeding interests.

Nebraska is purely an agricultural, stock growing, and stock feeding state. There is not a mine in the whole state.

When our crops are matured and commence to move, in the little trade territory of Plainview alone, the three banks of Plainview are called upon each fall during October, November and December to finance

farmers and cattle feeders to the extent of \$200,000.00. This is only illustrative of conditions throughout this agricultural region with all banks and all towns. The better the crops the greater the strain until the crops go to market, directly in the form of grain, or indirectly in the form of cattle & hogs.

Yours truly,

*W. L. Mote* President.



NO 7477

# THE SECURITY NATIONAL BANK

CAPITAL \$ 50,000

RANDOLPH, NEBR.

Jan. 22, 1914.

PAUL BUOL, PRESIDENT  
C. H. RANDALL, VICE-PRES.      W. R. CAIN, CASHIER.

Secretary McAdoo,  
Lincoln, Nebraska,

Dear Sir:

In formulating the boundaries of the sections of the country to be served by the several regional reserve banks it seems of primary importance that each part of the country be in a district whose reserve bank is located to the best advantage financially, commercially and otherwise of the district served.

Located as we are in the northeastern part of Nebraska and in a district whose enterprises consist almost entirely of farming and stock raising we feel that the interests of the banks in this section as well as the farmer, the shipper and the business man, would best be served by a bank located in Omaha, as a very large percentage of our stock is shipped to Omaha and practically all of our grain is shipped to that point or to other points through Omaha.

In the event it became impossible to locate ~~one~~ of the regional reserve banks in the city of ~~Omaha~~ we believe it to the best interest of this territory to be located in the district whose bank should be in Chicago, this being the next city of financial and commercial importance to us.



NO 7477

THE SECURITY NATIONAL BANK

CAPITAL \$ 50,000

RANDOLPH, NEBR.

PAUL BUOL, PRESIDENT

C. H. RANDALL, VICE-PRES.

W. R. CAIN, CASHIER.

Very few, if any, of our products ever reach Denver, Minneapolis, St. Paul, Kansas City or St. Louis, except through intermediate points.

Yours truly,

Cashier.

WRC-D

B

6

H. C. BOSTWICK, PRESIDENT.  
F. W. CLARKE, VICE-PRESIDENT.  
J. C. FRENCH, CASHIER.  
J. S. KING, ASST TO PRESIDENT.



H. C. MILLER, ASST CASHIER.  
EPES CORY, ASST CASHIER.  
J. B. OWEN, ASST CASHIER.

*[Handwritten signature]*

CAPITAL AND SURPLUS \$ 1,125,000 00

SOUTH OMAHA, NEBRASKA

February 9, 1914.

Reserve Bank Organization Committee,

Washington, D.C.

Sirs:--

At the Reserve Bank hearing held at Lincoln, Nebr., on January 24th, Secretary McAdoo requested the writer to procure, tabulate and forward figures in connection with the borrowing demands of the banks located in the country embraced in the territory which Omaha requested to have attached to it in event of the location of a reserve bank at Omaha.

Returns compiled by the banks in Omaha and South Omaha show that, as of date October 21st, 1913, they had outstanding loans and rediscounts to banks and bankers in the territory referred to aggregating \$6,866,061.39, apportioned among the various states as follows:--

|                 |                |              |              |
|-----------------|----------------|--------------|--------------|
| Nebraska        | \$4,618,458.13 | South Dakota | \$364,877.96 |
| Wyoming         | 626,403.94     | Colorado     | 472,960.55   |
| Iowa (west 1/3) | 527,919.81     | Montana      | 78,475.00    |
| Idaho           | 149,466.00     | Utah         | 27,500.00    |

while at a somewhat later date the total of such loans and rediscounts was slightly in excess of \$9,000,000.00.

*A 9102*

Reserve Bk Com--2

2-8-14

The figures given are necessarily incomplete as indicating the total borrowing demand of the states mentioned, as they embrace only such loans as have been made by the Omaha and South Omaha banks, whereas, in the same territory, no inconsiderable amount of paper is rediscounted with, and money borrowed from, correspondent banks in New York, Chicago, Lincoln, and a few other smaller financial centers.

Neither do the figures given include the paper which is rediscounted through the medium of Loan Companies organized for the express purpose of furnishing money to the sheep and cattle industries of this and adjoining states, the total of which would probably equal fully Fifty per cent., of the aggregate amount handled by the banks.

At the Lincoln hearing referred to, the question was asked whether or not any special inducements were offered by Omaha and South Omaha banks to influence country banks to maintain balances with them, and I wish to state in this connection that almost without exception the bank balances which are maintained here are kept with us for business reasons, and because of the natural flow of business to these points, and that no special inducements are offered, the uniform rate paid on bank balances being the same as in Chicago and New York, which is Two per cent.

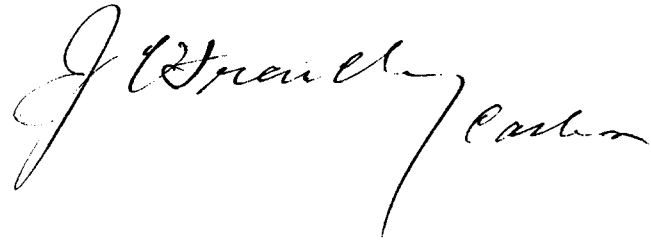
I am also enclosing, as requested, statistics

Reserve Bk Com—3

2-9-14

showing receipts of live stock at the South Omaha stock yards for the year 1913. Over Ninety per cent., of these receipts came from the states which Omaha requested to have embraced in its reserve bank territory, and we want to call your attention to the fact that the estimated value of these receipts exceeded \$131,000,000.00, while the value of the product of such of the receipts as were handled by our local Packing Houses exceeded \$105,000,000.00.

Respectfully,

Handwritten signature of J. W. Strachey in cursive script.

ANSWERED

FEB 12 1914

Handwritten initials, possibly "WMM", written in ink.

**Schedule of Live Stock Receipts**  
**at**  
**Union Stock Yards, South Omaha, Nebraska,**  
**for year 1913.**

| <u>No.</u>   | <u>States</u>    | <u>Cattle</u>  | <u>Hogs</u>      | <u>Sheep</u>     | <u>Horses &amp; Mules</u> | <u>Total</u>     |
|--------------|------------------|----------------|------------------|------------------|---------------------------|------------------|
| 1            | Nebraska         | 580,564        | 1,989,395        | 698,692          | 20,693                    | 3,289,344        |
| 2            | Wyoming          | 73,852         | 1,046            | 986,245          | 2,722                     | 1,063,865        |
| 3            | Iowa             | 135,271        | 469,382          | 169,226          | 1,530                     | 775,409          |
| 4            | Idaho            | 1,890          | 26               | 667,323          | 625                       | 669,864          |
| 5            | Colorado         | 77,223         | 43               | 181,962          | 646                       | 259,874          |
| 6            | So. Dakota       | 25,981         | 81,041           | 89,983           | 3,183                     | 200,188          |
| 7            | Montana          | 9,258          | 66               | 163,522          | 406                       | 173,252          |
| 8            | Utah             | 583            |                  | 118,660          | 197                       | 119,440          |
| 9            | Oregon           | 597            |                  | 67,191           |                           | 67,788           |
| 10           | Nevada           | 19             |                  | 47,309           | 266                       | 47,594           |
| 11           | Kansas           | 32,788         | 365              | 4,625            | 982                       | 38,760           |
| 12           | Missouri         | 9,970          | 1,107            | 6,644            | 200                       | 17,921           |
| 13           | California       |                |                  | 14,193           |                           | 14,193           |
| 14           | Texas            | 6,992          |                  | 601              |                           | 7,593            |
| 15           | Arizona          | 4,213          |                  |                  |                           | 4,213            |
| 16           | Washington       |                |                  | 2,924            |                           | 2,924            |
| 17           | No. Dakota       |                |                  | 2,902            |                           | 2,902            |
| 18           | Minnesota        | 1,297          |                  | 123              | 59                        | 1,479            |
| 19           | Illinois         | 640            | 283              |                  | 57                        | 935              |
| 20           | Oklahoma         | 284            |                  |                  |                           | 284              |
| 21           | New Mexico       | 267            |                  |                  |                           | 267              |
| 22           | Wisconsin        | 230            |                  |                  |                           | 230              |
| 23           | Indian Territory | 112            |                  |                  |                           | 112              |
| 24           | Indiana          | 72             |                  |                  |                           | 72               |
| <b>Total</b> |                  | <b>962,103</b> | <b>2,542,709</b> | <b>3,222,125</b> | <b>31,566</b>             | <b>6,758,503</b> |

Estimated total value - - - - - \$131,048,473.00

Estimated value of converted product- - - - \$105,819,000.00

MM



February 12, 1914.

Sir:

Receipt is acknowledged of your letter of February 7th giving additional data with reference to your testimony at the hearing of the Reserve Bank Committee, held at Lincoln, Nebraska, and the same will be carefully filed as an exhibit in connection therewith.

Respectfully,

Secretary,

Reserve Bank Organization Committee.

Mr. J. C. French,  
South Omaha, Nebraska.

INFORMATION SUPPLEMENTING BRIEF  
OF BANKS OF OMAHA AND SOUTH OMAHA

On behalf of the designation of  
Omaha for a Federal Reserve Bank.

To The Honorable  
William G. McAdoo,  
Secretary of the Treasury

To The Honorable  
David F. Houston,  
Secretary of Agriculture

To The Honorable  
John Skelton Williams,  
Comptroller of Currency

Gentlemen:

Pursuant to your request to file additional data, in behalf of Omaha's claims for the location of a Federal Reserve Bank in Omaha, as outlined at the Lincoln, Nebraska, hearing January 24, 1914, the bankers of Omaha and South Omaha respectfully submit the following facts substantiating facts developed at the hearing:

OMAHA IS THE THIRD LARGEST LIVE STOCK MARKET AND PACKING CENTER.

Figures compiled by the Stock Yards Companies of Kansas City, Omaha and Chicago show these receipts for 1913:

|             | <u>Total number head</u> |
|-------------|--------------------------|
| Chicago     | 16,362,192               |
| Kansas City | 6,981,418                |
| OMAHA       | 6,758,525                |
| St. Louis   | 4,633,690                |

OMAHA IS THE SECOND LARGEST IN RECEIPTS OF SHEEP.

|             |           |
|-------------|-----------|
| Chicago     | 5,902,798 |
| OMAHA       | 3,222,133 |
| Kansas City | 2,094,748 |
| St. Louis   | 949,802   |

OMAHA IS THE FOURTH LARGEST IN RECEIPTS OF CATTLE.

|             |           |
|-------------|-----------|
| Chicago     | 2,888,456 |
| Kansas City | 2,318,885 |
| St. Louis   | 1,099,997 |
| OMAHA       | 962,103   |

OMAHA IS THE FOURTH LARGEST IN RECEIPTS OF HOGS.

In total receipts Omaha, Kansas City and St. Louis are so nearly equal that only 41,000 difference maintains between highest and lowest:

|             | <u>Total number head</u> |
|-------------|--------------------------|
| Chicago     | 7,570,938                |
| St. Louis   | 2,583,911                |
| Kansas City | 2,567,785                |
| OMAHA       | 2,542,709                |

OMAHA IS THE LARGEST FEEDER MARKET.

OMAHA IS THE GREATEST market in the United States for feeder sheep. The shipments of feeder sheep from Omaha during 1913 were 1,468,819 head. Chicago was second with shipments of 1,449,692, and Kansas City third with 496,430.

OMAHA IS THE FOURTH PRIMARY GRAIN MARKET.

Figures compiled by the Grain Exchanges of Chicago, St. Louis, Kansas City, Omaha and Minneapolis show OMAHA FOURTH in rank with KANSAS CITY FIFTH:

|             | <u>Total receipts</u>                 |
|-------------|---------------------------------------|
| Chicago     | (Figures not available; easily first) |
| Minneapolis | 185,248,290                           |
| St. Louis   | 80,498,685                            |
| OMAHA       | 68,574,700                            |
| Kansas City | 66,795,200                            |

OMAHA IS THE SECOND PRIMARY CORN MARKET.

Grain Exchange figures show OMAHA to be the second primary corn market of the United States, ranking next to Chicago. St. Louis is third, and Kansas City fourth:

|             | <u>Receipts 1913</u> |
|-------------|----------------------|
| Chicago     | .....                |
| OMAHA       | 31,111,200           |
| St. Louis   | 22,189,045           |
| Kansas City | 21,928,000           |
| Minneapolis | 8,189,080            |

OMAHA IS THE FOURTH PRIMARY OATS MARKET.

Omaha is the fourth primary market for oats, with Kansas City fifth:

|             | <u>Receipts 1913</u> |
|-------------|----------------------|
| Chicago     | .....                |
| Minneapolis | 24,560,020           |
| St. Louis   | 24,363,800           |
| OMAHA       | 16,384,200           |
| Kansas City | 10,174,500           |

### OMAHA'S MANUFACTURING AND JOBBING.

The annual manufacturing and jobbing business of OMAHA totals \$355,012,310; divided, manufacturing \$193,385,671 and jobbing \$161,626,639. From analysis of shipments, these goods are sent into Nebraska, Iowa, Montana, Colorado, Utah, southern South Dakota, and northern Kansas.

These figures were compiled by the Bureau of Publicity, Commercial Club of Omaha, and are the compilation of returns made by 389 jobbers and 402 manufacturers. Similar statistics are compiled each year.

A further analysis of these figures shows that OMAHA occupies the following position in these respects:

OMAHA IS THE GREATEST CREAMERY BUTTER PRODUCING CITY IN THE UNITED STATES. Last year creamery butter of the value of \$7,195,452 was shipped out of OMAHA. The total number of pounds as reported by the creameries exceeded twenty-five million.

OMAHA IS THE SECOND DISTRIBUTING POINT FOR AGRICULTURAL IMPLEMENTS. Twenty-four concerns in Omaha reported an aggregate of \$15,224,000 worth of implements distributed through the Omaha houses. Kansas City, supplemented by sales from Denver, aggregated about \$17,500,000 according to their reports.

OMAHA IS THIRD IN THE VALUE OF PACKING HOUSE PRODUCTS. The output of the packing houses of South Omaha totaled \$105,819,382 in 1913.

### OMAHA'S GROWTH IN ELEVEN YEARS.

OMAHA'S growth in the past eleven years is an indication of the development of the city and its tributary trade territory. Without exception OMAHA has shown remarkable growth, varying from 23 to 329 per cent. Following are the figures:

-4-

|                      | <u>1903</u>   | <u>1913</u>   | <u>Per cent<br/>Increase</u> |
|----------------------|---------------|---------------|------------------------------|
| Population           | 109,921       | 155,312       | 40                           |
| Bank Clearings       | \$392,880,920 | \$908,947,578 | 170                          |
| Bank Deposits        | \$25,612,275  | \$61,184,070  | 139                          |
| Factory Output       | \$130,583,090 | \$193,385,671 | 47                           |
| Jobbing              | \$70,998,467  | \$161,626,639 | 122                          |
| Live stock receipts  | 5,218,836     | 6,758,525     | 24                           |
| Grain receipts       | .....         | 68,574,700    | ...                          |
| Post Office Receipts | 509,450       | 1,325,256     | 160                          |
| No. Building Permits | 329           | 1,236         | 272                          |
| Value " "            | \$962,602     | \$4,110,773   | 329                          |
| Realty Transfers     | \$7,004,078   | \$9,371,301   | 33                           |
| Actual Value         |               |               |                              |
| Assessable Property  | \$105,856,575 | \$181,566,890 | 71                           |

# NIGHT LETTER

## THE WESTERN UNION TELEGRAPH COMPANY

INCORPORATED  
25,000 OFFICES IN AMERICA CABLE SERVICE TO ALL THE WORLD

This Company TRANSMITS and DELIVERS messages only on conditions limiting its liability, which have been assented to by the sender of the following Night Letter. Errors are guarded against only by repeating a message back to the sending station for comparison, and the Company will not hold itself liable for errors or delays in transmission. Fifty Dollars, unless otherwise stated below, this message has been valued by the sender thereof, nor in any case where the claim is not presented in writing within sixty days. This is an UNREPEATED NIGHT LETTER, and is delivered by request of the sender, under the conditions named above.

THEO. N. VAIL, PRESIDENT

BELVIDERE BROOKS, GENERAL MANAGER

RECEIVED AT

1623

D185NY RU 47 N L

STROMSBURG NEB FEBY 26 1914

HON WILLIAM JENNINGS BRYAN

WASHN DC

NEBRASKA WILL FEEL VERY GRATEFUL TO YOU PERSONALLY IF RESERVE BANK IS LOCATED IN THE STATE ELIMINATING KANSASCITY AS IN THE SAME STATE WITH STLOUIS OMAHA HAS THE STRONGEST CLAIM COMMERCIALY OF ANY CITY BETWEEN CHICAGO AND SANFRANCISCO LINCOLN WOULD SERVE SAME PURPOSE BUT SELECTION LESS DEFENSIBLE

VICTOR E WILSON

1233AM



HENRY LEY, PRES'T  
ROLLIE W. LEY, CASHIER

C. A. CHASE, VICE-PRES'T  
HERMAN LUNDBERG, ASS'T-CASHIER

No. 448

## State Bank of Wayne

CAPITAL STOCK, \$30,000.00  
SURPLUS, \$10,000.00  
DEPOSITS, \$350,000.00

Wayne, Nebraska, Jan 22-1914.

Federal Reserve Board Organization Committee,  
Lincoln, Nebr.

Hon. W.G. McAdoo Sec.

Dear Sir:-

Thinking prehaps it would not be out of the way we are writing you in connection with the location of the Federal Reserve Bank which will be tributary to this district. It would seem to us and we are strongly for a Federal Reserve Bank being located at Omaha, Nebr. Omaha would be throughly acquainted with our wants and so located that they can cover a large territory especially of the farming and stock raising district. Sould it be found impossiable to consider our wished in the location of a bank at ~~Omaha~~ we would then prefer to be put in the Chicago territory. While they are farther away they are still the logical place for us to center. It would work to a great disadvantage to us to be in any other district under consideration. Thanking you for any consideration you may have for this locality.

I remain,

Very Truly,

*Rollie W. Ley*  
Cashier.

NO. 3392.

**THE FIRST NATIONAL BANK**  
**OF WAYNE, NEBRASKA.**

FRANK E. STRAHAN, PRESIDENT.  
JOHN T. BRESSLER, VICE PRESIDENT.  
H.F. WILSON, VICE PRESIDENT.  
H.S. RINGLAND, CASHIER.

CAPITAL \$ 75,000.00  
SURPLUS \$ 20,000.00

**WAYNE, NEBRASKA.**

January 22nd., 1914.

Reserve Bank Organization Committee,  
Lincoln, Nebraska.

Gentlemen:-

It is the sentiment and desire of the officers and directors of this bank that due consideration be given Omaha as the location for the Reserve bank of this region.

Omaha is the grain and livestock center for our locality and is ~~the~~ our first choice as location for the Reserve bank in which we made application.

Our second choice is Chicago.

Very respectfully,

THE FIRST NATIONAL BANK

WAYNE, NEBRASKA.

*H.S. Ringland*  
Cashier.

## TREASURY DEPARTMENT TELEGRAM.



WHERE WRITTEN:

RESERVE BANK ORGANIZATION COMMITTEE. Washington,

January 21, 1914.

TO Chairman,  
Chamber Commerce,  
Omaha, Nebraska.

Meeting Reserve Bank Organization Committee will be held  
Federal Court Room, new Post Office Building, beginning ten A.M.  
January twenty-fourth.

Secretary  
Reserve Bank Organization Committee.

OFFICIAL BUSINESS.  
GOVERNMENT RATES.

OFFICIAL.

CHARGE TREASURY DEPARTMENT, APPROPRIATION FOR \_\_\_\_\_

The appropriation from which payable must be stated on above line.

DEPARTMENTAL STOCK FORM 2123.

2-6827

# WESTERN UNION DAY LETTER



THEO. N. VAIL, PRESIDENT

*[Handwritten signature]*

RECEIVED AT

B3CH FB 92 BLUE 5 EXTRA

1914 JAN 3 PM 10 44  
BD OMAHA NEBR JAN 3 1914

~~WILLIAM G MCADOO~~  
WILLIAM G MCADOO

955  
SECY OF THE TREAS WASHN DC

AT A MEETING OF THE CLEARING HOUSE HELD LAST NIGHT  
IT WAS UNANIMOUSLY DECIDED TO ASK THE COMMISSION TO DESIGNATE

OMAHA AS A LOCATION FOR ONE OF THE REGIONAL BANKS  
AND A COMMITTEE OF SIX WAS APPOINTED FOR THE PURPOSE

OF CONFERRING WITH YOURSELF AND SECRETARY HOUSTON WE WOULD BE  
PLEASED TO HAVE YOU ADVISE US AS TO WHETHER OR

NOT IT WOULD BE CONVENIENT FOR THE COMMISSION TO MEET  
THE COMMITTEE IN CHICAGO OR IF NOT PLEASE ADVISE WHEN  
AND WHERE THEY MAY CONFER WITH YOU

V B CALDWELL

PRESIDENT OMAHA CLEARING HOUSE  
ASSN 1037P

*Omaha*

*[Handwritten signature in a circle]*

# THE WESTERN UNION TELEGRAPH COMPANY

25,000 OFFICES IN AMERICA.

INCORPORATED

CABLE SERVICE TO ALL THE WORLD

THEO. N. VAIL, PRESIDENT

BELVIDERE BROOKS, GENERAL MANAGER

RECEIVER'S No.

TIME FILED

CHECK

*Copy*

SEND the following message subject to the terms on back hereof, which are hereby agreed to

*Boston, Jan 9 1914*

To *V. B. Caldwell*

*Pres., Clearing House Assn.,  
Omaha, Neb.*

*Will telegraph you on Monday  
next definitely where Omaha  
will be heard*

*W. G. Adams*

*Paid. Govt. rate charge (sent from Hotel) Jan 24th*

## TREASURY DEPARTMENT TELEGRAM.



WHERE WRITTEN:

**RESERVE BANK ORGANIZATION COMMITTEE.**

Washington,

January 14, 1914.

**V. B. Caldwell, President,  
Clearing House Association,  
Omaha, Nebraska**

**Committee will be glad to hear Omaha at Lincoln, Nebraska,  
on Saturday, January twenty-fourth.**

**Secretary pro tem  
Reserve Bank Organization Committee.**

OFFICIAL BUSINESS.  
COMMERCIAL RATES.  
COLLECT.

## TREASURY DEPARTMENT TELEGRAM.



WHERE WRITTEN:

RESERVE BANK ORGANIZATION COMMITTEE.

Washington,

January 19, 1914.

TO

V. B. Caldwell, President,  
Clearing House Association,  
Omaha, Nebr.

Will be glad if you can wire me list of names of  
those to appear at hearing of Committee, Lincoln, January twenty-  
fourth.

Secretary  
Reserve Bank Organization Committee.

OFFICIAL.

OFFICIAL BUSINESS.

GOVERNMENT RATES.

CHARGE TREASURY DEPARTMENT, APPROPRIATION FOR \_\_\_\_\_

The appropriation from which payable must be stated on above line.

DEPARTMENTAL STOCK FORM 2128.

# NIGHT LETTER

## THE WESTERN UNION TELEGRAPH COMPANY

INCORPORATED  
25,000 OFFICES IN AMERICA CABLE SERVICE TO ALL THE WORLD

This Company TRANSMITS and DELIVERS messages only on conditions limiting its liability, which have been assented to by the sender of the following Night Letter. Errors can be guarded against only by repeating a message back to the sending station for comparison, and the Company will not hold itself liable for errors or delays in transmission or delivery of Unrepeated Night Letters, sent at reduced rates, beyond a sum equal to the amount paid for transmission; nor in any case beyond the sum of Fifty Dollars, at which, unless otherwise stated below, this message has been valued by the sender thereof, nor in any case where the claim is not presented in writing within sixty days after the message is filed with the Company for transmission.  
This is an UNREPEATED NIGHT LETTER, and is delivered by request of the sender, under the conditions named above.

THEO. N. VAIL, PRESIDENT

BELVIDERE BROOKS, GENERAL MANAGER

RECEIVED AT

C1360H AI 85 NL 2 EX

1149  
OMAHA NEB

l.p.

H C ELLIOTT

JAN 20 1914

SECRETARY RESERVE BANK ORGANIZATION COMMITTEE  
WASHINGTON DC

THOSE WHO WILL ACTUALLY PRESENT THE CLAIMS OF OMAHA AT

LINCOLN WILL BE NAMED NEXT FRIDAY AT A JOINT CONFERENCE

OMAHA CLEARING HOUSE COMMITTEE AND OMAHA COMMERCIAL CLUBS COMMITTEE THE

FORMER CONSISTING OF V B CALDWELL W H BUCHOLZ H W YATES

F H DAVIS LUTHER DRAKE H C BOSTWICK COMMERCIAL CLUB COMMITTEE

IS COMPOSED OF GEORGE H KELLY T C BYRNE W M BURGESS W S WRIGHT

J A SUNDERLAND J A C KENNEDY E E BRUCE CALDWELL OUT OF TOWN

TODAY.

W. H. BUCHOLZ

VICE CHAIRMAN

855PM

# TREASURY DEPARTMENT TELEGRAM.



WHERE WRITTEN:

Washington,

RESERVE BANK ORGANIZATION COMMITTEE.

January 21, 1914.

TO

Chairman,  
Clearing House Association,  
Omaha, Nebr.

Meeting Reserve Bank Organization Committee will be held  
Federal Court Room now Post Office Building beginning ten A.M.,  
January twenty-fourth.

Secretary  
Reserve Bank Organization Committee.

**OFFICIAL.**

OFFICIAL BUSINESS.

GOVERNMENT RATES.

CHARGE TREASURY DEPARTMENT, APPROPRIATION FOR \_\_\_\_\_

The appropriation from which payable must be stated on above line.

DEPARTMENTAL STOCK FORM 2128.

# TREASURY DEPARTMENT TELEGRAM.



WHERE WRITTEN:

Washington,

**RESERVE BANK ORGANIZATION COMMITTEE.**

**January 23, 1914.**

TO **John Rush,  
National Bank Examiner,  
Thirteen twenty-three Market Street,  
Omaha, Nebraska.**

**Can you meet Organization Committee at Lincoln to-morrow,  
January twenty-fourth and assist in arrangements for hearing to be  
held in Federal Court Room, new Post Office Building, at ten A.M.  
Committee will arrive on private Pullman "National," early Saturday  
morning.**

**Secretary  
Reserve Bank Organization Committee.**

OFFICIAL BUSINESS.  
GOVERNMENT RATES.

**OFFICIAL.**

CHARGE TREASURY DEPARTMENT, APPROPRIATION FOR .....

The appropriation from which payable must be stated on above line.

DEPARTMENTAL STOCK FORM 2128.

POSTAL TELEGRAPH-CABLE COMPANY



NIGHT LETTERGRAM

THE POSTAL TELEGRAPH-CABLE COMPANY (INCORPORATED) TRANSMITS AND DELIVERS THIS NIGHT LETTERGRAM SUBJECT TO THE TERMS AND CONDITIONS PRINTED ON THE BACK OF THIS BLANK. CLARENCE H. MACKAY, PRESIDENT.

RECEIVED AT

DELIVERY NUMBER

INDEPENDENT COMPETITIVE PROGRESSIVE

4-382

471

309ch o 15-N.L. 3 ex 1205-a

Omaha, Nebr Jan 23-14.

M.F. Elliott,

Secy Reserve Bank Organization Committee,

Washington D.C.

Your telegram awaited my return will go to Lincoln with Omaha delegation.

John Rush,

National Bank Examiner.