

July 30, 1969 No. 413

H-13 Division of International Finance Europe and British Commonwealth Section

---

LIBRARY

AUG 5 1969

FEDERAL RESERVE BANK  
OF ST. LOUIS

*Capital market*

# SELECTED INTEREST & EXCHANGE RATES FOR MAJOR COUNTRIES & THE U.S.

WEEKLY SERIES OF CHARTS

---

BOARD OF GOVERNORS OF THE FEDERAL RESERVE SYSTEM

---

**TABLE OF CONTENTS**

**PART I. EXCHANGE RATES AND GOLD PRICES**

- Chart 1A and 1B - Spot Exchange Rates, Major Currencies against U.S. Dollar
- Chart 2 - 3-Month Forward Exchange Rates, Major Currencies against U.S. Dollar
- Chart 3 - 3-Month Forward Exchange Rates, Major Currencies against U.K. Pound
- Chart 4 - Gold Price in London

**PART II. SHORT-TERM INTEREST RATES**

- Chart 5 - Call Money Rates
- Chart 6 - London: Euro- $\text{\$}$  Deposit Rates
- Chart 7 - New York - London: Yields on U.S. Dollar Funds
- Chart 8 - London: Covered Yields on U.S. Dollar Funds
- Chart 9A and 9B - Interest Arbitrage: United States-United Kingdom
- Chart 10 - Interest Arbitrage: U.S.-Germany and U.S.-Switzerland
- Chart 11 - Interest Arbitrage: United States-Canada
- Chart 12 - Selected Short-term Interest Rates

**PART III. LONG-TERM INTEREST RATES AND STOCK INDICES**

- Chart 13 - Long-Term Bond Yields
- Chart 14 - Industrial Stock Indices

**PART IV. LATEST FIGURES PLOTTED ON THE CHARTS**

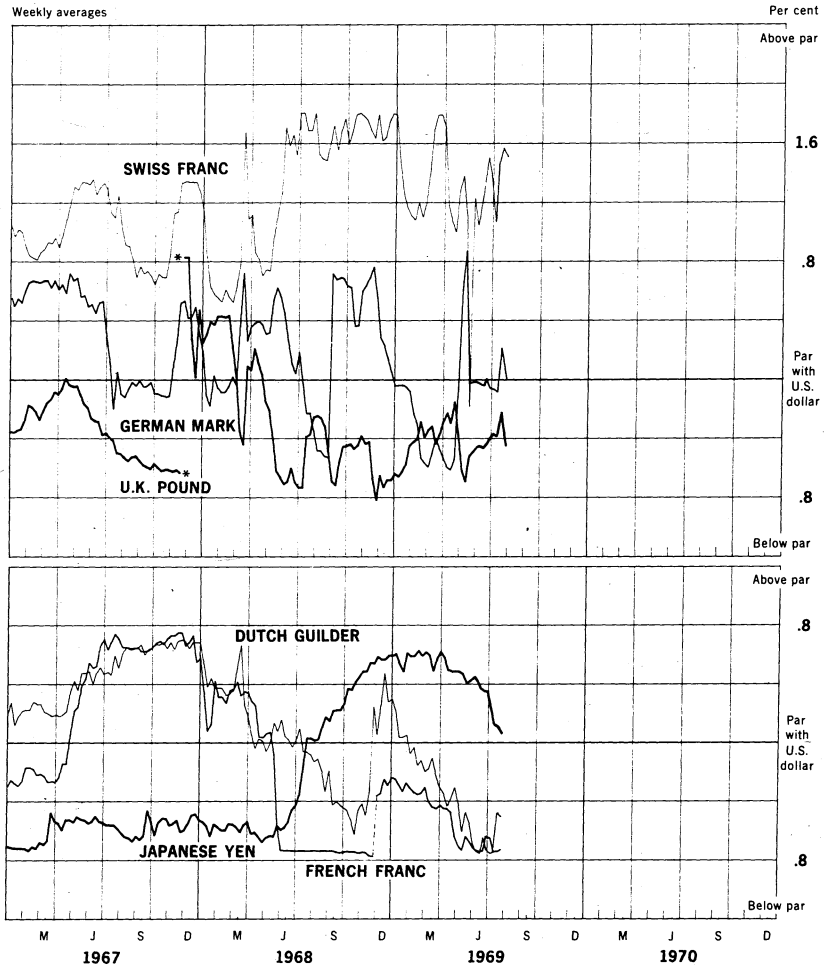
**NOTE:** This series is a continuation of the CAPITAL MARKETS DEVELOPMENTS ABROAD, which has been published under that title through December 31, 1968. The changes in the format and order of the charts are fully explained in the Supplement to the series, which accompanied issue dated January 1, 1969.

---

Chart 1A

### SPOT EXCHANGE RATES - MAJOR CURRENCIES AGAINST U.S. DOLLAR

Weekly averages

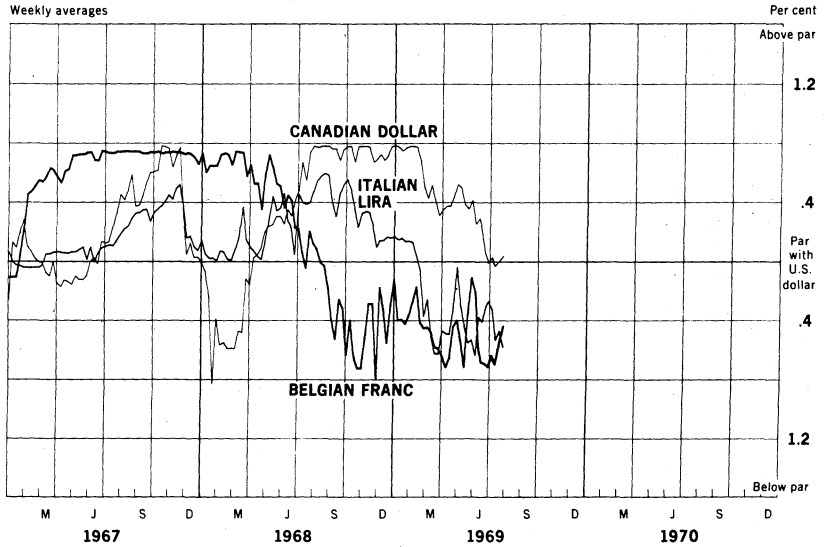


\* Devaluation of the U.K. pound from \$2.80 to \$2.40.

Chart 1B

### SPOT EXCHANGE RATES - MAJOR CURRENCIES AGAINST U.S. DOLLAR

Weekly averages



5

Chart 2A

### 3-MONTH FORWARD EXCHANGE RATES - MAJOR CURRENCIES AGAINST U.S. DOLLAR

Weekly averages

Per cent per annum

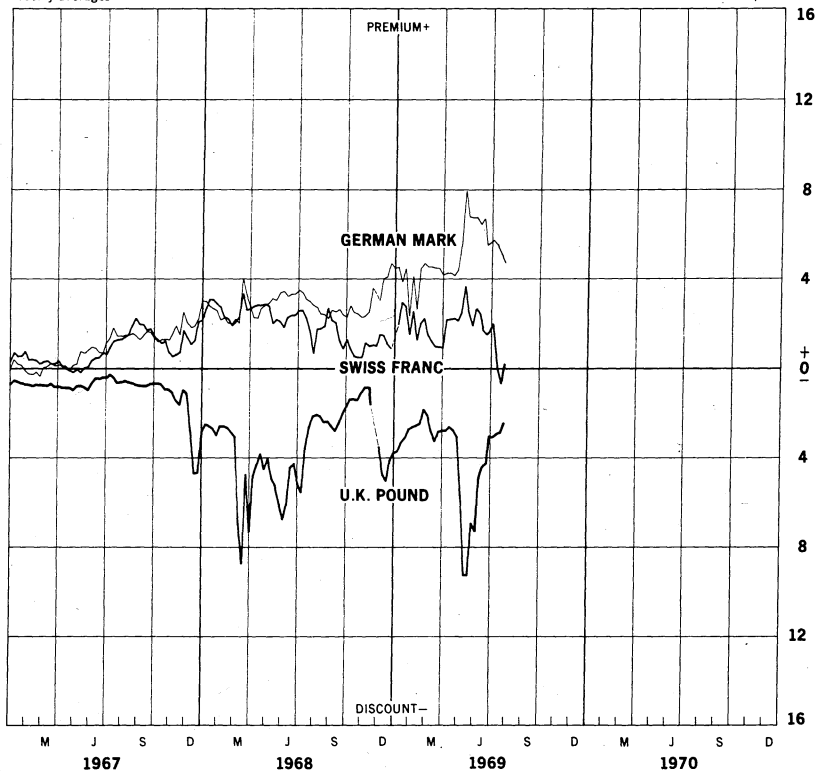
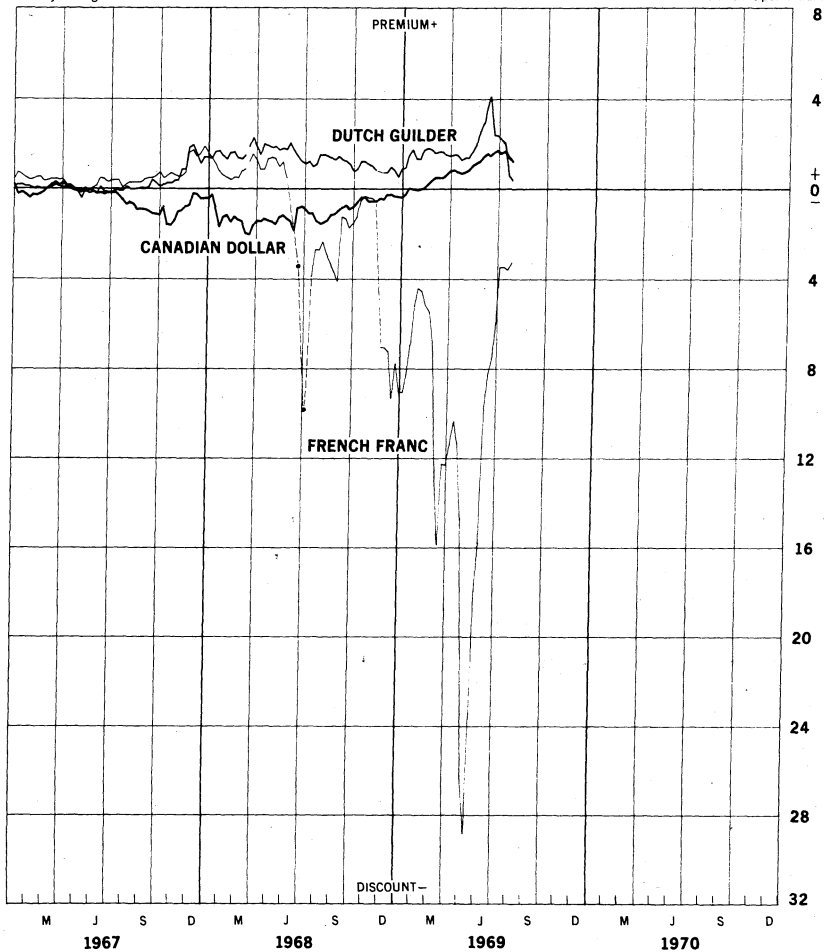


Chart 2B

### 3-MONTH FORWARD EXCHANGE RATES - MAJOR CURRENCIES AGAINST U.S. DOLLAR

Weekly averages

Per cent per annum



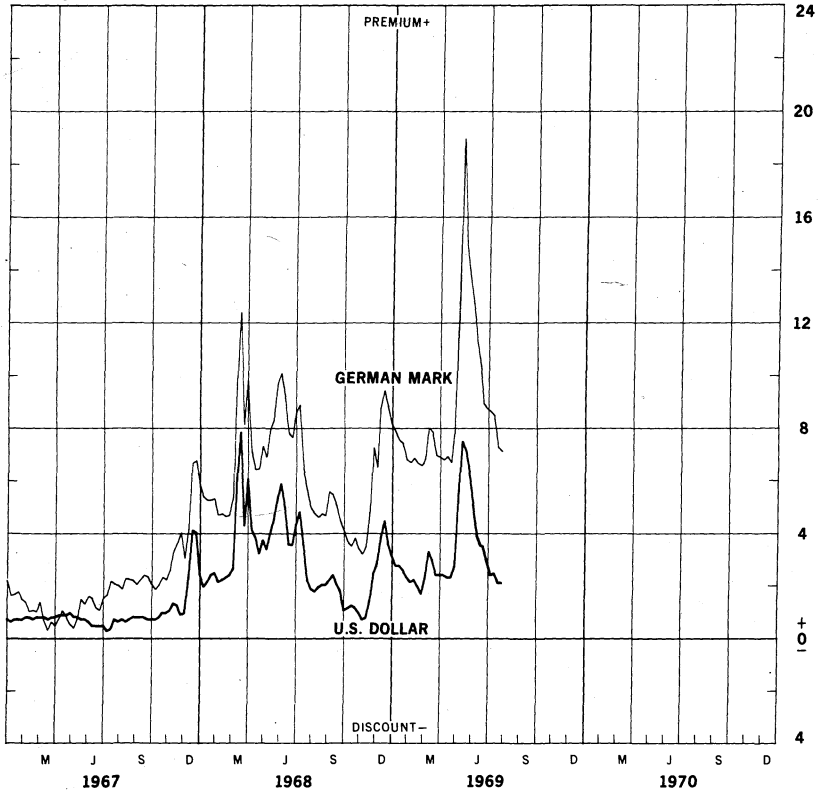
7

Chart 3A

### 3-MONTH FORWARD RATES - MAJOR CURRENCIES AGAINST U.K. POUND

Friday figures

Per cent per annum



8

Chart 3B

### 3-MONTH FORWARD EXCHANGE RATES - MAJOR CURRENCIES AGAINST U.K. POUND

Friday figures

Per cent per annum

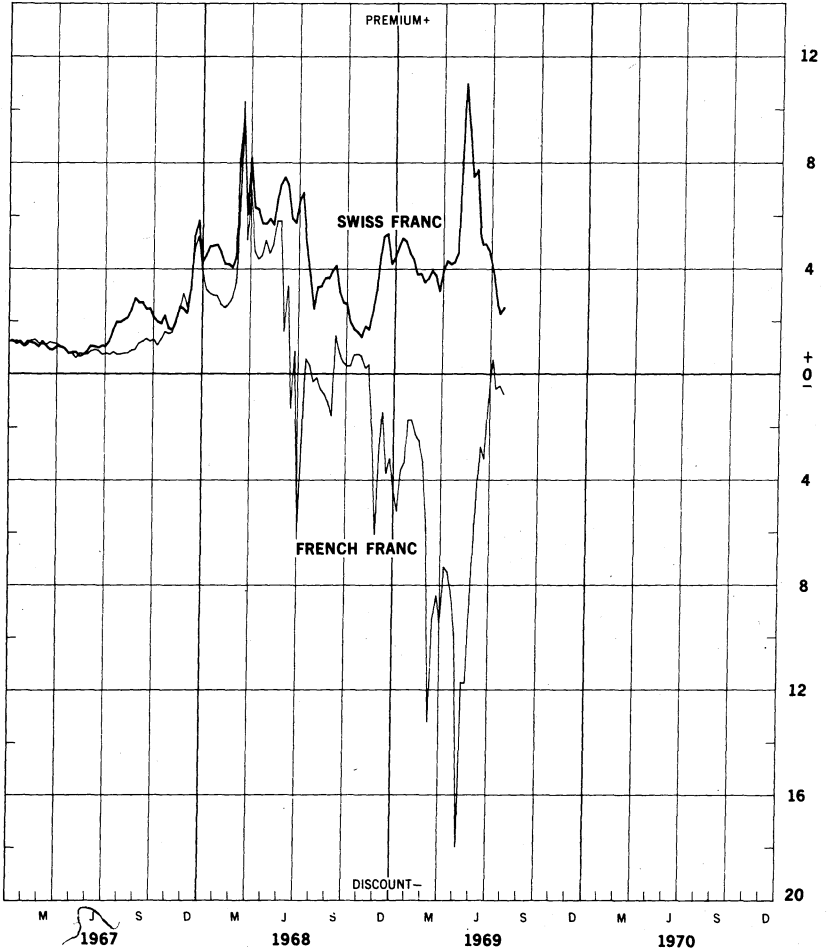


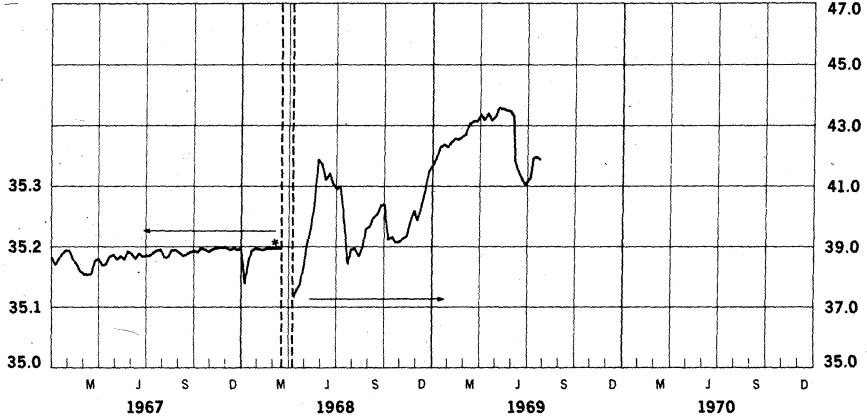


Chart 4

### GOLD PRICE IN LONDON, 12.5 Kg BARS

Week's average of afternoon fixings

U.S. dollar equivalent per fine ounce



\* Market closed March 15-April 1, 1968

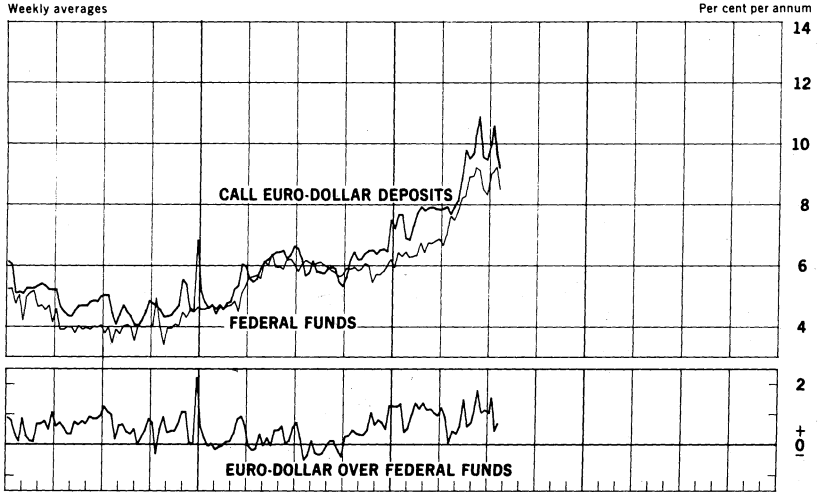
Chart 5

10

### CALL MONEY RATES

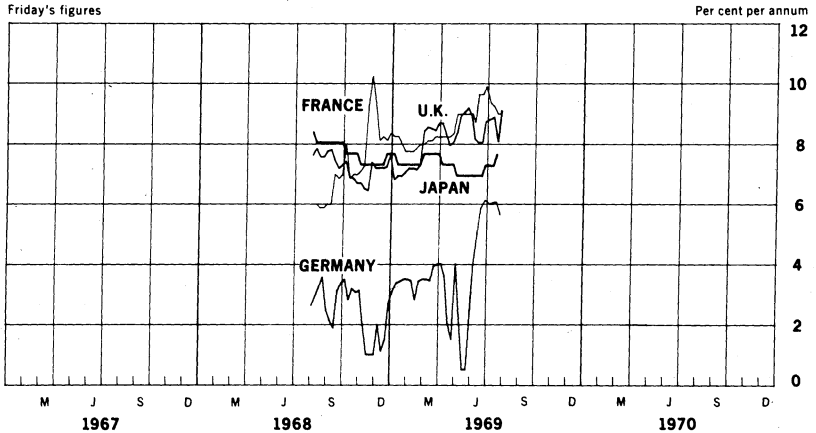
DOLLAR FUNDS

Weekly averages



### FOREIGN CURRENCIES \*

Friday's figures



\*Germany, Call Money; U.K., 2-day Local Authority Deposits; Japan, Unconditional Money; France, Day-to-day Money.

CHART 6A

### LONDON: EURO-DOLLAR DEPOSIT RATES

Friday figures

Per cent per per annum

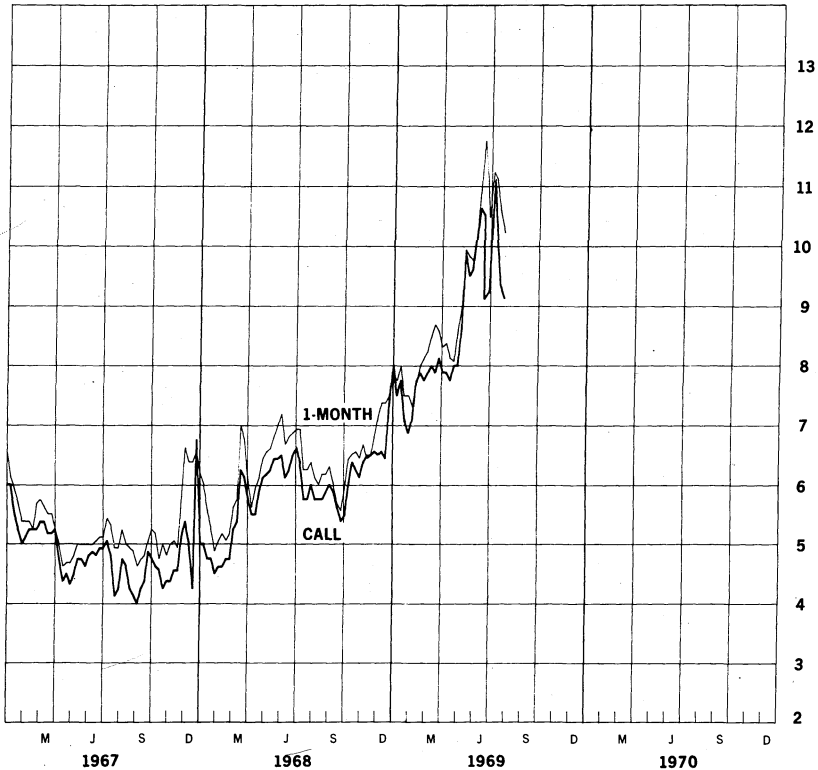


CHART 6B

### LONDON: EURO-DOLLAR DEPOSIT RATES

Friday figures

Per cent per annum

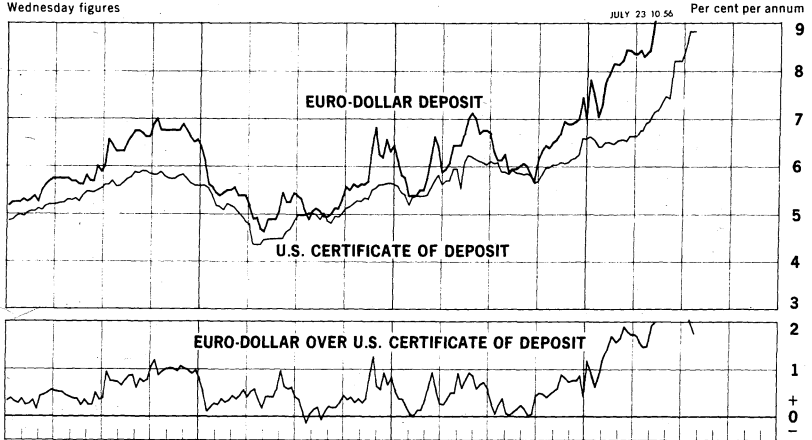


Chart 7

### NEW YORK-LONDON: YIELDS ON U.S. DOLLAR FUNDS

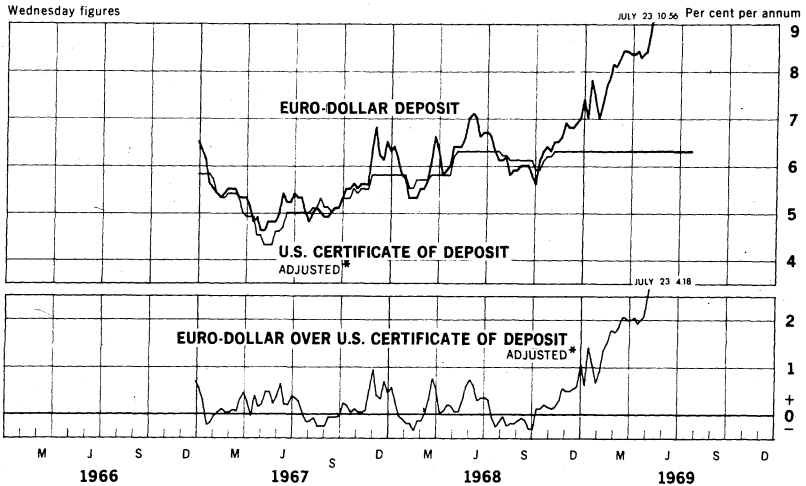
#### 3-MONTH DOLLAR DEPOSIT RATES —SECONDARY MARKET

Wednesday figures



#### 3-MONTH DOLLAR DEPOSIT RATES —PRIMARY MARKET

Wednesday figures



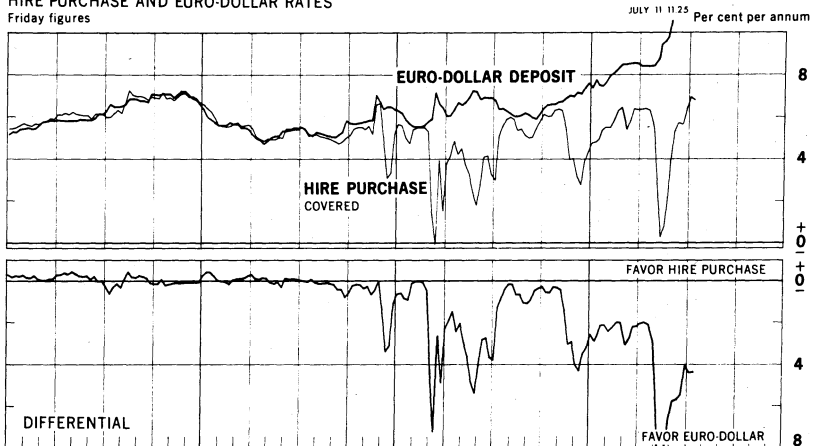
\* Adjusted for Reserve Requirement

CHART 8

### LONDON: COVERED YIELDS ON U.S. DOLLAR FUNDS

HIRE PURCHASE AND EURO-DOLLAR RATES

Friday figures



LOCAL AUTHORITY AND EURO-DOLLAR RATES

Friday figures

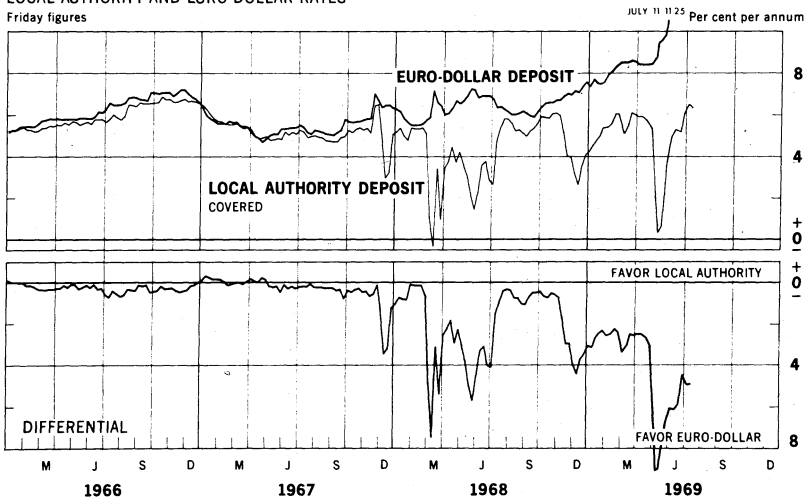
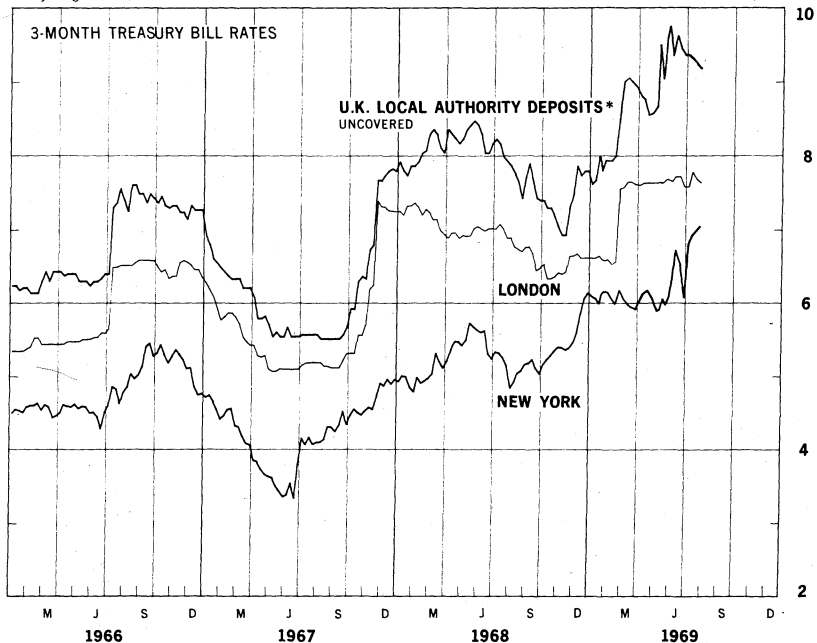


CHART 9A

### INTEREST ARBITRAGE: UNITED STATES AND UNITED KINGDOM

Friday's Figures

Per cent per annum

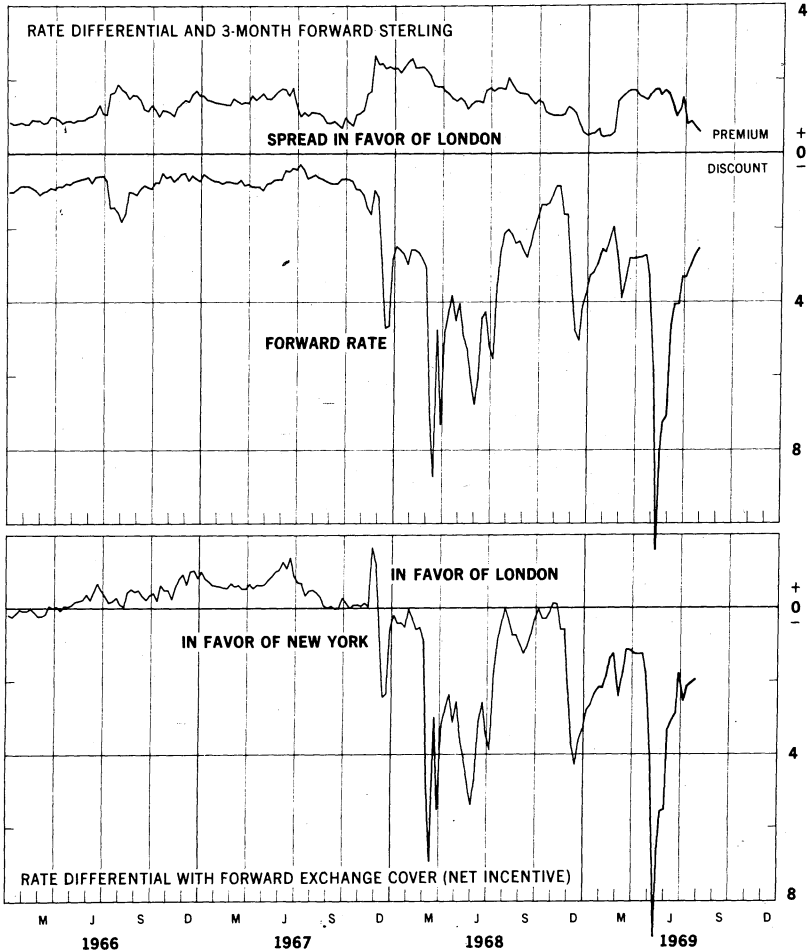


\*Plotted for comparison purposes.

# INTEREST ARBITRAGE: UNITED STATES AND UNITED KINGDOM

Friday figures

Per cent per annum





17

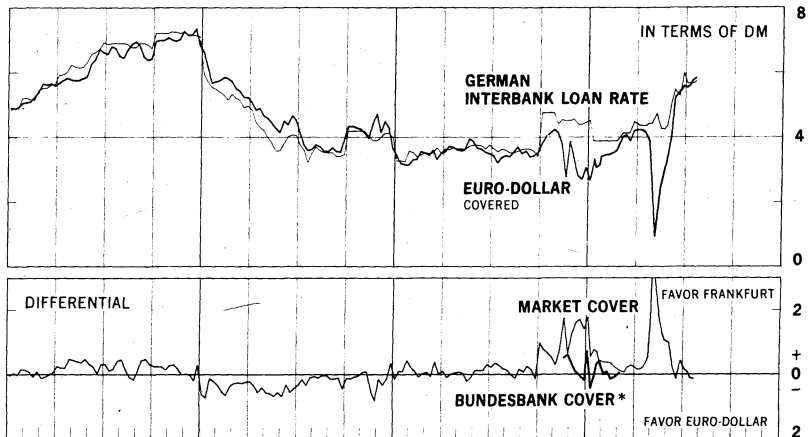
Chart 10

### 3-MONTH INTEREST ARBITRAGE: U.S. - GERMANY AND U.S. - SWITZERLAND

FRANKFURT INTERBANK LOAN RATE VS. LONDON EURO-DOLLAR RATE

Wednesday rates

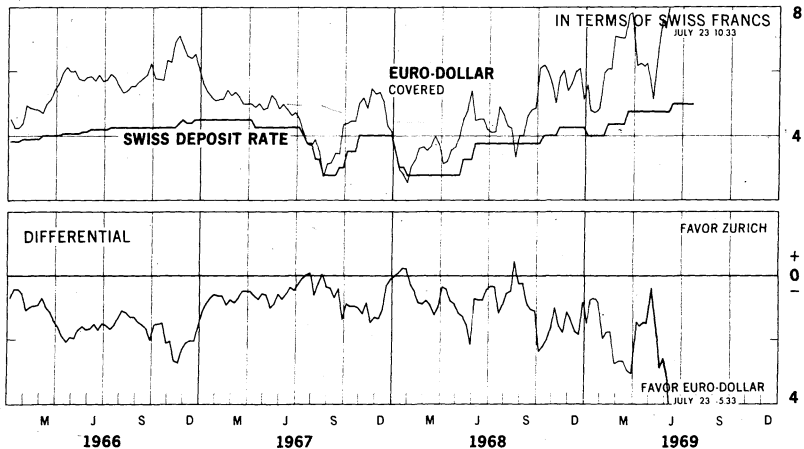
Per cent per annum



ZURICH DEPOSIT RATE VS. LONDON EURO-DOLLAR RATE

Wednesday rates

Per cent per annum



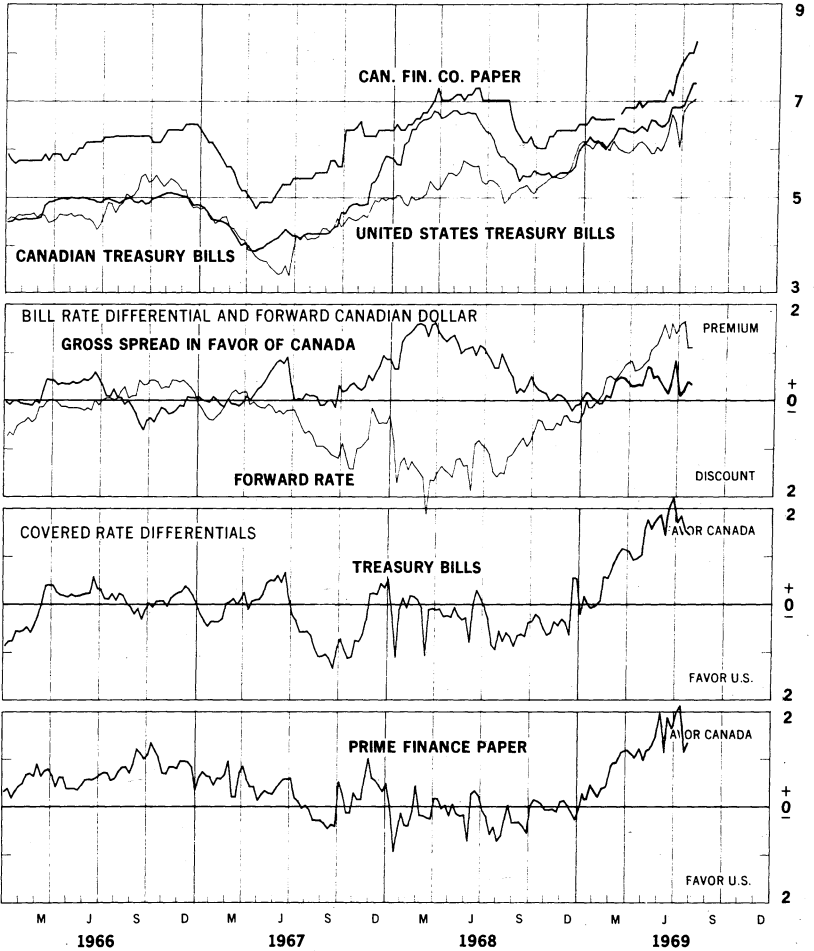
\* For details see issue No. 398 dated April 16, 1969

CHART 11

### 3-MONTH INTEREST ARBITRAGE: UNITED STATES - CANADA

Friday figures

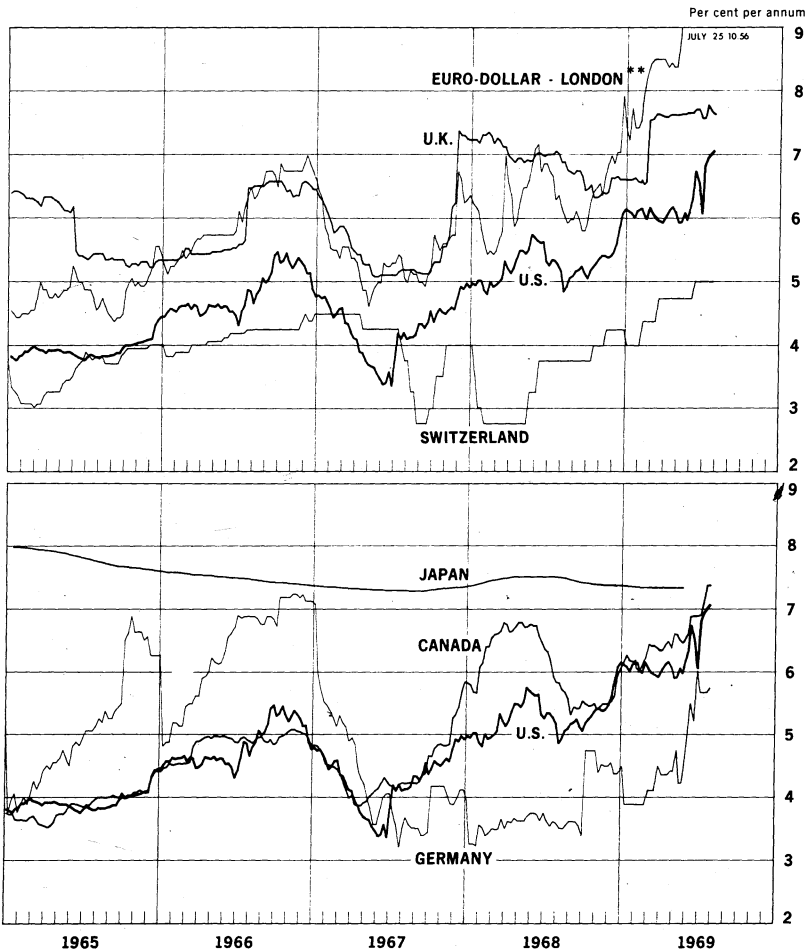
Per cent per annum



19

Chart 12

### SELECTED SHORT-TERM INTEREST RATES\*



\* 3-month treasury bill rates for all countries except Japan (Average rate on bank loans and discounts)

Switzerland (3-month deposit rate) and Germany (Interbank Loan Rate)

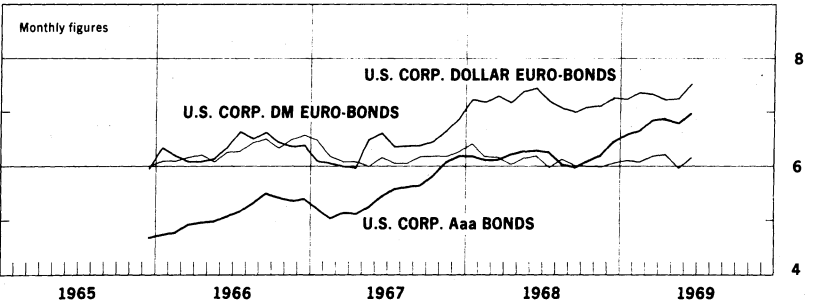
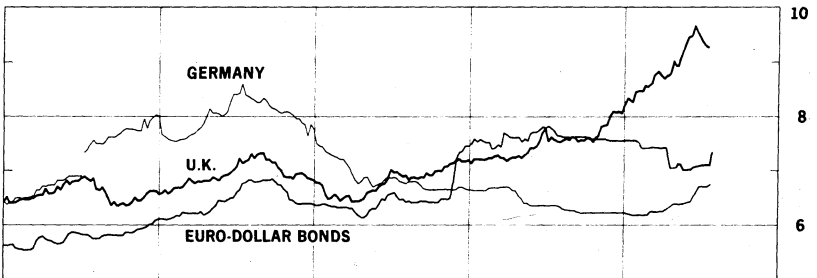
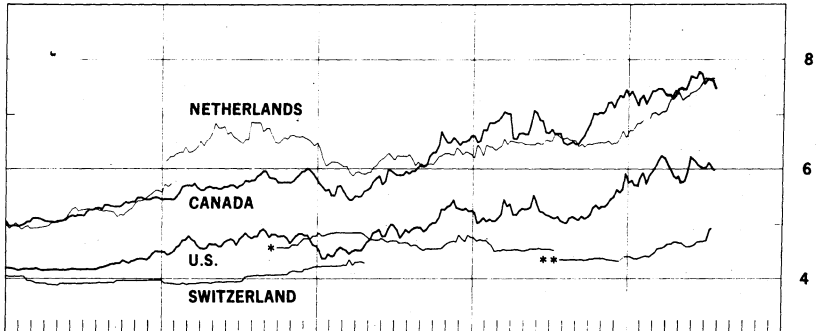
\*\* 3-month rate for U.S. dollar deposits in London.

Chart 13

### LONG-TERM BOND YIELDS

Weekly figures

Per cent per annum



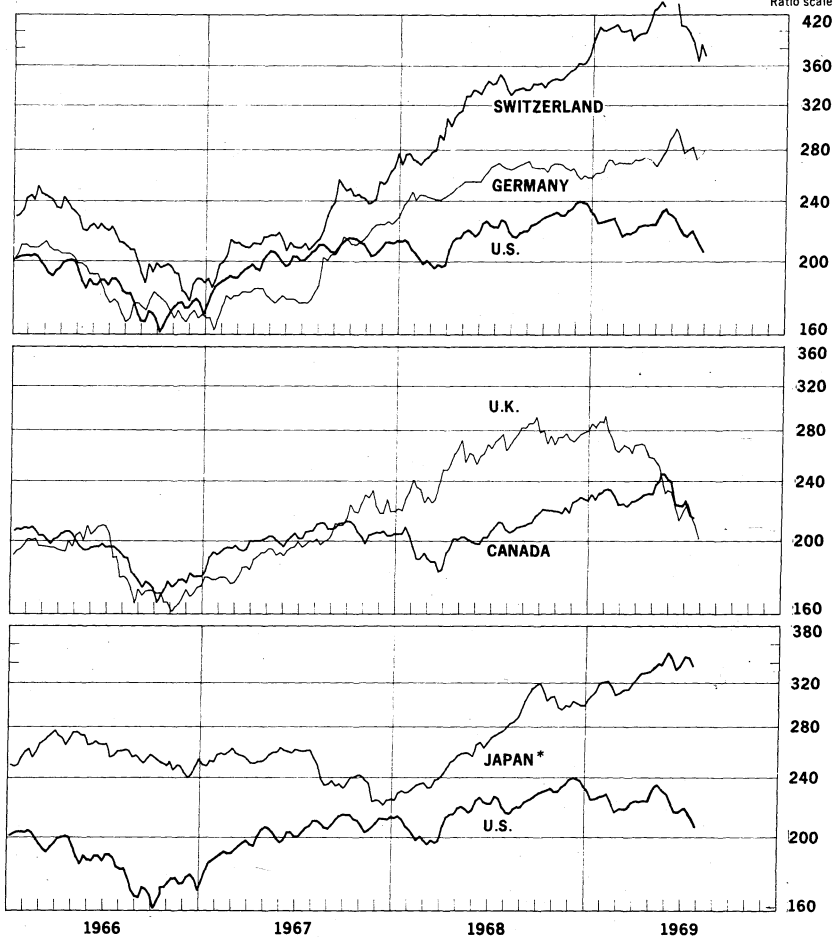
\* New series for Switzerland starts 3-3-67.  
 \*\* New series for Switzerland starts 8-2-68.

21

CHART 14

### INDUSTRIAL STOCK INDICES

1958=100  
Ratio scale



\* Japan index of 225 industrial and other stocks traded on the Tokyo exchange.

H. 13  
No. 413

IV. LATEST FIGURES PLOTTED ON THE CHARTS

22

Chart	Panel	Series	Date	Rate
1A	Upper	Swiss franc	July 25	+1.50
		German mark	"	0.00
		U.K. pound	"	-0.45
	Lower	Dutch guilder	"	-0.51
		French franc	"	-0.73
		Japanese yen	"	+0.06
1B		Belgian franc	"	-0.43
		Italian lira	"	-0.58
		Canadian dollar	"	+0.04
2	Upper	German mark	"	+4.74
		Swiss franc	"	+0.20
		U.K. pound	"	-2.40
	Lower	Dutch guilder	"	+0.39
		Canadian dollar	"	+1.21
		French franc	"	-3.23
3	Upper	German mark	"	+7.12
		U.S. dollar	"	+2.14
	Lower	Swiss franc	"	+2.54
		French franc	"	-0.79
4		Gold price, U.S. dollar per ounce	"	41.88
5	Upper	Call Euro-\$ deposits	July 23	9.19
		Federal Funds	"	8.50
	Middle	Differential	"	+0.69
	Lower	Japanese Unconditional Money	July 18	7.66
		German Call Money	July 25	5.63
		U.K. 2-day Local Authority Deposits	"	9.13
		French Day-to-day Money	"	9.00

IV - 2

Chart	Panel	Series	Date	Rate
6	Upper	Euro-\$ Call Rate	July 25	9.13
		Euro-\$ 1-month Rate	"	10.25
	Lower	Euro-\$ 3-month Rate	"	10.56
		Euro-\$ 6-month Rate	"	10.56
7	Upper	Euro-\$ 3-month Deposits	July 23	10.56
		U.S. Certificate of Deposits	"	8.81
	Second	Differential	"	+1.75
	Third	Euro-\$ 3-month Deposits	"	10.56
		U.S. Certificate of Deposits (Adj.)	"	6.38
	Fourth	Differential	"	+4.18
8	Upper	Euro-\$ 3-month Deposits	July 11	11.25
		Hire Purchase Deposits (covered)	"	6.87
	Second	Differential	"	-4.38
	Third	Euro-\$ 3-month Deposits	"	11.25
		Local Authority Deposits (covered)	"	6.37
	Fourth	Differential	"	-4.88
9A		U.S. Treasury Bill rate	July 25	7.07
		U.K. Treasury Bill rate	"	7.64
		Local Authority Deposit (uncovered)	"	9.19
9B	Upper	Spread (+ = favor London)	"	+0.57
		3-month Forward Pound	"	-2.51
	Lower	Net Incentive (+ = favor London)	"	-1.94
10	Upper	Euro-\$ Deposits (covered)	July 23	5.86
		German Interbank Loan rate	"	5.75
	Second	Differential	"	-0.11
	Third	Euro-\$ Deposits (covered)	"	10.33
		Swiss Deposit rate	"	5.00
	Fourth	Differential	"	-5.33

IV - 3

Chart	Panel	Series	Date	Rate
11	Upper	Canadian Finance Paper	July 25	8.25
		U.S. Treasury Bill rate	"	7.07
		Canadian Treasury Bill rate	"	7.39
		U.S. Prime Finance paper (not plotted)	"	8.00
	Middle	Bill rate differential	"	+0.32
		Forward Canadian dollar	"	+1.12
	Lower	Net incentive on bills	"	+1.44
		Net incentive on Finance Paper	"	+1.37
12	Upper	Euro-\$ Deposits	"	10.56
		U.K. Treasury Bill rate	"	7.64
		U.S. Treasury Bill rate	"	7.07
		Swiss 3-month Deposit rate	"	5.00
	Lower	Japanese Average rate	May 30	7.36
		Canadian Treasury Bill rate	July 25	7.39
		U.S. Treasury Bill rate	"	7.07
		German Interbank Loan rate	"	5.75
13	Upper	Netherlands	July 18	7.66
		Canada	July 23	7.47
		United States	"	5.98
		Switzerland	July 18	4.92
	Middle	Germany	"	6.74
		United Kingdom	July 17	9.28
		Euro-dollar bonds	July 25	7.35
	Lower	U.S. Corp. Dollar Euro-bonds	June 30	7.52
		U.S. Corp. DM Euro-bonds	"	6.17
		U.S. Corp. Aaa bonds	"	6.98



25

IV - 4

Chart	Panel	Series	Date	Rate
14	Upper	Switzerland	July 25	370.4
		Germany	July 23	279.2
		United States	July 25	206.3
		United Kingdom	"	201.2
	Lower	Japan	July 18	337.2
		Canada	July 17	214.6
		United States	July 25	206.3