

Motes 1.
Chappell

May 21, 1969 No. 403

H-13 Division of International Finance Europe and British Commonwealth Section

LIBRARY
MAY 29 1969
FEDERAL RESERVE BANK
OF RICHMOND

Capital Market

SELECTED INTEREST & EXCHANGE RATES FOR MAJOR COUNTRIES & THE U.S.

WEEKLY SERIES OF CHARTS

BOARD OF GOVERNORS OF THE FEDERAL RESERVE SYSTEM

TABLE OF CONTENTS

PART I. EXCHANGE RATES AND GOLD PRICES

- Chart 1A and 1B - Spot Exchange Rates, Major Currencies against U.S. Dollar
- Chart 2 - 3-Month Forward Exchange Rates, Major Currencies against U.S. Dollar
- Chart 3 - 3-Month Forward Exchange Rates, Major Currencies against U.K. Pound
- Chart 4 - Gold Price in London

PART II. SHORT-TERM INTEREST RATES

- Chart 5 - Call Money Rates
- Chart 6 - London: Euro-\$ Deposit Rates
- Chart 7 - New York - London: Yields on U.S. Dollar Funds
- Chart 8 - London: Covered Yields on U.S. Dollar Funds
- Chart 9A and 9B - Interest Arbitrage: United States-United Kingdom
- Chart 10 - Interest Arbitrage: U.S.-Germany and U.S.-Switzerland
- Chart 11 - Interest Arbitrage: United States-Canada
- Chart 12 - Selected Short-term Interest Rates

PART III. LONG-TERM INTEREST RATES AND STOCK INDICES

- Chart 13 - Long-Term Bond Yields
- Chart 14 - Industrial Stock Indices

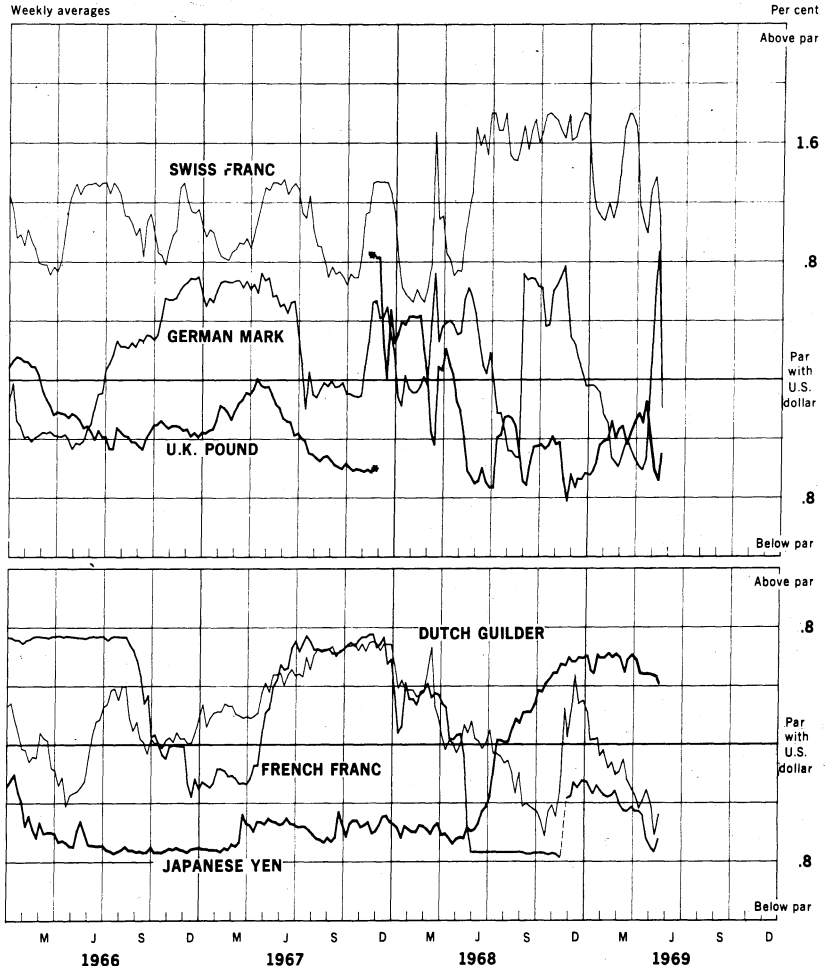
PART IV. LATEST FIGURES PLOTTED ON THE CHARTS

NOTE: This series is a continuation of the CAPITAL MARKETS DEVELOPMENTS ABROAD, which has been published under that title through December 31, 1968. The changes in the format and order of the charts are fully explained in the Supplement to the series, which accompanied issue dated January 1, 1969.

Chart 1A

SPOT EXCHANGE RATES - MAJOR CURRENCIES AGAINST U.S. DOLLAR

Weekly averages



Devaluation of the U.K. pound from \$2.80 to \$2.40.

4

Chart 1B

SPOT EXCHANGE RATES - MAJOR CURRENCIES AGAINST U.S. DOLLAR

Weekly averages

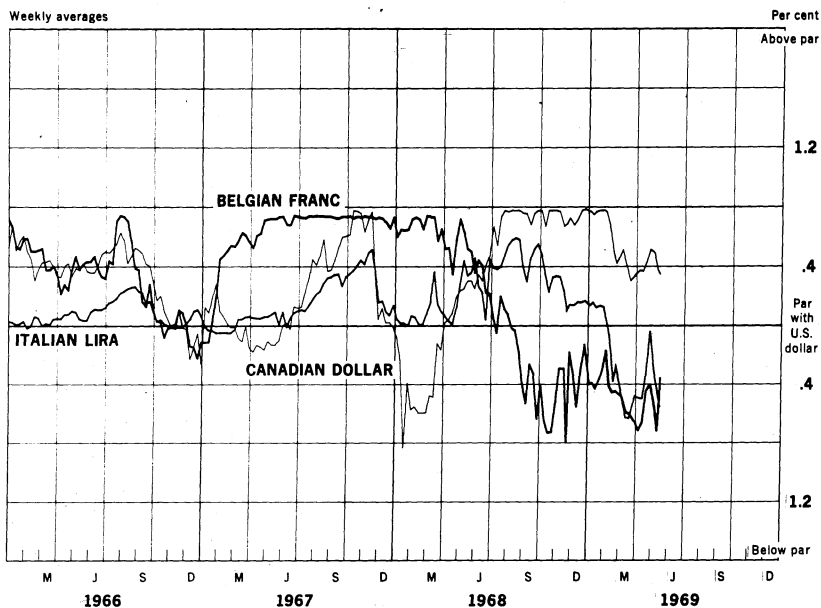


Chart 2

3-MONTH FORWARD EXCHANGE RATES - MAJOR CURRENCIES AGAINST U.S. DOLLAR

Weekly averages.

Per cent per annum

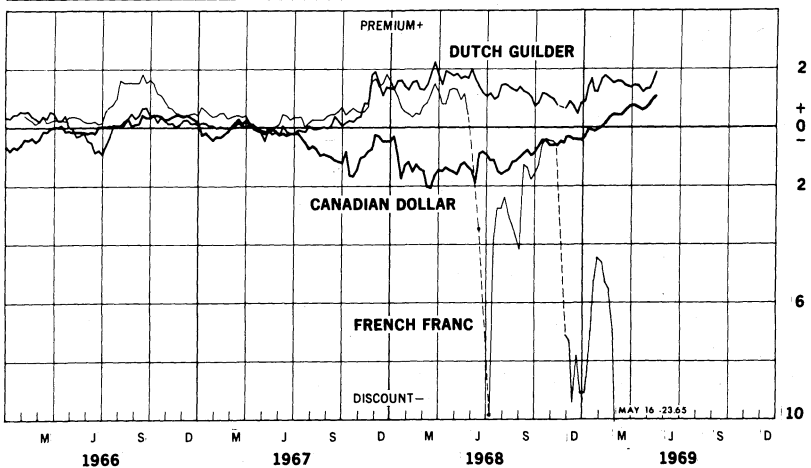
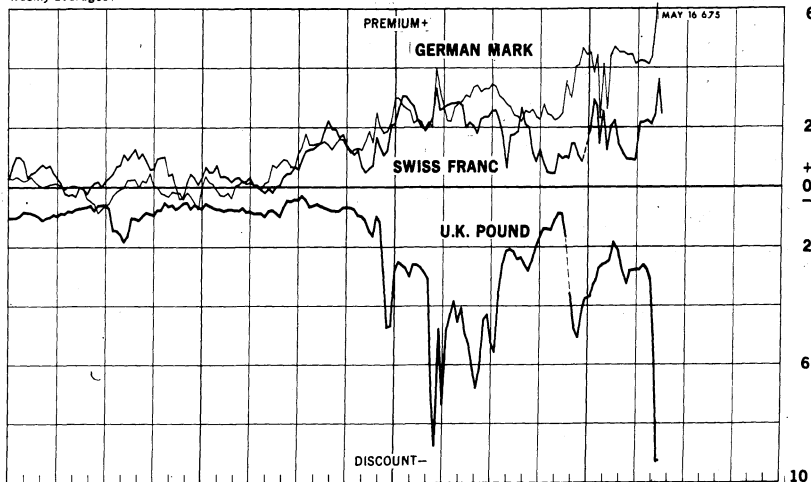


Chart 3

3-MONTH FORWARD EXCHANGE RATES - MAJOR CURRENCIES AGAINST U.K. POUND

Friday figures:

Per cent per annum

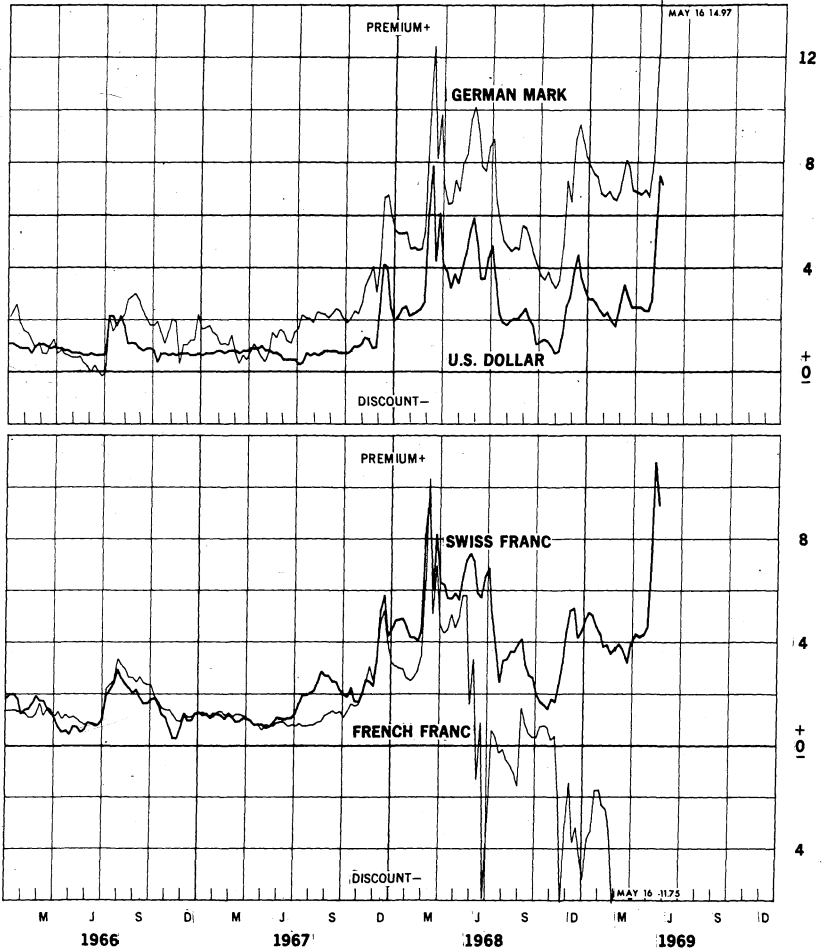
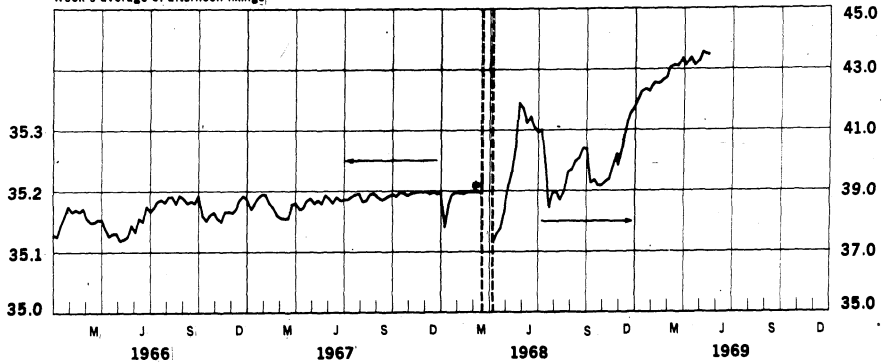


Chart 4

GOLD PRICE IN LONDON, 12.5 Kg BARS

Week's average of afternoon fixings

U.S. dollar equivalent per fine ounce



*Market closed March 15-April 1, 1968

8

CHART 5

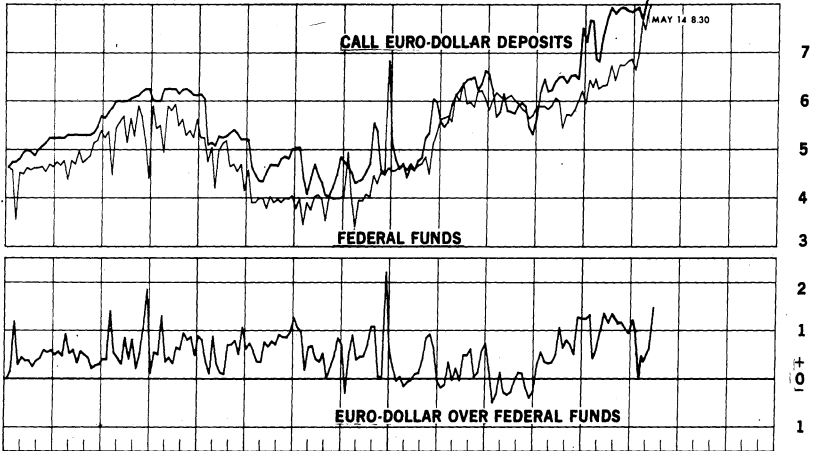
CALL MONEY RATES

DOLLAR FUNDS

Weekly averages

MAY 14 1978

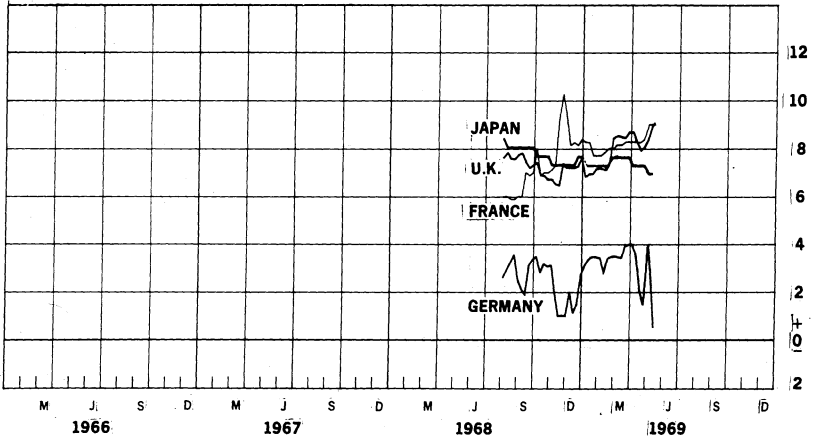
Per cent per annum



FOREIGN CURRENCIES *

Friday's figures

Per cent per annum



* Germany, Call Money; U.K., 2-day Local Authority Deposits; Japan, Unconditional Money; France, Day-to-day Money.

CHART 6

LONDON: EURO-DOLLAR DEPOSIT RATES

Friday figures

Per cent per annum

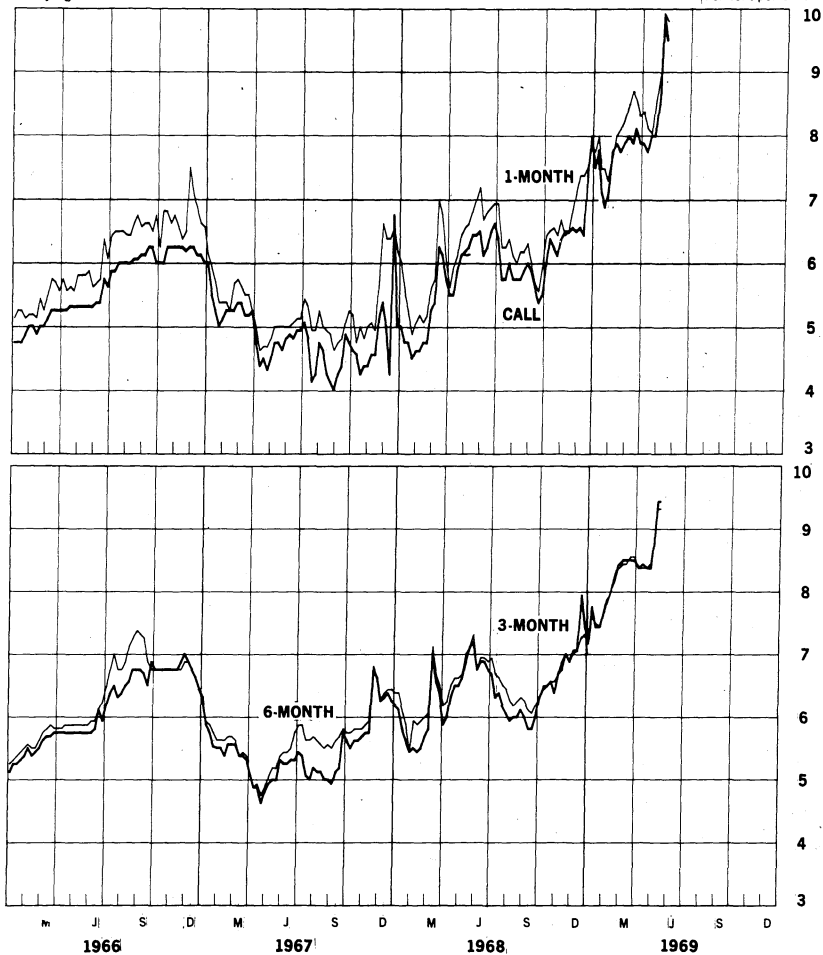


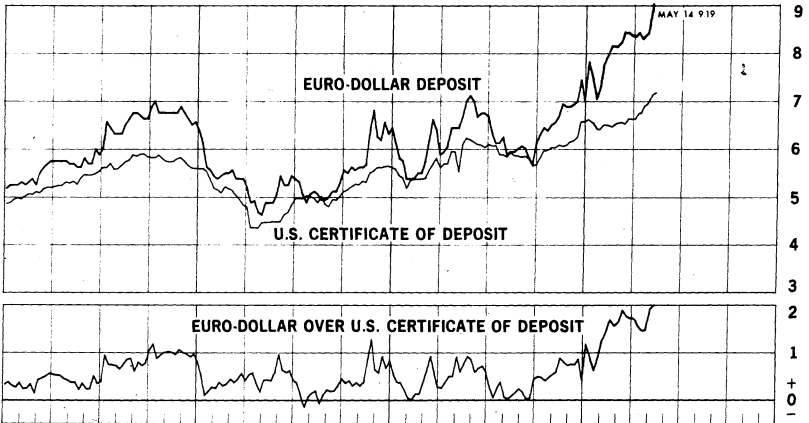
Chart 7

NEW YORK-LONDON: YIELDS ON U.S. DOLLAR FUNDS

3-MONTH DOLLAR DEPOSIT RATES —SECONDARY MARKET

Wednesday figures

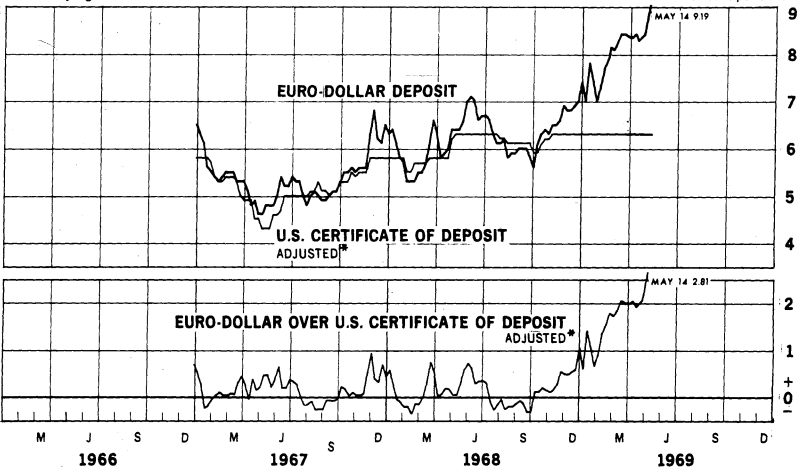
Per cent per annum



3-MONTH DOLLAR DEPOSIT RATES —PRIMARY MARKET

Wednesday figures

Per cent per annum



* Adjusted for Reserve Requirement

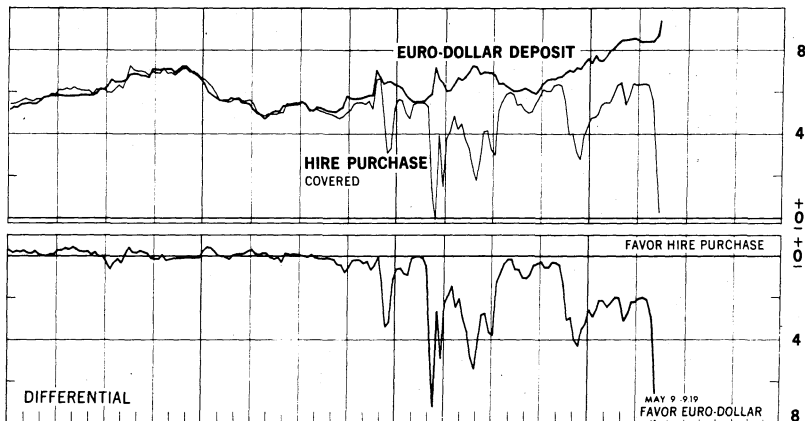
CHART 8

LONDON: COVERED YIELDS ON U.S. DOLLAR FUNDS

HIRE PURCHASE AND EURO-DOLLAR RATES

Friday figures

Per cent per annum



LOCAL AUTHORITY AND EURO-DOLLAR RATES

Friday figures

Per cent per annum

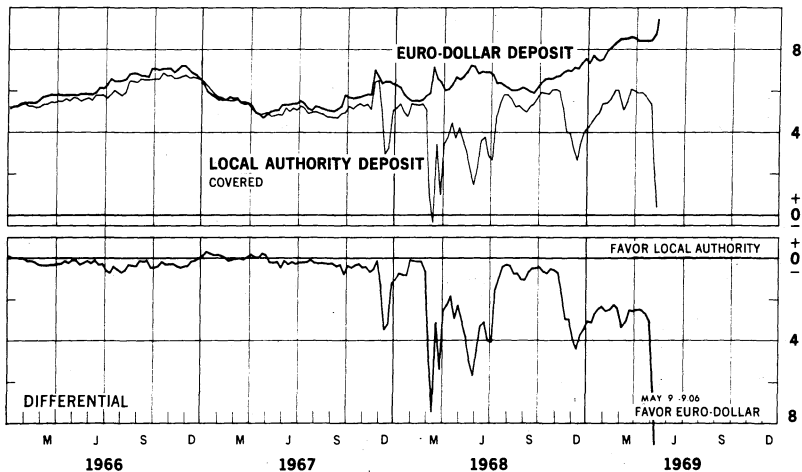
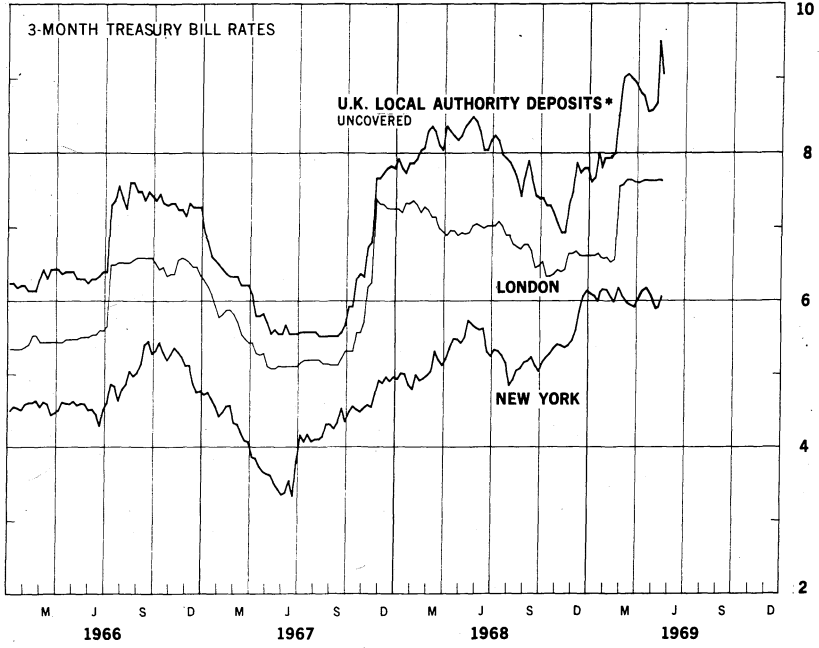


CHART 9A)

INTEREST ARBITRAGE: UNITED STATES AND UNITED KINGDOM

Friday's Figures

Per cent per annum



*Plotted for comparison purposes.

Chart 9B

INTEREST ARBITRAGE: UNITED STATES AND UNITED KINGDOM

Friday figures

Per cent per annum

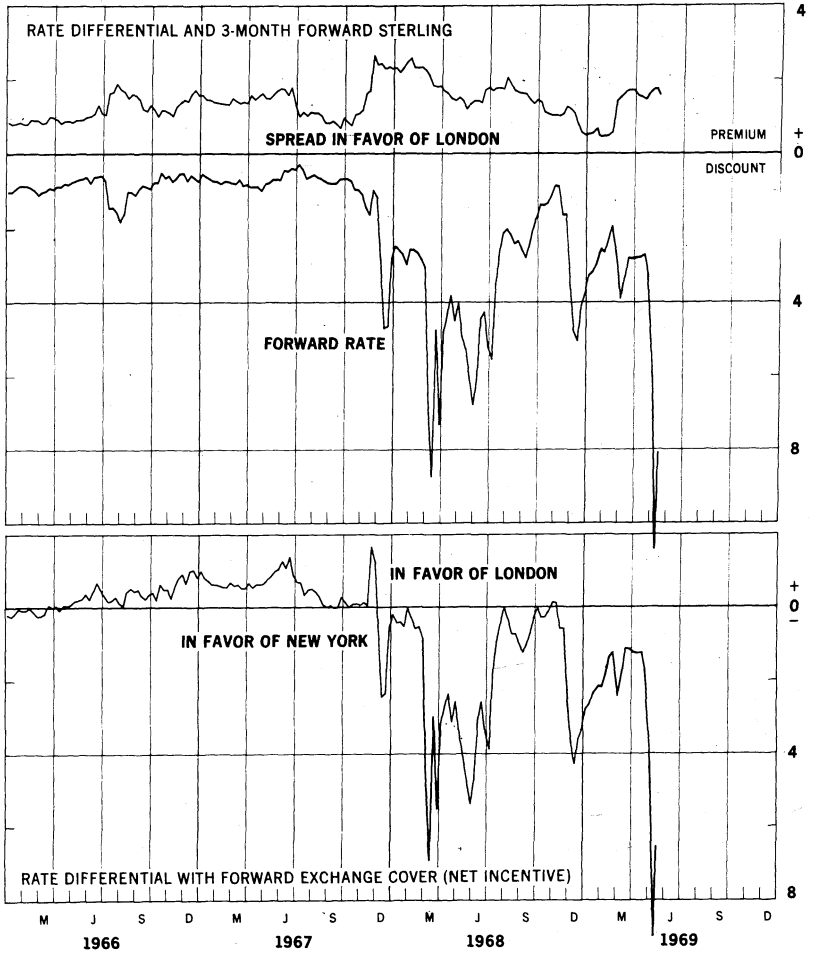
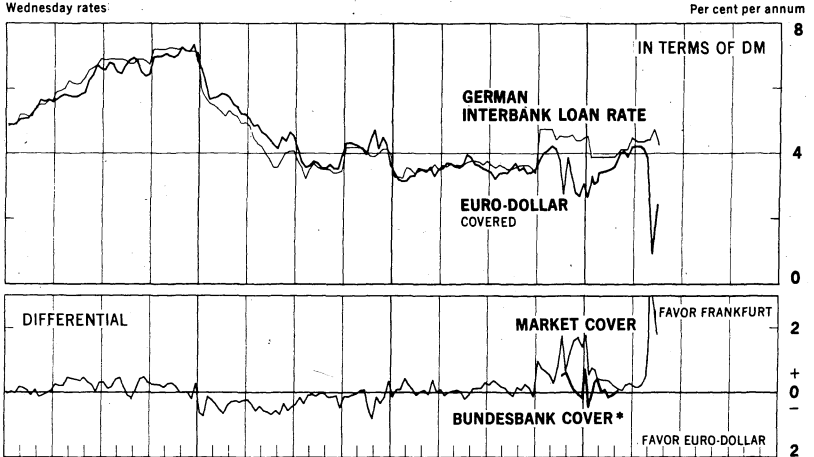


Chart 10

3-MONTH INTEREST ARBITRAGE: U.S. - GERMANY AND U.S. - SWITZERLAND

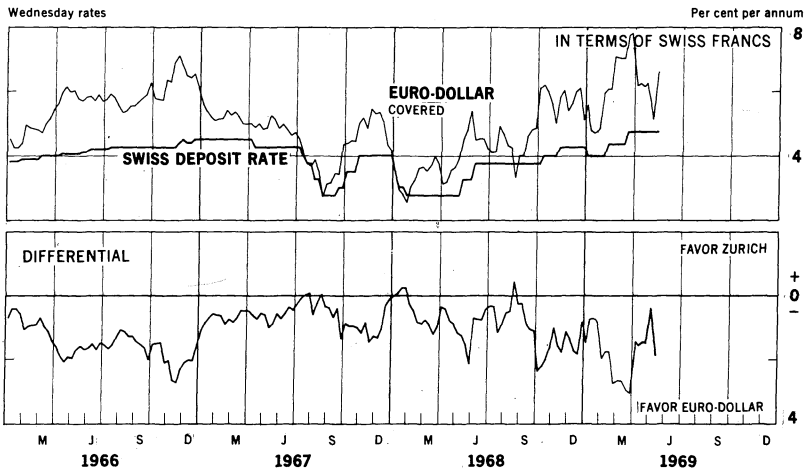
FRANKFURT INTERBANK LOAN RATE VS. LONDON EURO-DOLLAR RATE

Wednesday rates



ZURICH DEPOSIT RATE VS. LONDON EURO-DOLLAR RATE

Wednesday rates



* For details see issue No. 398 dated April 16, 1969

CHART 11

3-MONTH INTEREST ARBITRAGE: UNITED STATES - CANADA

Friday figures

Per cent per annum

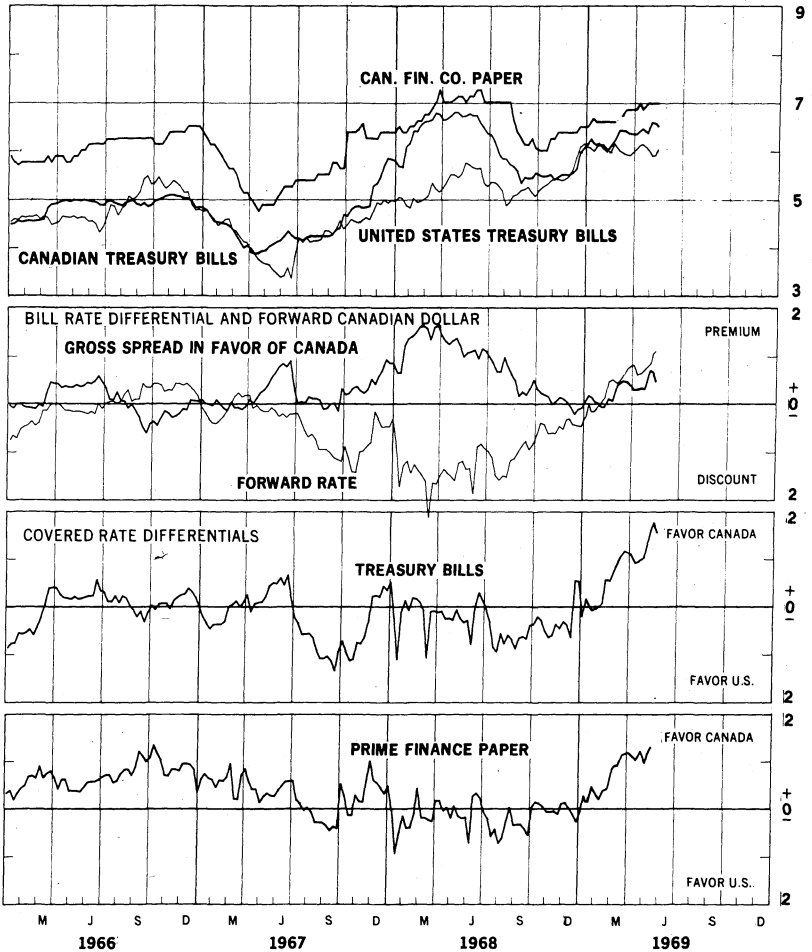
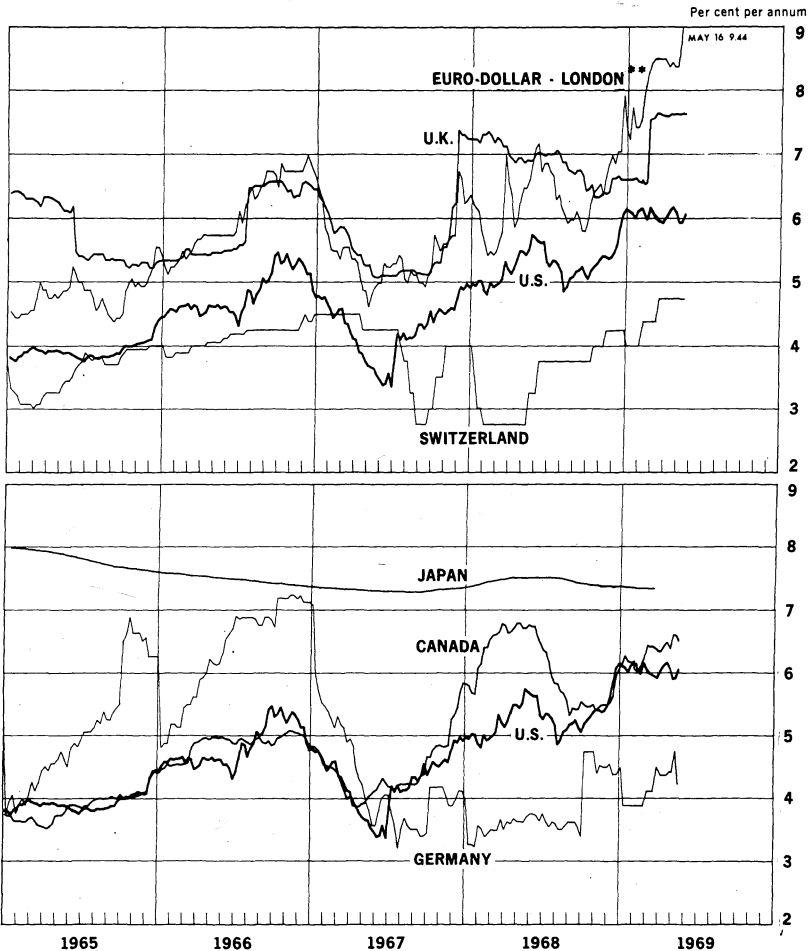


Chart 12

SELECTED SHORT-TERM INTEREST RATES*



* 3-month treasury bill rates for all countries except Japan (Average rate on bank loans and discounts)

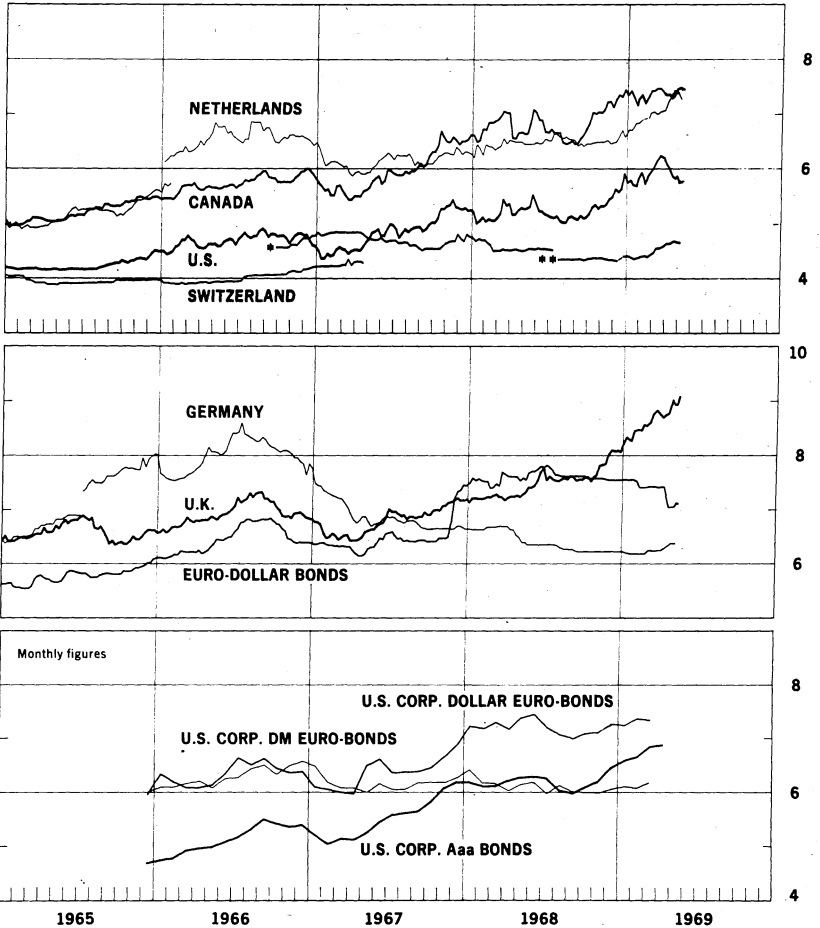
Switzerland (3-month deposit rate) and Germany (Interbank Loan Rate)

** 3-month rate for U.S. dollar deposits in London.

LONG-TERM BOND YIELDS

Weekly figures

Per cent per annum

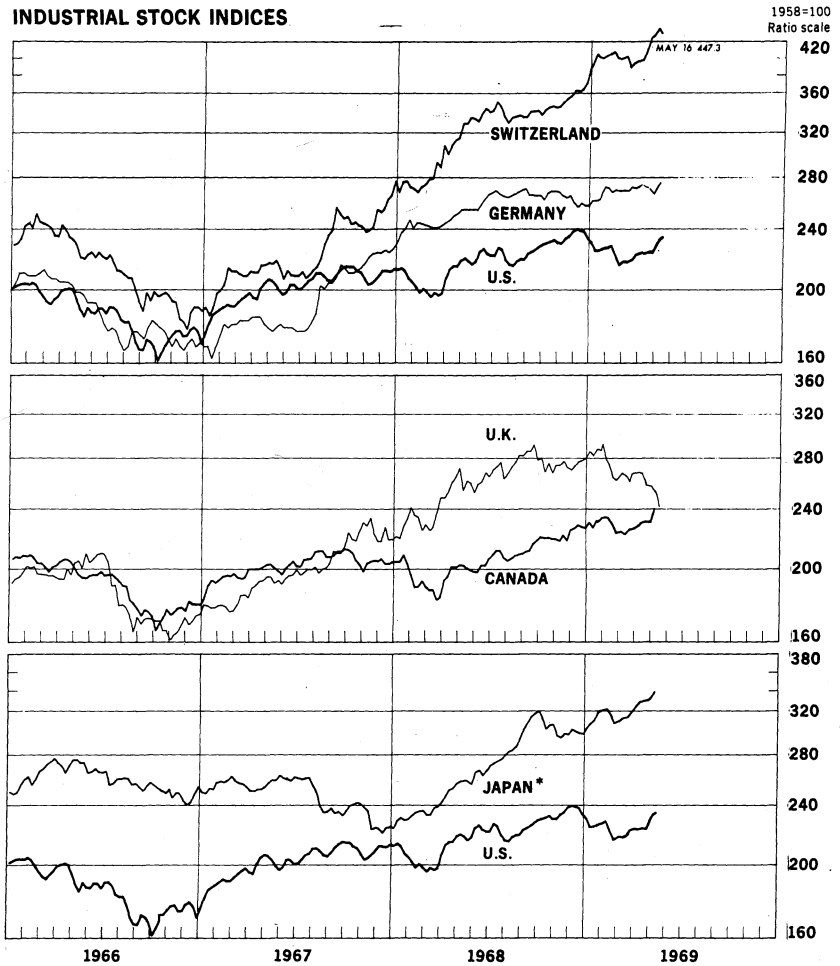


* New series for Switzerland starts 3-3-67.
 ** New series for Switzerland starts 8-2-68.

18

CHART 14

INDUSTRIAL STOCK INDICES



* Japan index of 225 industrial and other stocks traded on the Tokyo exchange.

IV. LATEST FIGURES PLOTTED ON THE CHARTS

Chart	Panel	Series	Date	Rate
1A	Upper	Swiss franc	May 16	- 0.19
		German mark	"	- 0.03
		U.K. pound	"	- 0.52
	Lower	Dutch guilder	"	- 0.48
		French franc	"	- 0.65
		Japanese yen	"	+ 0.40
1B		Belgian franc	"	- 0.36
		Italian lira	"	- 0.55
		Canadian dollar	"	+ 0.35
2	Upper	German mark	"	+ 6.75
		Swiss franc	"	+ 2.46
		U.K. pound	"	- 9.27
	Lower	Dutch guilder	"	+ 1.91
		Canadian dollar	"	+ 1.08
		French franc	"	-23.65
3	Upper	German mark	"	+14.97
		U.S. dollar	"	+ 7.14
	Lower	Swiss franc	"	+ 9.31
		French franc	"	-11.75
4		Gold price, U.S. dollar per ounce	"	43.50
5	Upper	Call Euro-\$ deposits	May 14	9.78
		Federal Funds	"	8.30
	Middle	Differential	"	+ 1.48
	Lower	Japanese Unconditional Money	May 9	6.94
		German Call Money	May 16	0.50
		U.K. 2-day Local Authority Deposits	"	9.06
		French Day-to-day Money	"	9.00

IV - 2

Chart	Panel	Series	Date	Rate
6	Upper	Euro-\$ Call Rate	May 16	9.50
		Euro-\$ 1-month Rate	"	9.81
	Lower	Euro-\$ 3-month Rate	"	9.44
		Euro-\$ 6-month Rate	"	9.31
7	Upper	Euro-\$ 3-month Deposits	May 14	9.19
		U.S. Certificate of Deposits	"	7.19
	Second	Differential	"	+2.00
	Third	Euro-\$ 3-month Deposits	"	9.19
		U.S. Certificate of Deposits (Adj.)	"	6.38
	Fourth	Differential	"	+2.81
8	Upper	Euro-\$ 3-month Deposits	May 9	9.44
		Hire Purchase Deposits (covered)	"	0.25
	Second	Differential	"	-9.19
	Third	Euro-\$ 3-month Deposits	"	9.44
		Local Authority Deposits (covered)	"	0.38
Fourth	Differential	"	-9.06	
9A		U.S. Treasury Bill rate	May 16	6.06
		U.K. Treasury Bill rate	"	7.63
		Local Authority Deposit (uncovered)	"	9.06
9B	Upper	Spread (+ = favor London)	"	+1.57
		3-month Forward Pound	"	-8.08
	Lower	Net Incentive (+ = favor London)	"	-6.51
10	Upper	Euro-\$ Deposits (covered)	May 14	2.44
		German Interbank Loan rate	"	4.25
	Second	Differential	"	+1.81
	Third	Euro-\$ Deposits (covered)	"	6.61
		Swiss Deposit rate	"	4.75
	Fourth	Differential	"	-1.86

IV - 3

Chart	Panel	Series	Date	Rate
11	Upper	Canadian Finance Paper	May 16	7.00
		U.S. Treasury Bill rate	"	6.06
		Canadian Treasury Bill rate	"	6.51
		U.S. Prime Finance paper (not plotted)	"	6.80
	Middle	Bill rate differential	"	+0.45
		Forward Canadian dollar	"	+1.12
	Lower	Net incentive on bills	"	+1.57
		Net incentive on Finance Paper	"	+1.32
12	Upper	Euro-\$ Deposits	"	9.44
		U.K. Treasury Bill rate	"	7.63
		U.S. Treasury Bill rate	"	6.06
		Swiss 3-month Deposit rate	"	4.75
	Lower	Japanese Average rate	March 31	7.36
		Canadian Treasury Bill rate	May 16	6.51
		U.S. Treasury Bill rate	"	6.06
		German Interbank Loan rate	"	4.25
13	Upper	Netherlands	May 9	7.27
		Canada	May 14	7.45
		United States	"	5.78
		Switzerland	May 9	4.66
	Middle	Germany	"	6.38
		United Kingdom	May 15	9.09
		Euro-dollar bonds	May 16	7.12
	Lower	U.S. Corp. Dollar Euro-bonds	March 31	7.34
		U.S. Corp. DM Euro-bonds	"	6.19
		U.S. Corp. Aaa bonds	April 30	6.89

22

IV - 4

Chart	Panel	Series	Date	Rate
14	Upper	Switzerland	May 16	447.3
		Germany	May 9	275.8
		United States	May 16	235.0
		United Kingdom	"	241.7
	Lower	Japan	"	339.0
		Canada	May 8	240.6
		United States	May 16	235.0