

H. 13

No. 250

June 1, 1966

CAPITAL MARKET DEVELOPMENTS ABROAD

- I. Ten Charts on Financial Markets Abroad  
II. Latest Figures Plotted in H. 13 Chart Series, 1966

I. Ten Charts on Financial Markets Abroad

- Chart 1 - New York, London, Montreal: Yields for  
U.S. Dollar Investors on 3-month Funds  
Chart 2 - London: Yields for U.S. Dollar Investors  
on 3-month Funds  
Chart 3 - Interest Arbitrage: Frankfurt/London,  
Zurich/London  
Chart 4 - Interest Arbitrage: New York/Canada  
Chart 5 - Interest Arbitrage: New York/London  
Chart 6 - Short-term Bond Yields  
Chart 7 - Long-term Bond Yields  
Chart 8 - Spot Exchange Rates--Major Currencies  
Against U.S. Dollar  
Chart 9 - 3-month Forward Exchange Rates  
Chart 10 - Industrial Stock Indices

Europe and British Commonwealth Section.

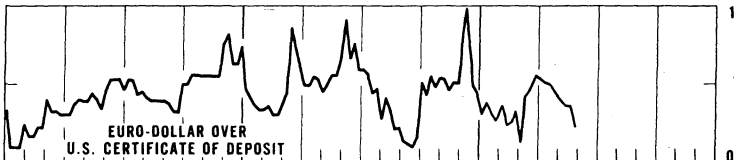
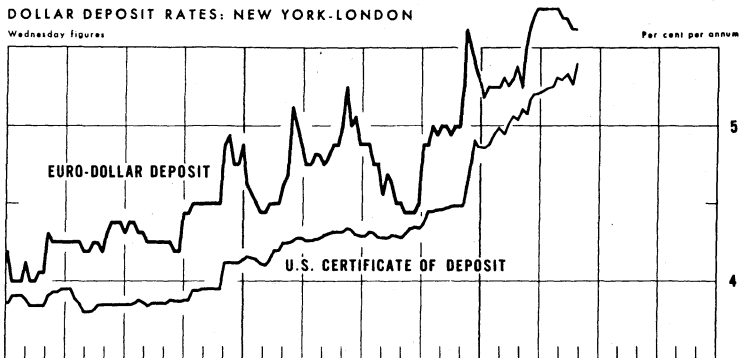
OFFICIAL USE ONLY  
(Decontrolled after six months)

Chart 1

**NEW YORK, LONDON, MONTREAL:  
YIELDS FOR U.S. DOLLAR INVESTORS ON 3-MONTH FUNDS**

**DOLLAR DEPOSIT RATES: NEW YORK-LONDON**

Wednesday figures



**FINANCE CO. PAPER RATES (covered): QUOTED IN NEW YORK**

Friday figures

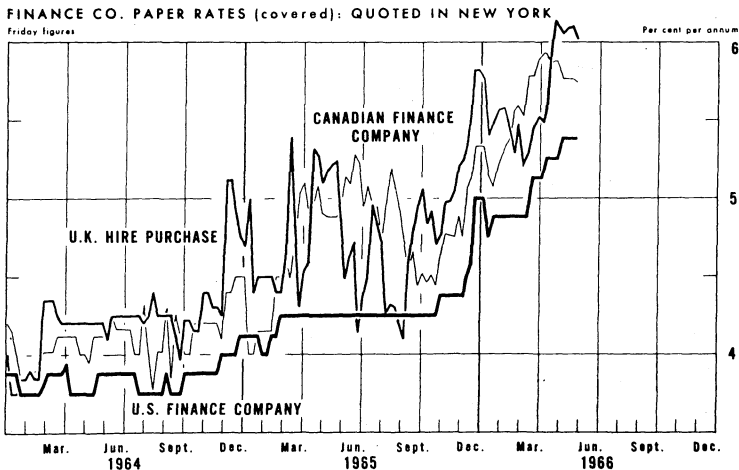
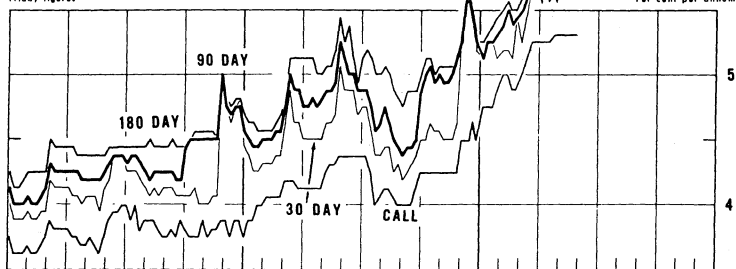


Chart 2

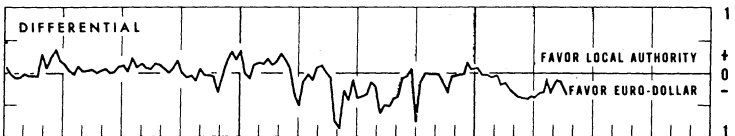
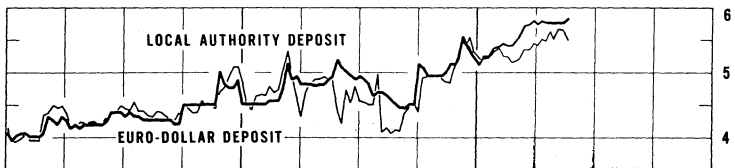
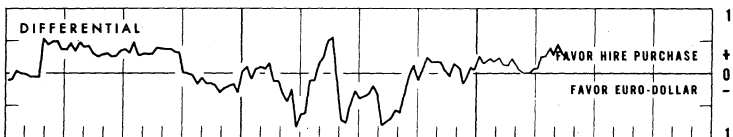
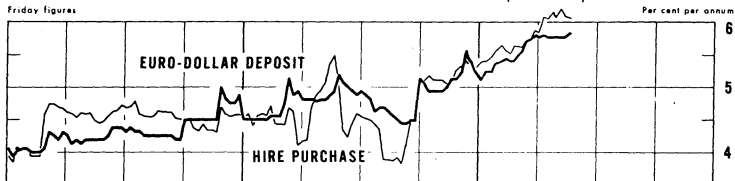
### LONDON: YIELDS FOR U.S. DOLLAR INVESTORS ON 3-MONTH FUNDS EURO-DOLLAR DEPOSIT RATES

Friday figures



### HIRE PURCHASE AND LOCAL AUTHORITY DEPOSIT RATES (covered)

Friday figures



1964

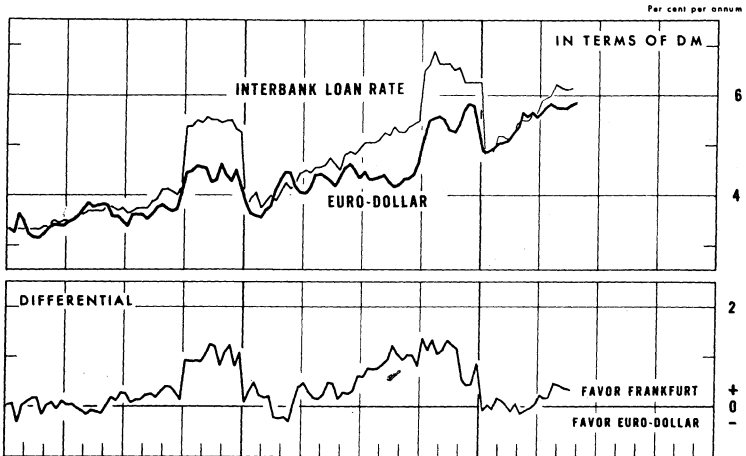
1965

1966

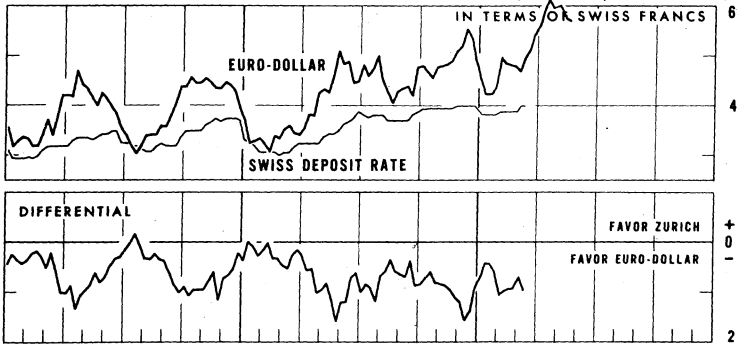
Chart 3

**INTEREST ARBITRAGE: FRANKFURT/LONDON, ZURICH/LONDON**

**FRANKFURT INTERBANK LOAN RATE VS. LONDON EURO-DOLLAR RATE (COVERED)**



**ZURICH DEPOSIT RATE VS. LONDON EURO-DOLLAR RATE (COVERED)**



**II PRICE OF GOLD IN LONDON**

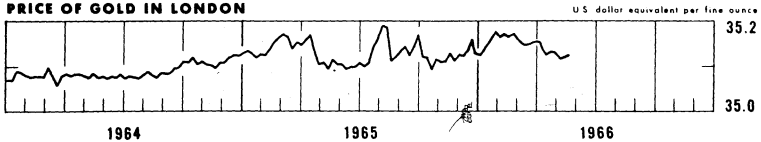


Chart 4

### INTEREST ARBITRAGE, UNITED STATES/CANADA

Friday figures

Per cent per annum

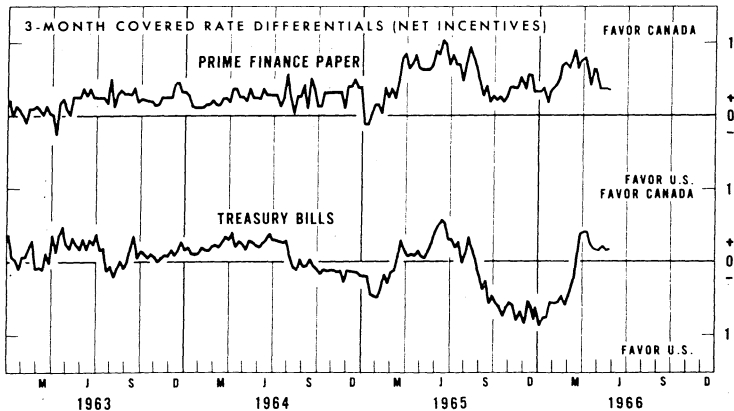
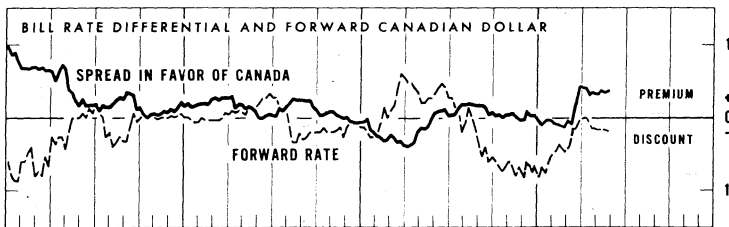
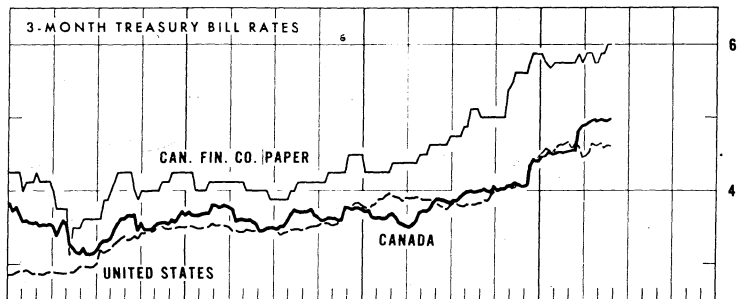


Chart 5

### INTEREST ARBITRAGE, NEW YORK/LONDON

Friday figures

Per cent per annum

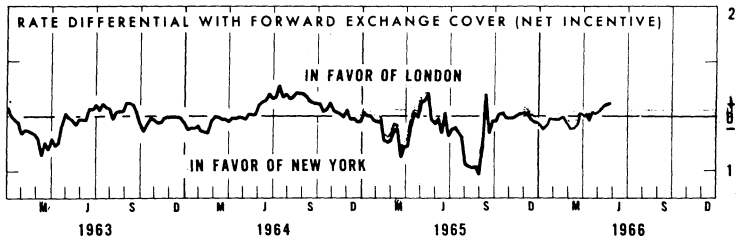
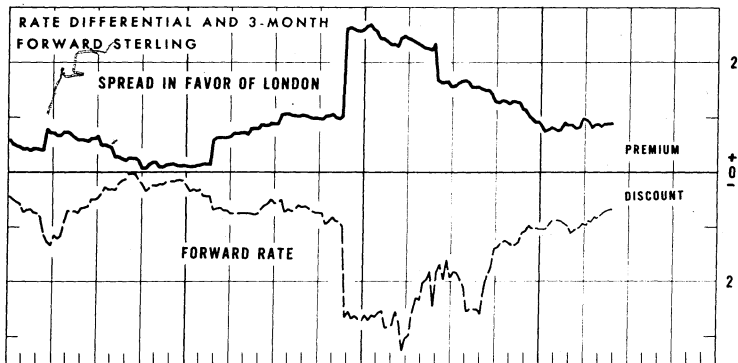
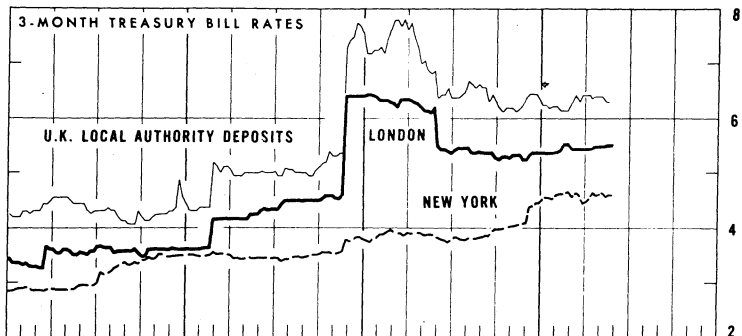
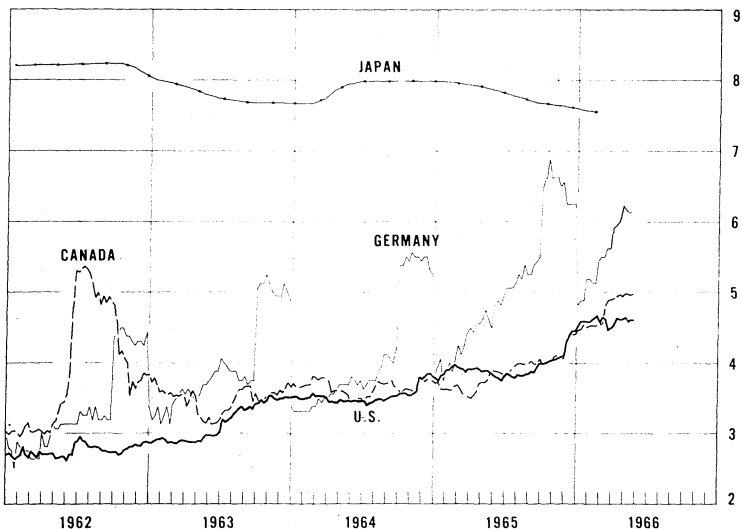
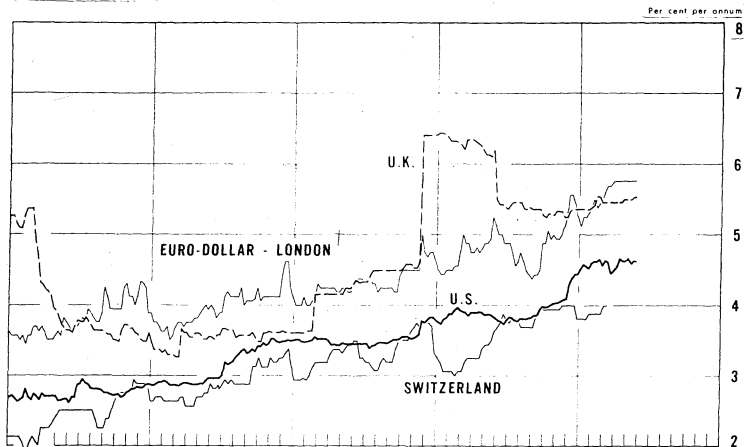


Chart 6

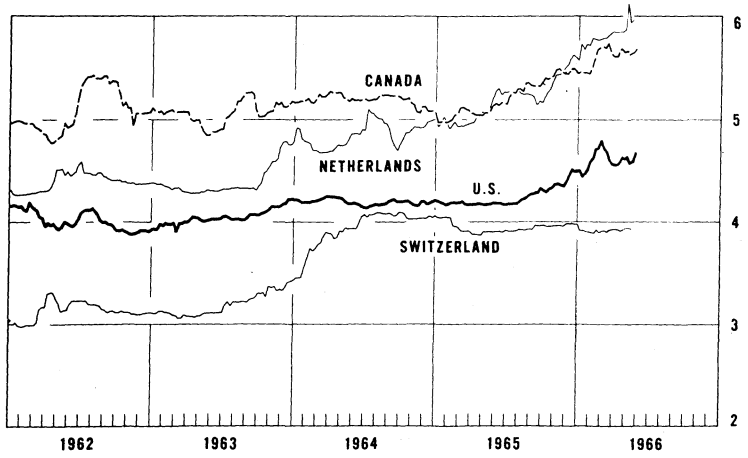
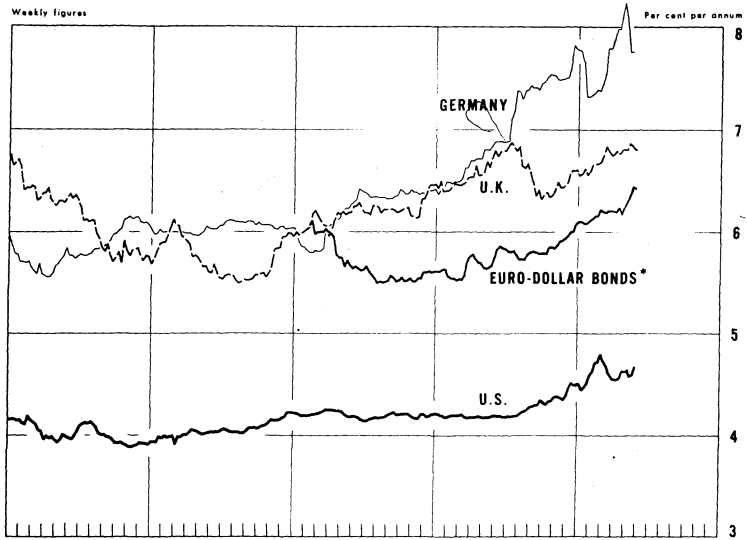
**SHORT-TERM INTEREST RATES\***



\* 3 month treasury bill rates for all countries except Japan (Average rate on Bank Bills and discounts)  
Switzerland (3 month deposit rate) and Germany (Interbank Loan Rate)

† 3 month rate for U.S. dollar deposits in London

Chart 7  
**LONG-TERM BOND YIELDS**  
Weekly figures



\*Average of yields for four foreign government dollar bonds quoted in London



Chart 8

**SPOT EXCHANGE RATES - MAJOR CURRENCIES AGAINST U.S. DOLLAR**

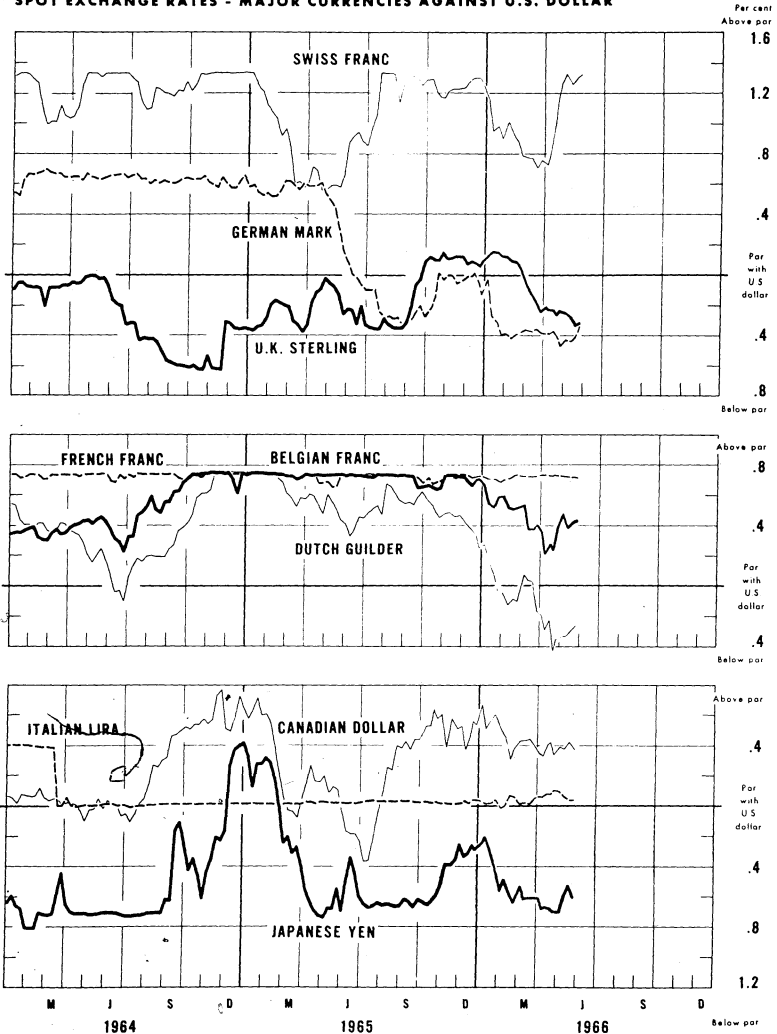


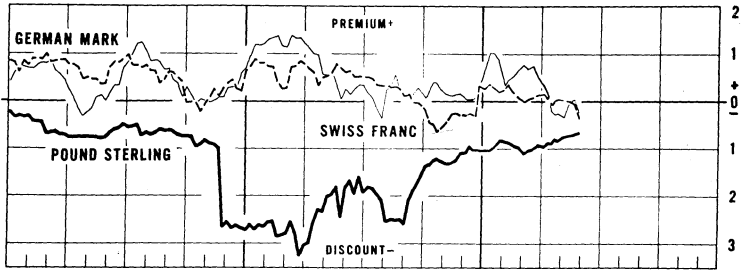
Chart 9

### 3-MONTH FORWARD EXCHANGE RATES

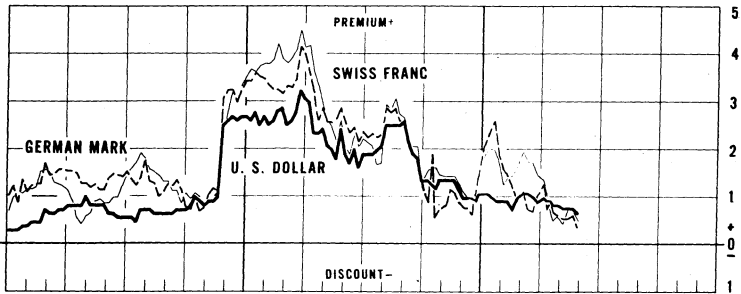
Friday figures

AGAINST U. S. DOLLARS

Per cent per annum



AGAINST POUND STERLING - LONDON



AGAINST POUND STERLING - LONDON

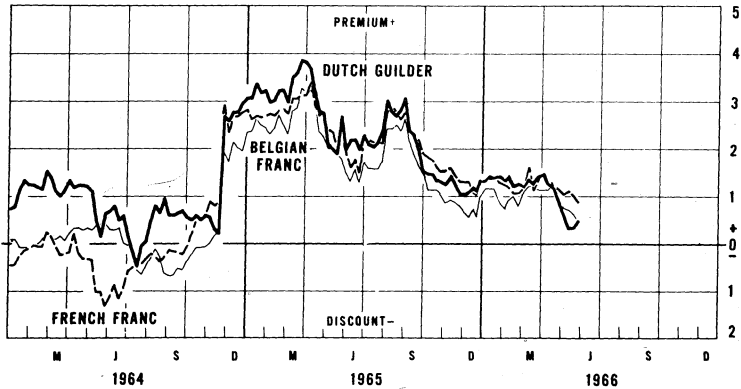
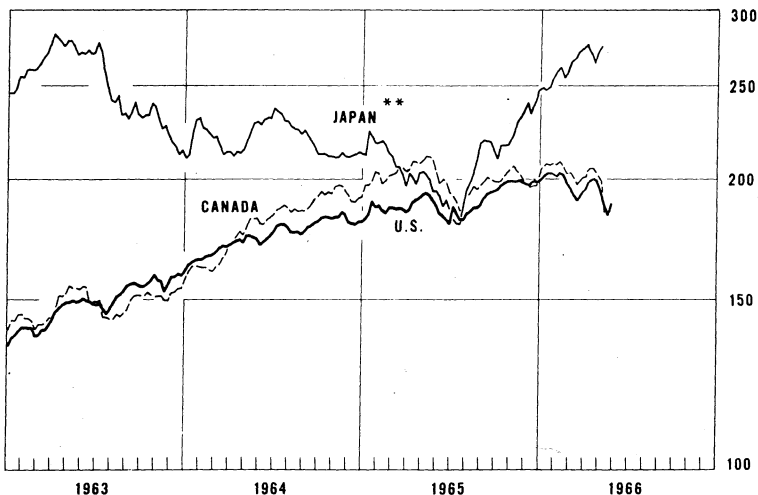
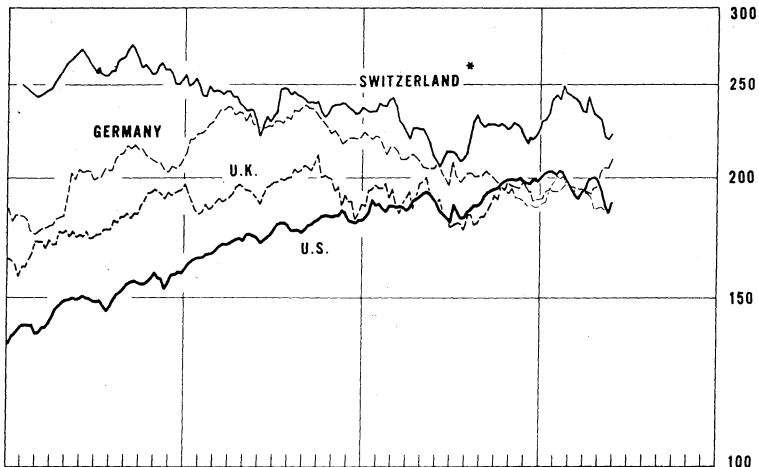


Chart 10

**INDUSTRIAL STOCK INDICES**

1958=100  
Ratio scale



\* Swiss Bank Corporation industrial stock index  
\*\* Japan: index of 225 industrial and other stocks traded on the Tokyo exchange

H. 13

 No. 250 II. Latest Figures Plotted in H. 13 Chart Series, 1966  
 (all figures per cent per annum)

Chart 1  
Upper Panel (Wednesday, May 25)
Euro-\$ Deposit 5.62U.S. certif. of deposit 5.40
Lower Panel (Friday, May 27)
Finance co. paper: U.S. 5.38Canada 5.74Hire-purchase paper, U.K. 6.02
Chart 2  
 (Friday, May 27)

Euro-\$ deposits:

Call 5.31 90-day 5.757-day 5.50 180-day 5.8830-day 5.88Hire-purchase paper 6.05

(May 20)

Local-authority deposit 5.50

(May 20)

Chart 3  
Upper Panel (Period: May 16-23)
Interbank loan (mid-point) 6.15Euro-\$ deposit (average) 5.81\* Lower Panel (Date: April 15)Zurich 3-mo. deposit 4.06
Price of gold 35.126  
 (Friday, May 20)

Chart 4  
 (Friday, May 27)
Treasury bills: Canada 4.98U.S. 4.61Spread favor Canada +0.37Forward Canadian \$ -0.19Net incentive (Canada +) +0.18Canadian finance paper 6.00
Chart 5  
 (Friday, May 27)
Treasury bills: U.K. 5.52U.S. 4.61Spread favor U.K. +0.91Forward pound -0.67Net incentive (U.K. +) +0.24
Chart 6  
 (Friday, May 27)
Treasury bills: U.S. 4.61U.K. 5.52Canada 4.98Interbank loan rate (German) 6.15

(May 23)

Euro-\$ deposit (London) 5.75Zurich 3-mo. deposit 4.06

(Date: April 15)

Japan composit rate 7.570

(Date: February 28)

Chart 7
U.S. Gov't. (Wed., May 25) 4.68U.K. War Loan (Thurs., May 26) 6.80German Fed. (Fri., May 20) 7.76Swiss Confed. (Fri., May 20) 3.93Canadian Gov't. (Wed., May 25) 5.69Netherlands Gov't perpetual 3% 5.97

(Friday, May 20)

Euro-\$ bonds (Fri., May 27) 6.42
 For descriptions and sources of data,  
 see special supplement to H. 13,  
 Number 239, March 16, 1966.
\* March 23 4.0031 4.00April 7 4.0015 4.06